


SOUTH PACIFIC CATALOGUE

INDUSTRIAL POWER TRANSMISSION


The Driving Force in Power Transmission®



Gates Industrial Power Transmission Product Literature - Catalogues & Brochures



496-3015
Poly Chain GT Carbon Brochure




496-3008
Predator Brochure



496-3007
PowerGrip GT3 Brochure



GM-UTB
Gates Mectrol Catalogue



E2-20103
EuroGrip Brochure



496-1007
Heavy Duty Solutions Brochure



E2-20087
Preventive Maintenance Manual



496-3019
Preventive Maintenance Brochure



496-3016
Quarry Industry Brochure

Gates Industrial Power Transmission

The Unique Combination of Innovation and Tradition



Over the years, The Gates Rubber Company has played a lead role in the development of engineered rubber products. It all began in 1917 when John Gates invented the V-belt which revolutionised the methods of power transmission in industrial and automotive machinery.

Then in 1946, Gates developed the first rubber synchronous belt to synchronise the needle and bobbin movement of the Singer sewing machine. Since these two major events, Gates has introduced numerous innovative products, such as Predator and Poly Chain® GT® Carbon™. With each new product, Gates has helped industry overcome problem belt applications and eliminate maintenance liabilities.

With over forty-nine factories in seventeen countries around the world, Gates advanced manufacturing and research facilities are committed to improving the features of industrial belt products in anticipation of customers' future needs.

Today Gates, in partnership with its distributors, can offer customers the leading range of industrial belt products including V-belts, V-ribbed belts, synchronous belts, tensioners, pulleys, sprockets and complete drive solutions.

In 1998 The Gates Rubber Company firmly established its commitment to the South Pacific Region with a new warehouse and service centre located in South Dandenong, Victoria, Australia. Supporting distributors with a wider range of inventory, providing power transmission training seminars and increasing technical service in the field, which will better serve customers of Gates into the future.

Why specify Gates?

Gates is dedicated to providing the best quality and most durable products and services in the industrial belt market. Foremost, this requires a thorough understanding of the problems faced by maintenance and engineering professionals today. With each new unique feature, such as concave sidewalls, Flex Bonded tensile cords or a new notch design, Gates has been able to provide the industry with solutions. In its varied industrial applications, the use of Gates industrial belts have extended belt life by thousands of hours.

**If you've priced reliability and maintenance,
today Gates is your best solution.**

Gates Industrial Power Transmission Table of Contents



SECTION 1 Maintenance and Energy Saving Products

• Poly Chain® GT® Carbon™ - 8MGT, 14MGT	1
• Poly Chain® GT® Sprockets	5
• Poly Chain® GT® Sprockets - Stainless Steel	15
• Stainless Steel Taper-Locks	17
• Poly Chain® GT® Single - Double Sprockets	17
• Made to order Metal Products	19
• Predator - 5VP, 8VP, SPBP, SPCP, AP, BP, CP	20
• Predator Powerband - SPBP, SPCP, 3VP, 5VP, 8VP	25

SECTION 2 Industrial V-Belts

• Hi Power® II - Z, A, B, C, D, E	28
• Hi Power® II Powerband® - A, B, C, D	36
• Hi Power® Dubl-V - AA, BB, CC, DD	40
• Tri-Power® - AX, BX, CX	42
• Super HC® - SPZ/3V, SPA, SPB/5V, SPC, 8V	46
• Super HC® PowerBand® - SPB, SPC, 3V, 5V, 8V	51
• Quad-Power® III - XPZ/3VX, XPA, XPB/5VX, XPC	54
• Quad-Power® III PowerBand® - XPZ, XPA, XPB, 3VX, 5VX	59
• Micro-V®	62
• Poly Flex®	65
• Poly Flex® JB™	68
• Multispeed	71
• Round Endless	77
• Urethane Round™	79
• PowerBack®	80
• Power Curve®	80
• Xtreme®	81
• Trail Runner®	82
• BladeRunner®	83
• PowerRated®	87
• Truflex®	87
• Heavy-Duty AG	91

SECTION 3 Synchronous Belts

• PowerGrip® - XL, L, H, XH, XXH	92
• PowerGrip® - MXL	96
• PowerGrip® HTD® - 3M, 5M, 8M, 14M, 20M	98

Gates Industrial Power Transmission Table of Contents



SECTION 3 Synchronous Belts - CONTINUED	
• Poly Chain® HTD® - 14M	102
• PowerGrip® GT3® - 8MGT, 14MGT	103
• PowerGrip® GT3® - 2MGT, 3MGT, 5MGT	105
• Poly Chain® GT® Carbon - 8MGT Short Length	108
• Poly Chain® GT® - 5MGT	108
• Twin Power - 3MR, 5MR, 8MGT, 14MGT, 3M, 5M, XL, L, H	109
• Linear Belting	116
• Synchropower®	118
• Linear Urethane Belting	121
• Gates Material Handling	126
• Gates Food Grade Belting	127
• Cotton Cleaner Belts	128
SECTION 4 Metal Products	
• PowerGrip® 5MGT® & Poly Chain® 5MGT® Sprockets®	129
• Clamping Plates for Linear Belting	131
• EuroGrip® Flexible Couplings	133
SECTION 5 Maintenance Products and Services	
• Gates Maintenance Training	135
• Maintenance Kits	136
• 507C Sonic Tension Meter	137
• EZ Align Laser Alignment Tool	138
• AT-1 Laser Alignment Tool	139
• Belt & Pulley Gauges	139
• Tension Testers	139
• Belt Measurer	139
• Tension Plates and Stickers	139
• Design Flex Pro Software	140
• Design IQ Software	140
SECTION 6 Technical Information and Tips	
• V-belt Lengths & Selection	141
• Matching Systems	141
• Minimum Recommended Pulley/Sprocket Diameters	142
• Belt Operating Temperatures	144
• Pulley Specifications	144
• Belt Tension	144
• Considerations for Operating Environments	144
• Drive Design Request Form	145

POLY CHAIN® GT CARBON™

Polyurethane synchronous belt with carbon fibre cords

Maintenance &
Energy Saving

Poly Chain® GT Carbon™, Gates most powerful synchronous belt, has been designed for optimum performance on high torque, low speed drives in any industrial application. This lightweight belt features increased power ratings of up to 30% higher than previous constructions, while maintaining the same long service life.

Poly Chain® GT Carbon™ belts operate on Poly Chain® GT sprockets and do not require any adaptation of existing GT2 applications.

Poly Chain® GT Carbon™ belt construction is based on innovative state-of-the-art design. The body and teeth of the belt are made of a unique polyurethane compound, making the belt tough and virtually immune to abrasion and chemical attack.

Poly Chain® GT Carbon™ belts make an excellent alternative to roller chains, requiring neither re-tensioning nor lubrication. Space-saving, weight-saving and money-saving, Poly Chain® GT Carbon™ drives offer a long and reliable service life.

Identification

Blue tooth covering, with three part number on the back of the belt indicating pitch code, pitch length and width.

Construction


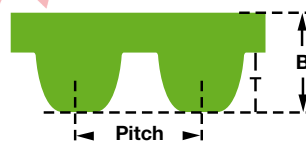
- Teeth and body are made of a lightweight polyurethane compound, specially blended for adhesion to the cords and fabric. This uniquely formulated polyurethane makes the belt tough and virtually immune to abrasion and chemicals.
- The carbon tensile cords provide extraordinary power-carrying capacity.
- Flex fatigue life of carbon is exceptional, and its high impact strength withstands shocks and surge loading.
- The fabric covering the teeth is highly resistant to oil, chemicals, pollutants, corrosion and abrasion. It is exceptionally durable and remains fully operational under extreme temperatures from -54°C up to +85°C.
- The fabric facing reduces friction with the pulley, thereby minimising temperature buildup.
- Easy rust-free wash down when used with Gates Stainless Steel or Nickel-Plated hardware.

Advantages

- Substantially increased power rating.
- High efficiency positive drive.
- Maintenance-free: no lubrication or re-tensioning needed.
- Savings in space, weight and money.

Sections & nominal dimensions:

	Pitch (mm)	T (mm)	B (mm)
8MGT	8.0	3.4	5.9
14MGT	14.0	6.0	10.2



POLY CHAIN® GT CARBON™ CASE STUDY 1

Canning Line Application



Maintenance &
Energy Saving

INDUSTRY: GLOBAL BOTTLING COMPANY

MARKET APPLICATION: CANNING LINE ROLLER CHAIN DRIVES ON CONVEYORS.

Existing Drive Description:

Power = 0.75kW – 1.1kW @ 50rpm – 300rpm
Original Chain = 5/8" simplex roller chain
Driver Pulley = 7T – 25T
Driven Pulley = 19T – 25T

Problem:

- Australian bottler was having issues with their roller chain conveyor drives.
- Frequent maintenance and lubrication, adding to downtime.
- High noise levels of roller chain drive were approx 55 dBA on each drive.
- In wet areas roller chain would lose lubrication and rust solid.
- Single chain drives were changed out approx 1-2 times per year.
- 3 stage gang drives were changed out 2-3 times per year.

Solution Drive Description:

After drive observation, the Gates engineer recommended a cost effective alternative to the current 5/8" simplex roller chain drive by replacing it with Gates Poly Chain GT Carbon, at only 12mm wide.

New Belt = 8MGT-1760-12 Poly Chain GT Carbon

Driver Sprocket = 40 tooth Stainless Steel

Driven Sprocket = 48 tooth Stainless Steel

Total weight* of the chain drive = 4.4kg

Total weight* of the Poly Chain GT Carbon® drive is now = 2.2kg

*= Taper bush weights not included



Original Roller Chain Drive



New Poly Chain GT Carbon Drive

Benefits of Gates Poly Chain® GT Carbon™ Drive

- After over a year of running the Poly Chain GT Carbon drives show no signs of wear on either the belts or sprockets.
- In converting drives to Poly Chain GT Carbon, noise levels have dropped from approx 55dBA down to 40dBA on each drive.

Comments below from onsite Maintenance Manager

- Very clean drive, no grease or lube. Much less maintenance with Poly Chain GT Carbon belts, we don't touch the drives anymore!
- It also improves our H&S, due to the often awkward areas and angles the fitters need to be in to remove guards and perform their lubrication and maintenance. Now we don't need to remove the guards at all or lubricate.
- We can now spend more time on other more important areas of the plant instead of worrying about lubricating and maintaining roller chain drives.
- They are standard items which are great for change outs.
- We can reduce our spares by ensuring the Gates engineers design with similar sprockets and belts for all our conveyors.

POLY CHAIN® GT CARBON™ CASE STUDY 2

Slurry Pump Application



Maintenance & Energy Saving

INDUSTRY: COAL WASH PLANT

MARKET APPLICATION: MEDIUM DENSITY SLURRY PUMP.

Existing Drive Description:

Power = 280kW @ 1475rpm
Original Belts = 8 x SPC3550
Driver Pulley = 8/SPC315
Driven Pulley = 8/SPC800

Problem:

- 4-6 maintenance inspections required per year required to check tensions and replace components where required, adding to downtime.
- The high number of drives on site and the time taken to conduct inspections meant that it was sometimes overlooked.
- Unchecked drives that become under tensioned cause pulley and belt wear which can lead to unscheduled maintenance and downtime costs.

Solution Drive Description:

After drive observation, the Gates engineer recommended a cost effective and power efficient alternative to the V-belt drive by replacing it with Gates Poly Chain GT Carbon.

New Belt = 14MGT-3136-90 Poly Chain GT Carbon

Driver Sprocket = 56 tooth

Driven Sprocket = 140 tooth

Total weight* of the chain drive = 200kg

Total weight* of the Poly Chain® GT Carbon™ drive is now = 83kg

*= Taper bush weights not included

Benefits of Gates Poly Chain® GT Carbon™ Drive

- No maintenance will be required as the Poly Chain GT Carbon belts do not stretch. So no maintenance and downtime costs!
- The new Poly Chain GT Carbon drive weighs 59% less than the old V-belt one which results in a much lower overhung load on shafts. Component replacement is less strenuous on personnel, belt weight is only 2kg.
- A 48% reduction in drive width takes stress off of costly components such as shafts and bearings.
- Efficiency increase resulted in a power consumption reduction of approx 5% which is saving of around \$2000 per year (at \$0.07 per kWh). This site has 50 pump drives so overall savings potential is huge.
- The new drive not only saves money but also the planet. Approx 31 tonnes of greenhouse emissions saved per year for one drive due to simply changing the belt drive.



● Original V-belt Drive



New Poly Chain GT Carbon Drive

POLY CHAIN® GT CARBON™

8MGT

Pitch: 8mm

Pitch & Length Designation	Pitch Length (mm)	No. of Teeth
8MGT-640	640	80
8MGT-720	720	90
8MGT-800	800	100
8MGT-896	896	112
8MGT-960	960	120
8MGT-1000	1000	125
8MGT-1040	1040	130
8MGT-1120	1120	140
8MGT-1200	1200	150
8MGT-1224	1224	153
8MGT-1280	1280	160
8MGT-1440	1440	180
8MGT-1600	1600	200
8MGT-1760	1760	220
8MGT-1792	1792	224
8MGT-2000	2000	250
8MGT-2200	2200	275
8MGT-2240	2240	280
8MGT-2400	2400	300
8MGT-2520	2520	315
8MGT-2600	2600	325
8MGT-2800	2800	350
8MGT-2840	2840	355
8MGT-3048	3048	381
8MGT-3200	3200	400
8MGT-3280	3280	410
8MGT-3600	3600	450
8MGT-4000	4000	500
8MGT-4400	4400	550
8MGT-4480	4480	560

Available in widths of:
12mm, 21mm, 36mm, and 62mm.

14MGT

Pitch: 14mm

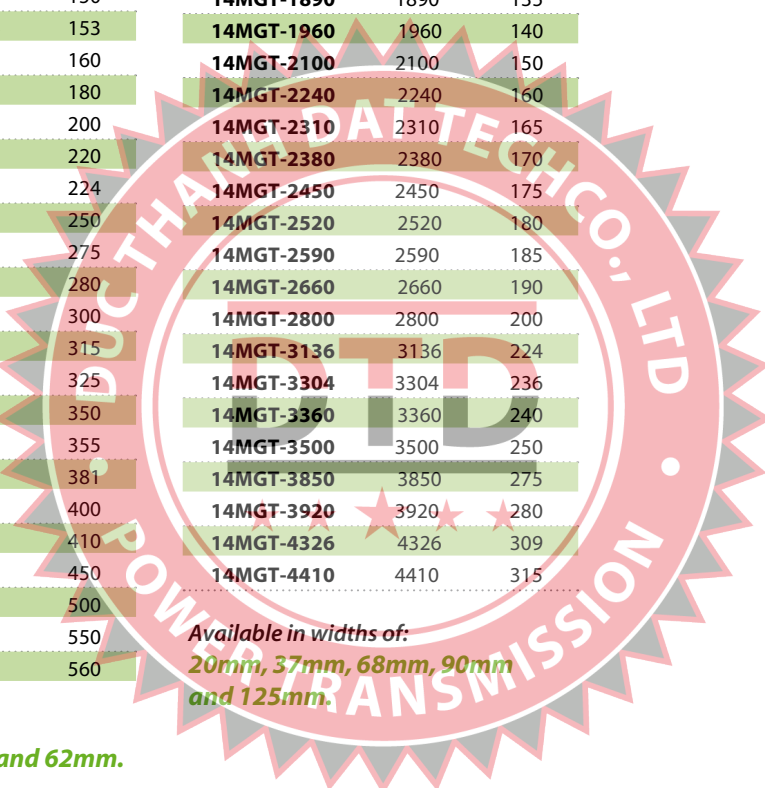
Pitch & Length Designation	Pitch Length (mm)	No. of Teeth
14MGT-994	994	71
14MGT-1120	1120	80
14MGT-1190	1190	85
14MGT-1260	1260	90
14MGT-1400	1400	100
14MGT-1568	1568	112
14MGT-1610	1610	115
14MGT-1750	1750	125
14MGT-1890	1890	135
14MGT-1960	1960	140
14MGT-2100	2100	150
14MGT-2240	2240	160
14MGT-2310	2310	165
14MGT-2380	2380	170
14MGT-2450	2450	175
14MGT-2520	2520	180
14MGT-2590	2590	185
14MGT-2660	2660	190
14MGT-2800	2800	200
14MGT-3136	3136	224
14MGT-3304	3304	236
14MGT-3360	3360	240
14MGT-3500	3500	250
14MGT-3850	3850	275
14MGT-3920	3920	280
14MGT-4326	4326	309
14MGT-4410	4410	315

Available in widths of:
20mm, 37mm, 68mm, 90mm
and 125mm.

Poly Chain® GT Carbon™ ordering code is composed as follows:

8MGT-640-12	
8MGT	- Pitch 8mm
640	- Pitch length (mm)
12	- Belt width (mm)

Maintenance & Energy Saving



*Conditions Apply

NOTE: For Poly Chain® GT sprocket range refer next page
For shorter 8MGT lengths refer page 108

POLY CHAIN® GT SPROCKETS

Synchronous belt sprockets



Maintenance & Energy Saving

Poly Chain® GT sprockets use the tooth profile designed and developed by the Gates Corporation. The Poly Chain® GT sprockets operate with the Gates Poly Chain® GT Carbon™ belts and all previous generations.

Notes:

Pulleys of cast iron or steel material supplied. Pulleys of either material provide required durability and service life. Gates reserves the right to supply pulleys of either material against orders for standard pulleys.

Specification:

Cast iron 220 N/mm²
Steel 220 M07

For peripheral speeds greater than 40 m/sec consult Gates Customer Service.

Identification

Engraved or cast three part numbers on side of sprocket indicating pitch code, number of teeth and width.

Advantages

- Precise sprocket design produces positive, press fit to shaft.
- Smaller, narrower sprockets save shaft space, keep the load closer to bearing and extend life of reducer.
- Poly Chain GT Sprockets keep overhung load below manufacturers recommendation.
- Sprockets are precision manufactured and static balanced.
- Taper bushed or pilot bore construction.


Poly Chain® GT Sprocket ordering code is composed as follows:

8M-64S-62	
8M	- Pitch 8mm
64	- 64 Teeth
S	- Sprocket
62	- To suit belt width (mm)

NOTE:

Poly Chain® GT sprockets sourced from Gates USA have an X in the description, eg 8MX-40S-12. These sprockets have the same tooth profile as our standard European stocked range, eg 8M-40S-12.

Poly Chain® GT sprockets not sourced from a Gates approved manufacturer void performance guarantees, warranty claims and the 90 day risk free trial.



POLY CHAIN® GT SPROCKETS

8MGT - 12mm wide						
Pulley Designation	No. of Teeth	Diameters			Bush No.	Weight (kg)
		Pitch (mm)	Outside (mm)	Flange (mm)		
8M-22S-12	22	56.02	54.42	66.5	1008	0.18
8M-22S-12PB	22	56.02	54.42	60	PB	0.43
8M-25S-12	25	63.66	62.06	70	1108	0.25
8M-25S-12PB	25	63.66	62.06	74	PB	0.64
8M-26S-12	26	66.21	64.62	74	1108	0.27
8M-27S-12	27	68.75	67.16	81.5	1108	0.32
8M-28S-12	28	71.30	69.70	75	1108	0.37
8M-28S-12PB	28	71.30	69.70	75	PB	0.82
8M-29S-12	29	73.85	72.24	78.5	1108	0.50
8M-30S-12	30	76.39	74.79	82.5	1210	0.41
8M-30S-12PB	30	76.39	74.79	82.5	PB	1.00
8M-31S-12	31	78.94	77.34	84.5	1210	0.50
8M-32S-12	32	81.49	79.89	87	1610	0.37
8M-32S-12PB	32	81.49	79.89	91	PB	1.14
8M-33S-12	33	84.03	82.42	90.5	1610	0.50
8M-34S-12	34	86.58	84.98	91	1610	0.45
8M-35S-12	35	89.13	87.53	96.5	1610	0.59
8M-36S-12	36	91.67	90.70	97	1610	0.59
8M-37S-12	37	94.22	92.61	103	1610	0.73
8M-38S-12	38	96.77	95.17	102	1610	0.70
8M-39S-12	39	99.31	97.71	112	1610	0.86
8M-40S-12	40	101.86	100.26	106	1610 or 2012	0.82
8M-41S-12	41	104.41	102.79	115	2012	1.05
8M-42S-12	42	106.95	105.36	125	2012	0.96
8M-45S-12	45	114.59	112.99	120	2012	1.10
8M-48S-12	48	122.23	120.63	128	2012	1.42
8M-50S-12	50	127.32	125.72	135	2012	1.60
8M-53S-12	53	134.96	133.37	140	2012	2.14
8M-56S-12	56	142.60	141.00	150	2012	2.10
8M-60S-12	60	152.79	151.19	158	2012	2.40
8M-63S-12	63	160.43	158.83	170.5	2012	1.86
8M-64S-12	64	162.97	161.37	168	2012	2.70
8M-67S-12	67	170.61	169.01	174.5	2012	1.95
8M-71S-12	71	180.80	179.20	190.5	2012	2.14
8M-75S-12	75	190.99	189.39	-	2012	3.70
8M-80S-12	80	203.72	202.12	-	2012	4.40
8M-90S-12	90	229.18	227.58	-	2012	5.50
8M-112S-12	112	285.21	283.61	-	2012	5.45
8M-140S-12	140	356.51	354.91	-	2012	7.73

NOTE: PB = Pilot Bore.

Maintenance & Energy Saving

POLY CHAIN® GT SPROCKETS

8MGT - 21mm wide

Pulley Designation	No. of Teeth	Diameters			Bush No.	Weight (kg)
		Pitch (mm)	Outside (mm)	Flange (mm)		
8M-225-21	22	56.02	54.42	66.5	1008	0.03
8M-225-21PB	22	56.02	54.42	60	PB	0.56
8M-255-21	25	63.66	62.06	70	1108	0.36
8M-255-21PB	25	63.66	62.06	74	PB	0.82
8M-265-21	26	66.21	64.62	74	1108	0.36
8M-275-21	27	68.75	67.16	81.5	1108	0.41
8M-285-21	28	71.30	69.70	75	1210	0.41
8M-285-21PB	28	71.30	69.70	82	PB	1.05
8M-295-21	29	73.85	72.24	78.5	1108	0.45
8M-305-21	30	76.39	74.79	82.5	1210	0.56
8M-305-21PB	30	76.39	74.79	87	PB	1.27
8M-315-21	31	78.94	77.34	84.5	1210	0.50
8M-325-21	32	81.49	79.89	87	1610	0.52
8M-325-21PB	32	81.49	79.89	91.5	PB	1.45
8M-335-21	33	84.03	82.42	90.5	1610	0.50
8M-345-21	34	86.58	84.98	91	1610	0.61
8M-355-21	35	89.13	87.53	96.5	1610	0.59
8M-365-21	36	91.67	90.70	97	1610	0.70
8M-375-21	37	94.22	92.61	103	1610	0.73
8M-385-21	38	96.77	95.17	102	1610	0.92
8M-395-21	39	99.31	97.71	112	1610	0.86
8M-405-21	40	101.86	100.26	106	1610 or 2012	1.06
8M-415-21	41	104.41	102.79	115	2012	1.05
8M-425-21	42	106.95	105.36	125	2012	1.09
8M-455-21	45	114.59	112.99	120	2012	1.30
8M-485-21	48	122.23	120.63	128	2012	1.60
8M-505-21	50	127.32	125.72	135	2012	1.83
8M-535-21	53	134.96	133.37	140	2012	2.27
8M-565-21	56	142.60	141.00	150	2012	2.40
8M-605-21	60	152.79	151.19	158	2517	3.20
8M-635-21	63	160.43	158.83	170.5	2012	1.86
8M-645-21	64	162.97	161.37	168	2517	3.80
8M-755-21	75	190.99	189.39	-	2517	5.20
8M-805-21	80	203.72	202.12	-	2517	6.00
8M-905-21	90	229.18	227.58	-	2517	5.40
8M-1125-21	112	285.21	283.61	-	2517	7.40
8M-1405-21	140	356.51	354.91	-	3020	9.00
8M-1805-21	180	458.37	456.77	-	3020	17.72
8M-2245-21	224	570.41	568.81	-	3020	24.27

NOTE: PB = Pilot Bore.

Maintenance & Energy Saving

POLY CHAIN® GT SPROCKETS

8MGT - 36mm wide						
Pulley Designation	No. of Teeth	Diameters			Bush No.	Weight (kg)
		Pitch (mm)	Outside (mm)	Flange (mm)		
8M-22S-36PB	22	56.02	54.43	66	PB	0.91
8M-25S-36PB	25	63.66	62.06	74	PB	1.04
8M-28S-36	28	71.30	69.70	75	1210	0.64
8M-28S-36PB	28	71.30	69.70	81.5	PB	1.55
8M-30S-36	30	76.39	74.79	82.5	1610	0.59
8M-30S-36PB	30	76.39	74.79	86.5	PB	1.77
8M-32S-36	32	81.49	79.89	87	1610	0.79
8M-32S-36PB	32	81.49	79.89	91.5	PB	2.05
8M-33S-36	33	84.03	82.42	90.5	1610	1.50
8M-34S-36	34	86.58	84.98	91	1610	0.93
8M-34S-36PB	34	86.58	84.98	97	PB	2.32
8M-35S-36	35	89.13	87.53	96.5	1610	1.60
8M-36S-36	36	91.67	90.70	97	1610	1.15
8M-36S-36PB	36	91.67	90.70	102	PB	2.68
8M-37S-36	37	94.22	92.61	103	1610	1.72
8M-38S-36	38	96.77	95.17	102	1610	1.39
8M-38S-36PB	38	96.77	95.17	107	PB	3.05
8M-39S-36	39	99.31	97.71	112	1610	1.77
8M-40S-36	40	101.86	100.26	106	2012	1.34
8M-41S-36	41	104.41	102.79	115	2012	1.87
8M-42S-36	42	106.95	105.36	125	2012	1.89
8M-45S-36	45	114.59	112.99	120	2012	1.87
8M-48S-36	48	122.23	120.63	128	2012	2.20
8M-50S-36	50	127.32	125.72	135	2012	2.70
8M-53S-36	53	134.96	133.37	140	2012	2.50
8M-56S-36	56	142.60	141.00	150	2517	3.00
8M-60S-36	60	152.79	151.19	158	2517	3.80
8M-64S-36	64	162.97	161.37	168	2517	4.50
8M-75S-36	75	190.99	189.39	-	3020	6.20
8M-80S-36	80	203.72	202.12	-	3020	7.40
8M-90S-36	90	229.18	227.58	-	3020	7.20
8M-112S-36	112	285.21	283.61	-	3020	10.40
8M-140S-36	140	356.51	354.91	-	3020	12.70
8M-168S-36	168	427.81	426.21	-	3525	21.50
8M-180S-36	180	458.37	456.77	-	3020	24.72
8M-192S-36	192	488.92	487.32	-	3525	27.00

NOTE: PB = Pilot Bore.

Maintenance &
Energy Saving

POLY CHAIN® GT SPROCKETS

8MGT - 62mm wide

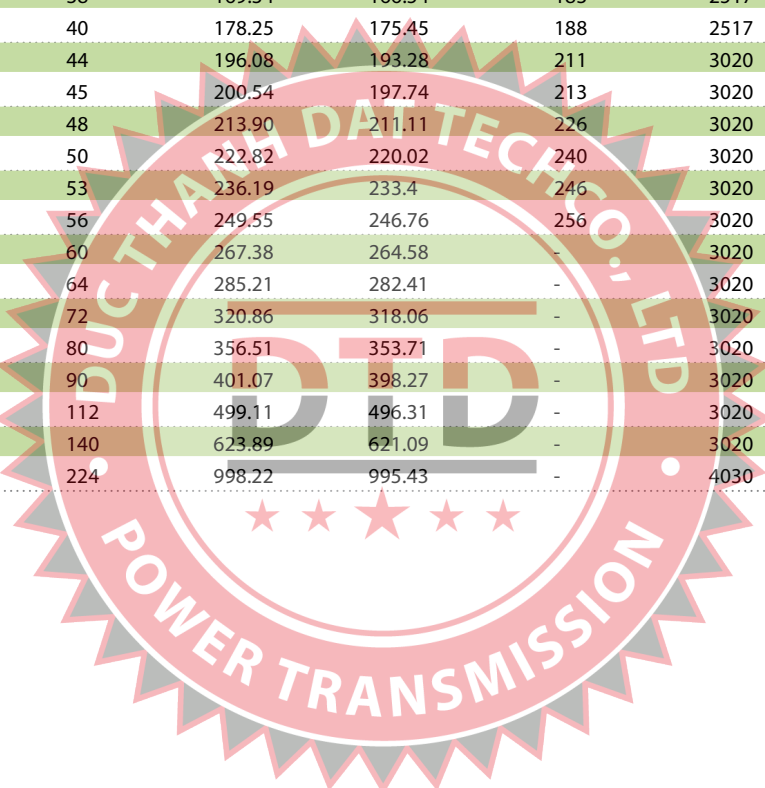
Pulley Designation	No. of Teeth	Diameters			Bush No.	Weight (kg)
		Pitch (mm)	Outside (mm)	Flange (mm)		
8M-22S-62PB	22	56.02	54.43	66	PB	1.09
8M-25S-62PB	25	63.66	62.06	74	PB	1.55
8M-28S-62PB	28	71.30	69.70	81.5	PB	2.05
8M-30S-62PB	30	76.39	74.79	82.5	PB	2.40
8M-32S-62PB	32	81.49	79.89	87	PB	2.80
8M-34S-62	34	86.58	84.98	96.5	1610	1.18
8M-34S-62PB	34	86.58	84.98	91	PB	3.00
8M-36S-62	36	91.67	90.70	102	1610	1.27
8M-36S-62PB	36	91.67	90.70	97	PB	3.40
8M-38S-62	38	96.77	95.17	107	1610	1.41
8M-38S-62PB	38	96.77	95.17	102	PB	3.80
8M-40S-62	40	101.86	100.26	106	2012	2.06
8M-40S-62PB	40	101.86	100.26	112	PB	4.68
8M-42S-62	42	106.95	112.99	124.5	2012	1.64
8M-42S-62PB	42	106.95	112.99	125	PB	5.27
8M-45S-62	45	114.59	112.99	120	2012	3.00
8M-45S-62PB	45	114.59	112.99	125	PB	5.95
8M-48S-62	48	122.23	120.63	128	2517	2.90
8M-50S-62	50	127.32	125.72	135	2517	3.25
8M-56S-62	56	142.60	141.00	150	2517	3.90
8M-60S-62	60	152.79	151.19	158	2517 or 3020	4.70
8M-63S-62	63	160.43	158.83	170.5	3020	4.50
8M-64S-62	64	162.97	161.37	168	2517	5.60
8M-67S-62	67	170.61	169.01	174.5	3020	5.45
8M-71S-62	71	180.80	179.20	190.5	3020	6.55
8M-75S-62	75	190.99	189.39	-	3020	7.50
8M-80S-62	80	203.72	202.12	-	3020	9.20
8M-90S-62	90	229.18	227.58	-	3020	7.70
8M-112S-62	112	285.21	283.61	-	3020	12.10
8M-140S-62	140	356.51	354.91	-	3525	22.70
8M-168S-62	168	427.81	426.21	-	3525	26.80
8M-192S-62	192	488.92	487.32	-	3525	34.20

NOTE: PB = Pilot Bore.

Maintenance & Energy Saving

POLY CHAIN® GT SPROCKETS

14MGT - 20mm wide						
Pulley Designation	No. of Teeth	Diameters			Bush No.	Weight (kg)
		Pitch (mm)	Outside (mm)	Flange (mm)		
14M-28S-20	28	124.78	121.98	128	2012	1.66
14M-29S-20	29	129.23	126.44	146	2012	1.95
14M-30S-20	30	133.69	130.89	138	2012	2.20
14M-31S-20	31	138.15	135.36	155	2012	2.41
14M-32S-20	32	142.60	139.80	154	2012	3.20
14M-33S-20	33	147.06	144.27	164	2012	2.86
14M-34S-20	34	151.52	148.72	160	2517	3.00
14M-35S-20	35	155.97	153.19	173	2012	3.32
14M-36S-20	36	160.43	157.63	168	2517	3.60
14M-38S-20	38	169.34	166.54	183	2517	4.00
14M-40S-20	40	178.25	175.45	188	2517	4.70
14M-44S-20	44	196.08	193.28	211	3020	5.60
14M-45S-20	45	200.54	197.74	213	3020	6.82
14M-48S-20	48	213.90	211.11	226	3020	6.80
14M-50S-20	50	222.82	220.02	240	3020	7.70
14M-53S-20	53	236.19	233.4	246	3020	10.95
14M-56S-20	56	249.55	246.76	256	3020	7.70
14M-60S-20	60	267.38	264.58	-	3020	8.50
14M-64S-20	64	285.21	282.41	-	3020	10.20
14M-72S-20	72	320.86	318.06	-	3020	11.50
14M-80S-20	80	356.51	353.71	-	3020	13.50
14M-90S-20	90	401.07	398.27	-	3020	14.20
14M-112S-20	112	499.11	496.31	-	3020	18.10
14M-140S-20	140	623.89	621.09	-	3020	22.90
14M-224S-20	224	998.22	995.43	-	4030	91.41



Maintenance & Energy Saving

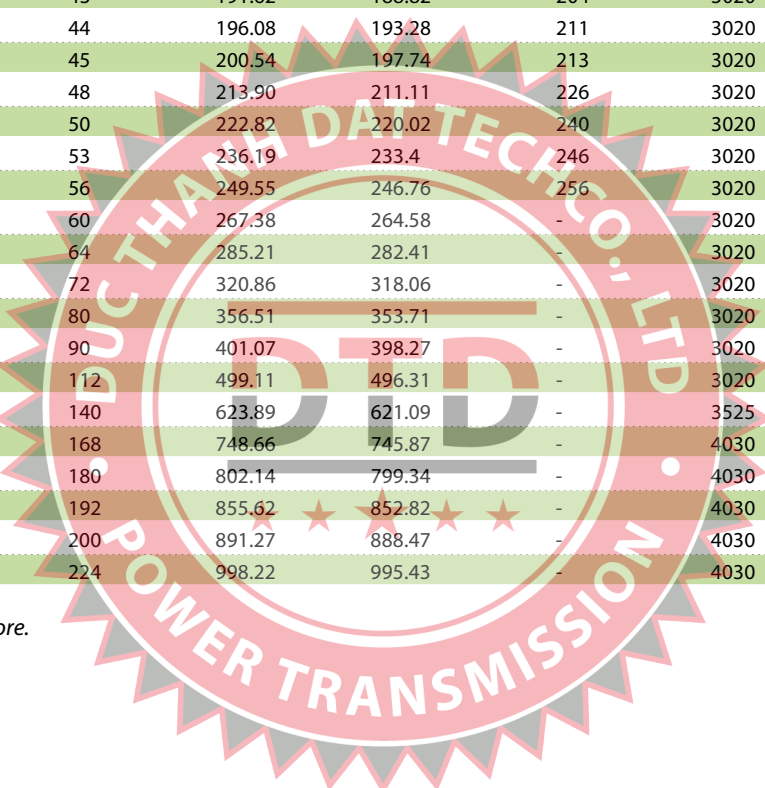
POLY CHAIN® GT SPROCKETS

14MGT - 37mm wide

Pulley Designation	No. of Teeth	Diameters			Bush No.	Weight (kg)
		Pitch (mm)	Outside (mm)	Flange (mm)		
14M-28S-37	28	124.78	121.98	128	2012	2.20
14M-28S-37PB	28	124.78	121.98	137	PB	5.32
14M-30S-37	30	133.69	130.89	138	2517	2.50
14M-32S-37	32	142.60	139.80	154	2517	3.00
14M-34S-37	34	151.52	148.72	160	2517	3.80
14M-36S-37	36	160.43	157.63	168	2517	4.30
14M-38S-37	38	169.34	166.54	183	2517 or 3020	5.10
14M-39S-37	39	173.8	170.99	191	3020	5.14
14M-40S-37	40	178.25	175.45	188	3020	6.00
14M-43S-37	43	191.62	188.82	204	3020	7.09
14M-44S-37	44	196.08	193.28	211	3020	7.00
14M-45S-37	45	200.54	197.74	213	3020	8.18
14M-48S-37	48	213.90	211.11	226	3020	9.00
14M-50S-37	50	222.82	220.02	240	3020	10.00
14M-53S-37	53	236.19	233.4	246	3020	12.86
14M-56S-37	56	249.55	246.76	256	3020	9.20
14M-60S-37	60	267.38	264.58	-	3020	10.20
14M-64S-37	64	285.21	282.41	-	3020	12.20
14M-72S-37	72	320.86	318.06	-	3020	13.40
14M-80S-37	80	356.51	353.71	-	3020	16.10
14M-90S-37	90	401.07	398.27	-	3020	17.20
14M-112S-37	112	499.11	496.31	-	3020	23.00
14M-140S-37	140	623.89	621.09	-	3525	41.00
14M-168S-37	168	748.66	745.87	-	4030	51.50
14M-180S-37	180	802.14	799.34	-	4030	87.00
14M-192S-37	192	855.62	852.82	-	4030	60.00
14M-200S-37	200	891.27	888.47	-	4030	102.23
14M-224S-37	224	998.22	995.43	-	4030	121.68

NOTE: PB = Pilot Bore.

Maintenance & Energy Saving



POLY CHAIN® GT SPROCKETS

14MGT - 68mm wide						
Pulley Designation	No. of Teeth	Diameters			Bush No.	Weight (kg)
		Pitch (mm)	Outside (mm)	Flange (mm)		
14M-28S-68PB	28	124.78	121.98	137	PB	7.90
14M-29S-68PB	29	129.23	126.44	146	PB	8.68
14M-30S-68PB	30	133.69	130.89	146	PB	9.23
14M-31S-68PB	31	138.15	135.36	155	PB	9.95
14M-32S-68PB	32	142.60	139.80	155	PB	10.54
14M-33S-68PB	33	147.06	144.27	164	PB	11.77
14M-34S-68PB	34	151.52	148.72	160	PB	10.50
14M-35S-68	35	155.97	153.19	173	3020	4.68
14M-36S-68	36	160.43	157.63	173	3020	5.32
14M-36S-68PB	36	160.43	157.63	168	PB	11.70
14M-37S-68	37	164.88	162.1	182	3020	5.59
14M-38S-68	38	169.34	166.54	182	3020	6.27
14M-38S-68PB	38	169.34	166.54	183	PB	13.40
14M-39S-68	39	173.8	170.99	191	3020	6.64
14M-40S-68	40	178.25	175.45	191	3020	7.36
14M-40S-68PB	40	178.25	175.45	188	PB	15.40
14M-43S-68	43	191.62	188.82	204	3020	8.36
14M-44S-68	44	196.08	193.28	211	3020	9.20
14M-45S-68	45	200.54	197.74	213	3020	9.95
14M-48S-68	48	213.90	211.11	226	3020	11.30
14M-50S-68	50	222.82	220.02	240	3525	15.50
14M-56S-68	56	249.55	246.76	256	3525	16.80
14M-60S-68	60	267.38	264.58	-	3525	20.40
14M-64S-68	64	285.21	282.41	-	3525	23.60
14M-72S-68	72	320.86	318.06	-	3525	20.30
14M-80S-68	80	356.51	353.71	-	3525	21.30
14M-90S-68	90	401.07	398.27	-	3525 or 4030	24.40
14M-112S-68	112	499.11	496.31	-	3525 or 4030	32.70
14M-140S-68	140	623.89	621.09	-	3525 or 4030	55.00
14M-168S-68	168	748.66	745.87	-	3525 or 4535	71.00
14M-180S-68	180	802.14	799.34	-	4535	131.18
14M-192S-68	192	855.62	852.82	-	4030	80.50
14M-200S-68	200	891.27	888.47	-	4535	150.86
14M-224S-68	224	998.22	995.43	-	5040	183.77

NOTE: PB = Pilot Bore.

Maintenance &
Energy Saving

POLY CHAIN® GT SPROCKETS

14MGT - 90mm wide

Pulley Designation	No. of Teeth	Diameters			Bush No.	Weight (kg)
		Pitch (mm)	Outside (mm)	Flange (mm)		
14M-28S-90PB	28	124.78	121.98	137	PB	9.27
14M-29S-90PB	29	129.23	126.44	146	PB	10.00
14M-30S-90PB	30	133.69	130.89	146	PB	10.73
14M-31S-90PB	31	138.15	135.36	155	PB	11.59
14M-32S-90PB	32	142.60	139.80	155	PB	12.32
14M-33S-90PB	33	147.06	144.27	164	PB	13.73
14M-34S-90PB	34	151.52	148.72	164	PB	14.50
14M-35S-90	35	155.97	153.12	173	3020	5.50
14M-35S-90PB	35	155.97	153.12	173	PB	15.72
14M-36S-90	36	160.43	157.63	173	3020	6.32
14M-36S-90PB	36	160.43	157.63	168	PB	14.50
14M-37S-90	37	164.88	162.13	182	3020	6.45
14M-37S-90PB	37	164.88	162.13	182	PB	17.73
14M-38S-90	38	169.34	166.54	182	3020	7.32
14M-38S-90PB	38	169.34	166.54	183	PB	17.50
14M-39S-90	39	173.80	170.99	191	3020	7.64
14M-39S-90PB	39	173.80	170.99	191	PB	19.82
14M-40S-90	40	178.25	175.45	191	3020	8.54
14M-40S-90PB	40	178.25	175.45	188	PB	19.10
14M-44S-90PB	44	196.08	193.28	211	PB	23.90
14M-48S-90	48	213.90	211.11	226	3525	12.70
14M-50S-90	50	222.82	220.02	240	3525	14.50
14M-56S-90	56	249.55	246.76	256	3525 or 4030	19.00
14M-60S-90	60	267.38	264.58	-	3525	22.50
14M-63S-90	63	280.75	277.95	294	4030	26.95
14M-64S-90	64	285.21	282.41	-	3525	24.00
14M-67S-90	67	298.57	295.78	317.5	4030	32.41
14M-71S-90	71	316.40	313.61	332	4030	37.09
14M-72S-90	72	320.86	318.06	-	3525	22.60
14M-75S-90	75	334.23	331.42	349	4030	43.59
14M-80S-90	80	356.51	353.71	-	4030	27.00
14M-90S-90	90	401.07	398.27	-	4030	34.10
14M-112S-90	112	499.11	496.31	-	4535	46.00
14M-140S-90	140	623.89	621.09	-	4535 or 5040	61.00
14M-168S-90	168	748.66	745.87	-	5040 or 6050	90.00
14M-180S-90	180	802.14	799.34	-	6050	195.18
14M-192S-90	192	855.62	852.82	-	5040	108.50
14M-200S-90	200	891.27	888.47	-	6050	224.09
14M-224S-90	224	998.22	995.43	-	6050	255.73

NOTE: PB = Pilot Bore.

Maintenance & Energy Saving

POLY CHAIN® GT SPROCKETS

14MGT - 125mm wide						
Pulley Designation	No. of Teeth	Diameters			Bush No.	Weight (kg)
		Pitch (mm)	Outside (mm)	Flange (mm)		
14M-28S-125PB	28	124.78	121.98	137.0	PB	11.27
14M-29S-125PB	29	129.23	126.44	146.5	PB	12.36
14M-30S-125PB	30	133.69	130.89	146.5	PB	13.27
14M-31S-125PB	31	138.15	135.36	155	PB	14.36
14M-32S-125PB	32	142.60	139.80	155	PB	15.36
14M-33S-125PB	33	147.06	144.27	164.5	PB	16.95
14M-34S-125PB	34	151.52	148.72	164.5	PB	18.00
14M-35S-125PB	35	155.97	153.12	173	PB	19.50
14M-36S-125PB	36	160.43	157.63	173	PB	20.59
14M-37S-125PB	37	164.88	162.13	182	PB	22.05
14M-38S-125PB	38	169.34	166.54	183	PB	20.30
14M-39S-125PB	39	173.80	170.99	171	PB	24.68
14M-40S-125PB	40	178.25	175.45	188	PB	23.00
14M-43S-125PB	43	191.62	188.82	204	PB	31.00
14M-44S-125PB	44	196.08	193.28	211	PB	28.80
14M-45S-125PB	45	200.54	197.74	213	PB	34.09
14M-48S-125PB	48	213.90	211.11	226	PB	34.60
14M-50S-125	50	222.82	220.02	240	3525 or 4535	16.80
14M-53S-125	53	236.19	233.4	246	4535	20.91
14M-56S-125	56	249.55	246.76	256	3525 or 4535	21.60
14M-60S-125	60	267.38	264.58	-	4030 or 4535	25.60
14M-63S-125	63	280.75	277.95	294	4535	33.09
14M-64S-125	64	285.21	282.41	-	4030	29.70
14M-67S-125	67	298.57	295.78	317.5	4535	40.09
14M-71S-125	71	316.40	313.61	332	5040	46.82
14M-72S-125	72	320.86	318.06	-	4030	30.00
14M-75S-125	75	334.23	331.42	349	5040	53.18
14M-80S-125	80	356.51	353.71	-	4030 or 5040	33.40
14M-90S-125	90	401.07	398.27	-	4030 or 5040	39.40
14M-112S-125	112	499.11	496.31	-	4535 or 6050	56.00
14M-140S-125	140	623.89	621.09	-	4535 or 6050	73.00
14M-168S-125	168	748.66	745.87	-	5040 or 7060	101.00
14M-180S-125	180	802.14	799.34	-	7060	257.73
14M-192S-125	192	855.62	852.82	-	5040	121.50
14M-200S-125	200	891.27	888.47	-	7060	294.54
14M-224S-125	224	998.22	995.43	-	7060	342.27

NOTE: PB = Pilot Bore.

Maintenance &
Energy Saving

POLY CHAIN® GT SPROCKETS – Stainless Steel

Synchronous belt sprockets



Maintenance & Energy Saving

Stainless steel Poly Chain® GT sprockets are ideal for the food and beverage market or where non-corrosive sprockets are needed to prevent rust and allow for washdown.

The Poly Chain® GT sprockets operate with our Poly Chain® GT Carbon™ belts and all previous generations.

Identification

Engraved or cast three part numbers on side of sprocket indicating pitch code, number of teeth and width.

Advantages

- Cost effective alternative to stainless steel roller chain drives.
- Taper-Lock® bushings save shaft space allowing load to be closer to bearing.
- Can be used with rim speeds up to 40m/s.
- Drive can be washed down with water.



Stainless Steel Sprocket ordering code is composed as follows:

SS8M-28S-12	
SS	- Stainless Steel
8M	- Pitch
28	- No of Teeth
S	- Sprocket
12	- To suit belt width (mm)

NOTE:

SS Taper Locks are available. Please contact Gates Customer Service for availability.

8MGT - 12mm wide

Pulley Designation	No. of Teeth	Diameters			Bush No.	Weight (kg)
		Pitch (mm)	Outside (mm)	Flange (mm)		
SS8M-28S-12PB	28	71.3	69.70	81.53	PB	0.64
SS8M-28S-12	28	71.3	69.70	81.53	1108	0.41
SS8M-29S-12PB	29	73.85	72.24	78.49	PB	0.68
SS8M-29S-12	29	73.85	72.24	78.49	1108	0.41
SS8M-30S-12PB	30	76.39	74.79	86.61	PB	0.73
SS8M-30S-12	30	76.39	74.79	86.61	1108	0.45
SS8M-32S-12PB	32	81.49	79.89	91.69	PB	0.77
SS8M-32S-12	32	81.49	79.89	91.69	1210	0.55
SS8M-34S-12PB	34	86.58	84.98	96.77	PB	0.82
SS8M-34S-12	34	86.58	84.98	96.77	1610	0.59
SS8M-36S-12	36	91.67	90.70	101.85	1610	0.64
SS8M-38S-12	38	96.77	95.17	106.93	1610	0.73
SS8M-40S-12	40	101.86	100.26	112.01	2012	0.86
SS8M-42S-12	42	106.95	105.36	124.71	2012	1.05
SS8M-45S-12	45	114.59	112.99	124.71	2012	1.14
SS8M-48S-12	48	122.23	120.63	132.33	2012	1.23
SS8M-50S-12	50	127.32	125.72	137.41	2012	1.41
SS8M-53S-12	53	134.96	133.37	139.7	2012	1.68
SS8M-56S-12	56	142.6	141.00	152.65	2012	1.91
SS8M-60S-12	60	152.79	151.19	162.81	2012	2.23

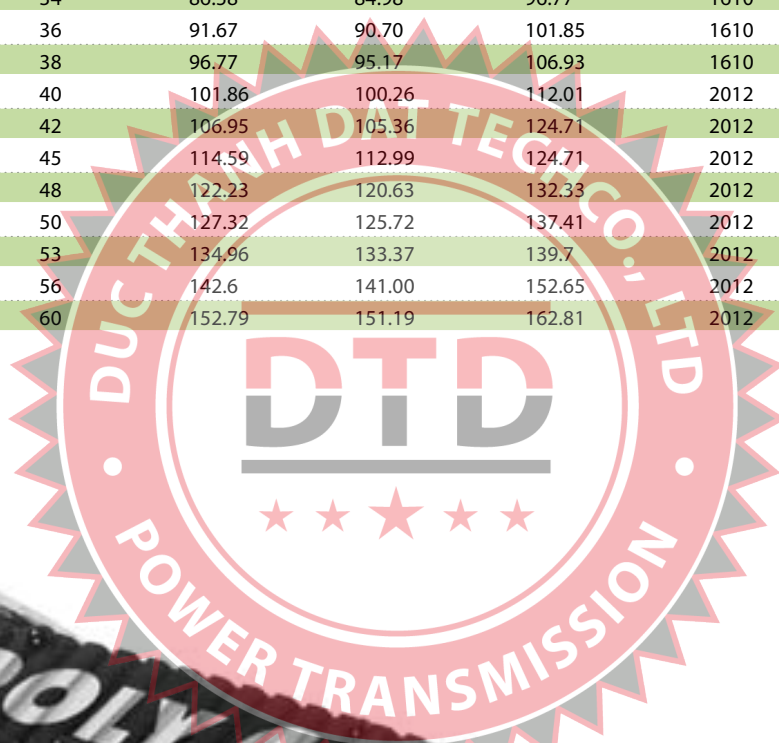
NOTE: PB = Pilot Bore.

POLY CHAIN® GT SPROCKETS - SS

8MGT - 21mm wide

Pulley Designation	No. of Teeth	Diameters			Bush No.	Weight (kg)
		Pitch (mm)	Outside (mm)	Flange (mm)		
SS8M-28S-21PB	28	71.3	69.70	81.53	PB	0.82
SS8M-28S-21	28	71.3	69.70	81.53	1108	0.95
SS8M-29S-21PB	29	73.85	72.24	78.49	PB	0.91
SS8M-29S-21	29	73.85	72.24	78.49	1108	1.05
SS8M-30S-21PB	30	76.39	74.79	86.61	PB	1.00
SS8M-30S-21	30	76.39	74.79	86.61	1108	0.86
SS8M-32S-21PB	32	81.49	79.89	91.69	PB	1.14
SS8M-32S-21	32	81.49	79.89	91.69	1210	1.14
SS8M-34S-21PB	34	86.58	84.98	96.77	PB	1.23
SS8M-34S-21	34	86.58	84.98	96.77	1610	1.36
SS8M-36S-21	36	91.67	90.70	101.85	1610	0.95
SS8M-38S-21	38	96.77	95.17	106.93	1610	1.05
SS8M-40S-21	40	101.86	100.26	112.01	2012	1.05
SS8M-42S-21	42	106.95	105.36	124.71	2012	1.14
SS8M-45S-21	45	114.59	112.99	124.71	2012	1.36
SS8M-48S-21	48	122.23	120.63	132.33	2012	1.55
SS8M-50S-21	50	127.32	125.72	137.41	2012	1.77
SS8M-53S-21	53	134.96	133.37	139.7	2012	2.00
SS8M-56S-21	56	142.6	141.00	152.65	2012	2.18
SS8M-60S-21	60	152.79	151.19	162.81	2012	3.50

NOTE: PB = Pilot Bore.



GATES VALUE POINT: POLY CHAIN GT CARBON WITH SS SPROCKETS

Poly Chain® GT Carbon™ belt drive systems utilizing stainless steel sprockets are the ideal solution for washdown, high moisture and corrosive applications.

Maintenance & Energy Saving

STAINLESS STEEL TAPER-LOCK® Bushings



Maintenance &
Energy Saving

Stainless steel bushings are ideal for the food and beverage market or where non-corrosive sprockets are needed to prevent rust. Perfect for drives which are exposed to high moisture or wash down environments.

SS Taper-Lock - Metric Sizes

Designation	Bore (mm)	Weight (kg)	Designation	Bore (mm)	Weight (kg)
SS 1108 16MM	16	0.14	SS 1610 30MM	30	0.29
SS 1108 19MM	19	0.12	SS 1610 32MM	32	0.27
SS 1108 20MM	20	0.12	SS 1610 35MM	35	0.25
SS 1108 22MM	22	0.11	SS 1610 38MM	38	0.21
SS 1108 24MM	24	0.10	SS 2012 20MM	20	0.70
SS 1108 25MM	25	0.09	SS 2012 22MM	22	0.69
SS 1210 16MM	16	0.25	SS 2012 24MM	24	0.67
SS 1210 20MM	20	0.23	SS 2012 25MM	25	0.66
SS 1210 24MM	24	0.20	SS 2012 28MM	28	0.61
SS 1210 25MM	25	0.20	SS 2012 30MM	30	0.61
SS 1210 28MM	28	0.18	SS 2012 32MM	32	0.59
SS 1210 30MM	30	0.16	SS 2012 35MM	35	0.56
SS 1610 20MM	20	0.35	SS 2012 38MM	38	0.53
SS 1610 24MM	24	0.33	SS 2012 40MM	40	0.49
SS 1610 25MM	25	0.32	SS 2012 42MM	42	0.47
SS 1610 28MM	28	0.30	SS 2012 45MM	45	0.43

Features

- Bushings are made to precise tolerances.
- Popular bore sizes are available.
- Stainless steel bushings are corrosion resistant, preventing rust build up and increasing product life.

NOTE:

Other metric & Imperial Bore Sizes available upon request, please contact Gates Customer Service.

POLY CHAIN® GT SINGLE-DOUBLE SPROCKETS Synchronous belt sprockets

Poly Chain® GT Single-double sprockets are ideal for applications requiring multiple sprockets on a single shaft.

The Poly Chain® GT sprockets operate with our Poly Chain® GT Carbon™ belts and all previous generations.



NOTE:

Poly Chain GT Single-Double sprockets are made to order. Please contact Gates Customer Service with requests.

Identification

Engraved or cast three part numbers on side of sprocket indicating pitch code, number of teeth and width.

Advantages

- Taper-Lock® bushings save shaft space allowing load to be closer to bearing.
- Can be used with rim speeds up to 40m/s.
- Stainless Steel versions allow for washing down of drives.

Single-Double Sprocket ordering code is composed as follows:

SS8M-32S-12-21-SD	
SS	- Stainless Steel (optional)
8M	- Pitch
32	- No of Teeth
S	- Sprocket
12	- To suit belt width (mm) - inside
21	- To suit belt width (mm) - outside
SD	- Single Double

Taper-Lock® is a registered trademark of Reliance Electric

POLY CHAIN® GT SINGLE-DOUBLE SPROCKETS

For Belts 12mm & 12mm						
Pulley Designation	No. of Teeth	Diameters			Bush No.	Weight (kg)
		Pitch (mm)	Outside (mm)	Flange (mm)		
SS8M-32S-12-12-SD	32	81.49	80.16	91.69	1210	0.80
SS8M-34S-12-12-SD	34	86.58	85.24	96.77	1610	0.93
SS8M-36S-12-12-SD	36	91.67	90.35	101.85	1610	1.07
8M-32S-12-12-SD	32	81.49	80.16	91.69	1210	0.68
8M-34S-12-12-SD	34	86.58	85.24	96.77	1610	0.82
8M-36S-12-12-SD	36	91.67	90.35	101.85	1610	0.95

For Belts 12mm & 21mm						
Pulley Designation	No. of Teeth	Diameters			Bush No.	Weight (kg)
		Pitch (mm)	Outside (mm)	Flange (mm)		
SS8M-32S-12-21-SD	32	81.49	80.16	91.69	1210	0.84
SS8M-34S-12-21-SD	34	86.58	85.24	96.77	1610	0.98
SS8M-36S-12-21-SD	36	91.67	90.35	101.85	1610	1.11
8M-32S-12-21-SD	32	81.49	80.16	91.69	1210	0.73
8M-34S-12-21-SD	34	86.58	85.24	96.77	1610	0.86
8M-36S-12-21-SD	36	91.67	90.35	101.85	1610	1.00

For Belts 21mm & 12mm						
Pulley Designation	No. of Teeth	Diameters			Bush No.	Weight (kg)
		Pitch (mm)	Outside (mm)	Flange (mm)		
SS8M-32S-21-12-SD	32	81.49	80.16	91.69	1210	0.84
SS8M-34S-21-12-SD	34	86.58	85.24	96.77	1610	0.98
SS8M-36S-21-12-SD	36	91.67	90.35	101.85	1610	1.11
8M-32S-21-12-SD	32	81.49	80.16	91.69	1210	0.73
8M-34S-21-12-SD	34	86.58	85.24	96.77	1610	0.86
8M-36S-21-12-SD	36	91.67	90.35	101.85	1610	1.00

For Belts 21mm & 21mm						
Pulley Designation	No. of Teeth	Diameters			Bush No.	Weight (kg)
		Pitch (mm)	Outside (mm)	Flange (mm)		
SS8M-32S-21-21-SD	32	81.49	80.16	91.69	1210	0.91
SS8M-34S-21-21-SD	34	86.58	85.24	96.77	1610	1.05
SS8M-36S-21-21-SD	36	91.67	90.35	101.85	1610	1.18
8M-32S-21-21-SD	32	81.49	80.16	91.69	1210	0.80
8M-34S-21-21-SD	34	86.58	85.24	96.77	1610	0.93
8M-36S-21-21-SD	36	91.67	90.35	101.85	1610	1.07

Maintenance & Energy Saving

MADE-TO-ORDER METAL PRODUCTS

Custom sprockets and pulleys



Maintenance & Energy Saving

“If you can design it, we can do it”

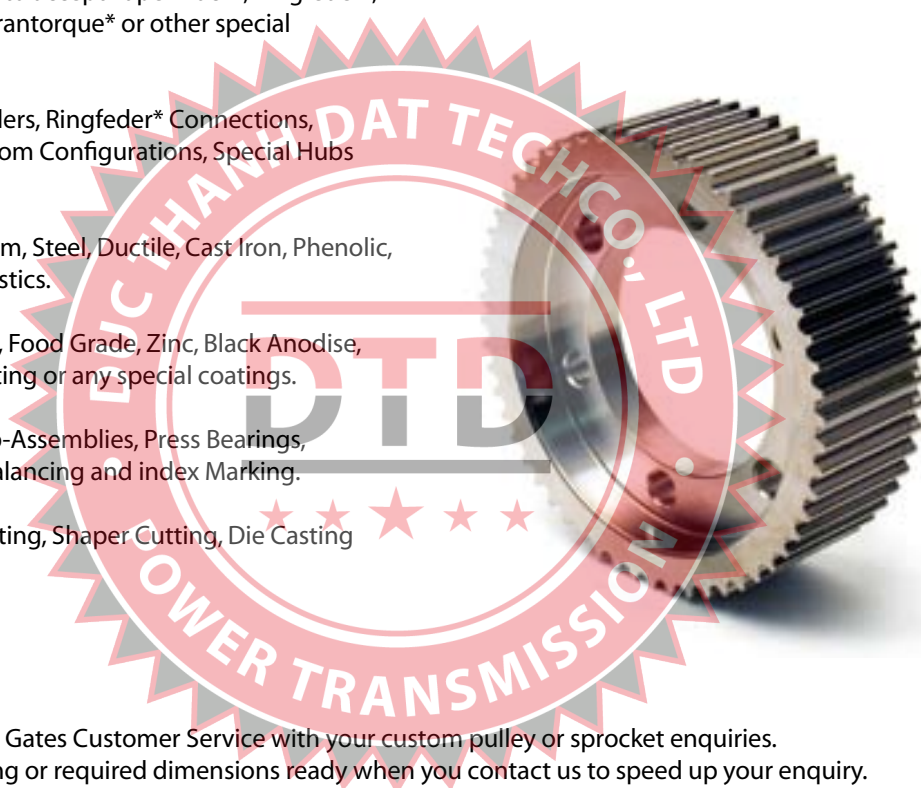
When standard products won't work, we can make it for you. We specialise in providing prototype and production sprockets to meet your design expectations:

- All Gates Synchronous Profiles and Pitches, Plain or Profiled Idlers.
- Bores – Plain, Straight, Tapered, Splined or any special bore. Manufactured to accept Taper-Lock*, Ringfeder*, QD, Torque Tamer, Trantorque* or other special bushings.
- Styles – Bar Stock, Idlers, Ringfeder* Connections, Torque Tamers, Custom Configurations, Special Hubs and more.
- Materials – Aluminium, Steel, Ductile, Cast Iron, Phenolic, Stainless Steel or Plastics.
- Finishes – Hard Coat, Food Grade, Zinc, Black Anodise, Painted, Custom Plating or any special coatings.
- Other Services – Sub-Assemblies, Press Bearings, Sprocket/Bushing Balancing and index Marking.
- Processes – Hob Cutting, Shaper Cutting, Die Casting and Moulding.

- Sprockets for all synchronous pitches and profiles, V-pulleys, Micro-V Pulleys, Polyflex Pulleys available on request.

* Ringfeder is a registered trademark of Ringfeder Corporation.

* Trantorque is a registered trademark of BTL, a subsidiary of Fenner PLC.



* Note: Please contact Gates Customer Service with your custom pulley or sprocket enquiries. Please have a drawing or required dimensions ready when you contact us to speed up your enquiry.

Taper-Lock® is a registered trademark of Reliance Electric



PREDATOR®

Designed for the most aggressive applications & environments



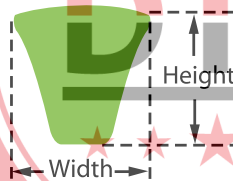
Gates Predator® V-belts are the market's leading V-belts. They are unique and unrivaled in their extreme robustness and high load carrying capability. They are excellent problem solvers that perform well in harsh environments and in extremely demanding applications where standard V-belts have performance issues.

The Predator® difference is in the construction: having the highest power density of any V-belt and half the stretch of standard Gates belts because of the use of high strength, high modulus aramid tensile cords.

Identification

Durable silver marking indicating type and dimensions.

Sections & nominal dimensions:		
	Width (mm)	Height (mm)
5VP / SPB-P	17	13
SPC-P	22	18
8VP	26	23
AP	13	8
BP	17	11
CP	22	14



Construction

- Aramid tensile cords provide extraordinary strength, durability and virtually zero stretch.
- Double fabric cover offers extreme abrasion and wear resistance.
- Specially treated extra tough cover withstands slip and shear forces at peak loads without generating excessive heat and resists penetration by foreign materials.
- Chloroprene rubber compounds provide superb oil and heat resistance.

Advantages

- At least 40% higher power ratings than standard construction V-belts.
- No need for constant belt re-tensioning.
- Less maintenance, less downtime.
- Excellent problem solver.
- Long belt life reducing replacement and maintenance costs.



Predator® ordering code is composed as follows:

SPB2120P	
SPB	- Section
2120	- Datum Length (mm)
P	- Predator®
5VP800	
5V	- Section
P	- Predator
800	- Effective Length (1/10 inch)
AP50	
A	- A Section
P	- Predator
50	- Inside Length (inch)

Maintenance & Energy Saving

PREDATOR® CASE STUDY

Cone Crusher Application



Maintenance & Energy Saving

INDUSTRY: QUARRY

MARKET APPLICATION: CONE CRUSHER.

Existing Drive Description:

Power = 150 kW @ 990rpm x 2 motors
Original Belts = 12 x 8V1600
Driver Pulley = 6/8V570
Driven Pulley = 12/8V625

Problem:

- Major Australian Quarry was experiencing problems with their current drive system. The belts and pulleys were badly worn and the drive required full replacement.

Solution Drive Description:

- A Gates engineer inspected the 8V belt drive and recommended a cost effective alternative as 8V Pulleys are rare and not always readily available.
- An SPCP Predator belt drive was designed to use standard and readily available pulleys. Standard SPC belts would require costly non-standard pulleys.

New Belts = 8 x SPC4000P Predator Belts

Driver Pulleys = 4/SPC560

Driven Pulley = 8/SPC630

Belt Drive Capacity

6 x 8V1400 Standard = 412kW

4 x SPC4000P Predator = 430kW



Original 8V Drive



New SPCP Predator Drive

Benefits of Gates Predator® Drive:

- Since the Predator belts have been installed the drive has run for 12 months untouched..
- Due to the Kevlar cords inside the Predator belt, shock loads are easily dealt with and tension is maintained to provide constant crushing.
- The Predator drive now weighs less (102kg Vs 206kg) and is 40% narrower (213mm vs 355mm). This reduction of weight and overhung load, reduces wear on expensive components such as bearings and shafts
- **The narrower pulleys and a decreased number of belts have saved the Quarry over \$8000 on installation costs for this new Predator belt drive. This doesn't even include reduced downtime and maintenance costs!**

PREDATOR®

5VP		
Width 17mm	Height 13mm	
Belt Ref. (RMA)	Effective Length (mm)	Weight (kg)
5VP800	2030	0.57
5VP850	2160	0.62
5VP900	2285	0.63
5VP950	2415	0.68
5VP1000	2540	0.71
5VP1060	2690	0.78
5VP1120	2845	0.81
5VP1180	2995	0.85
5VP1250	3175	0.91
5VP1320	3355	0.96
5VP1400	3555	1.02
5VP1500	3810	1.09
5VP1600	4065	1.17
5VP1700	4320	1.25
5VP1800	4570	1.31
5VP1900	4825	1.40
5VP2000	5080	1.48
5VP2120	5385	1.57
5VP2240	5690	1.67
5VP2360	5995	1.77
5VP2500	6350	1.85
5VP2650	6730	1.96
5VP2800	7110	2.08
5VP3000	7620	2.22
5VP3150	8000	2.35
5VP3350	8510	2.50
5VP3550	9015	2.63

8VP		
Width 26mm	Height 23mm	
Belt Ref. (RMA)	Effective Length (mm)	Weight (kg)
8VP1600	4065	2.88
8VP1700	4320	3.07
8VP1800	4570	3.30
8VP1900	4825	3.48
8VP2000	5080	3.64
8VP2120	5385	3.86
8VP2240	5690	4.09
8VP2360	5995	4.28
8VP2500	6350	4.55
8VP2650	6730	4.81
8VP2800	7110	5.15
8VP3000	7620	5.49
8VP3150	8000	5.80
8VP3350	8510	6.17
8VP3550	9015	6.51

SPBP		
Width 17mm	Height 13mm	
Belt Ref. (ISO)	Datum Length (mm)	Weight (kg)
SPB1260P	1260	0.27
SPB1500P	1500	0.35
SPB1600P	1600	0.37
SPB1700P	1700	0.39
SPB1800P	1800	0.42
SPB1900P	1900	0.45
SPB2000P	2000	0.45
SPB2120P	2120	0.45
SPB2240P	2240	0.48
SPB2360P	2360	0.50
SPB2500P	2500	0.58
SPB2650P	2650	0.60
SPB2800P	2800	0.61
SPB3000P	3000	0.65
SPB3150P	3150	0.74
SPB3350P	3350	0.80
SPB3550P	3550	0.86
SPB3750P	3750	0.91
SPB4000P	4000	0.96
SPB4250P	4250	1.01
SPB4500P	4500	1.12
SPB4750P	4750	1.17
SPB5000P	5000	1.23
SPB5300P	5300	1.29
SPB5600P	5600	1.35
SPB6000P	6000	1.45
SPB6300P	6300	1.51
SPB6700P	6700	1.60
SPB7100P	7100	1.68
SPB7500P	7500	1.70
SPB8000P	8000	1.72

SPCP		
Width 22mm	Height 18mm	
Belt Ref. (ISO)	Datum Length (mm)	Weight (kg)
SPC2000P	2000	0.68
SPC2120P	2120	0.74
SPC2240P	2240	0.78
SPC2360P	2360	0.81
SPC2500P	2500	0.86
SPC2650P	2650	0.94
SPC2800P	2800	0.98
SPC3000P	3000	1.10
SPC3150P	3150	1.26
SPC3350P	3350	1.35
SPC3550P	3550	1.43
SPC3750P	3750	1.50
SPC4000P	4000	1.61
SPC4250P	4250	1.71
SPC4500P	4500	1.91
SPC4750P	4750	1.96
SPC5000P	5000	2.01
SPC5300P	5300	2.13
SPC5600P	5600	2.25
SPC6000P	6000	2.41
SPC6300P	6300	2.53
SPC6700P	6700	3.00
SPC7100P	7100	3.16
SPC7500P	7500	3.32
SPC8000P	8000	3.52
SPC8500P	8500	3.72
SPC9000P	9000	3.92

Maintenance & Energy Saving



Predator Matching System

For more information on Gates Predator Matching System turn to page 141.

PREDATOR®

Maintenance & Energy Saving

AP			
Width 13mm		Height 8mm	
Belt Ref. (RMA)	Datum Length (mm)	Outside Length (mm)	Weight (kg)
AP31	825	840	0.13
AP33	875	890	0.14
AP35	925	940	0.15
AP38	1000	1015	0.16
AP40	1055	1065	0.16
AP42	1105	1120	0.17
AP44	1155	1170	0.17
AP45	1180	1195	0.18
AP46	1205	1220	0.18
AP47	1230	1245	0.19
AP48	1255	1270	0.19
AP50	1310	1320	0.20
AP51	1330	1345	0.20
AP52	1355	1370	0.20
AP53	1385	1395	0.20
AP54	1410	1420	0.20
AP55	1435	1450	0.21
AP56	1460	1475	0.22
AP58	1510	1525	0.23
AP59	1535	1550	0.23
AP60	1560	1575	0.23
AP61	1585	1600	0.24
AP62	1610	1625	0.24
AP63	1635	1650	0.24
AP64	1660	1675	0.24
AP66	1715	1725	0.25
AP68	1765	1780	0.25
AP70	1815	1830	0.25
AP71	1840	1855	0.27
AP85	2195	2210	0.30
AP87	2245	2260	0.30
AP90	2325	2335	0.31
AP91	2350	2360	0.31

BP			
Width 17mm		Height 11mm	
Belt Ref. (RMA)	Datum Length (mm)	Outside Length (mm)	Weight (kg)
BP32	870	890	0.22
BP38	1015	1040	0.26
BP40	1065	1090	0.29
BP42	1120	1145	0.30
BP44	1170	1195	0.30
BP46	1220	1245	0.31
BP48	1270	1295	0.31
BP50	1320	1345	0.32
BP51	1345	1370	0.32
BP52	1370	1395	0.32
BP53	1395	1420	0.33
BP54	1425	1450	0.33
BP55	1450	1475	0.34
BP56	1475	1500	0.34
BP57	1500	1525	0.34
BP58	1525	1550	0.34
BP59	1550	1575	0.35
BP60	1575	1600	0.35
BP61	1600	1625	0.35
BP62	1625	1650	0.35
BP63	1650	1675	0.36
BP64	1675	1700	0.36
BP65	1700	1725	0.36
BP66	1730	1755	0.37
BP68	1780	1805	0.38
BP70	1830	1855	0.42
BP71	1855	1880	0.43
BP75	1955	1980	0.44
BP78	2030	2055	0.45
BP80	2085	2110	0.46
BP81	2110	2135	0.48
BP83	2160	2185	0.48
BP85	2210	2235	0.49
BP90	2335	2360	0.51
BP93	2415	2440	0.55
BP95	2465	2490	0.59
BP97	2515	2540	0.60
BP100	2590	2615	0.60
BP103	2665	2690	0.61
BP105	2720	2745	0.61
BP108	2795	2820	0.62
BP112	2895	2920	0.62
BP120	3100	3125	0.67
BP124	3200	3225	0.74
BP128	3300	3325	0.78
BP136	3505	3530	0.83
BP144	3710	3735	0.87
BP158	4065	4090	0.90
BP173	4445	4470	1.16
BP195	5005	5030	1.20

NOTE:

For multiple Predator belt drives matched belts must be ordered.

PREDATOR®

CP			
Width 22mm		Height 14mm	
Belt Ref. (RMA)	Datum Length (mm)	Outside Length (mm)	Weight (kg)
CP85	2230	2260	0.90
CP90	2360	2390	0.95
CP96	2510	2540	0.97
CP100	2615	2640	1.04
CP105	2740	2770	1.12
CP112	2920	2945	1.17
CP120	3120	3150	1.25
CP128	3325	3355	1.25
CP136	3525	3555	1.36
CP144	3730	3760	1.61
CP158	4085	4115	1.64
CP162	4190	4215	1.67
CP173	4465	4495	1.78
CP180	4645	4675	1.84
CP195	5025	5055	1.98
CP240	6120	6145	2.35




*Conditions Apply

Maintenance & Energy Saving

NOTE:

For multiple Predator belt drives matched belts must be ordered.



PREDATOR® POWERBAND®

Designed for the most aggressive applications & environments



Maintenance & Energy Saving

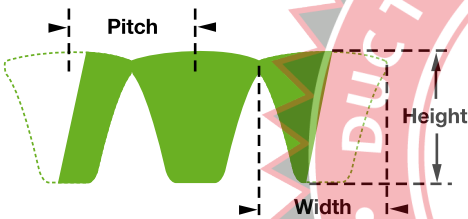
Gates Predator® Powerband® offers a solution for drives where single belts vibrate, turn over or jump off the pulleys. It consists of several V-belts joined together by a permanent, high strength tie band, thus being tougher than all the belts taken separately.

Predator® Powerband® is especially designed for demanding applications and harsh environments, offering a high resistance to vibration.

Predator® Powerband® is available in SPB, SPC, 3V, 5V, and 8V sections. Classical B and C sections are available on request.

Identification

Durable black marking indicating type and dimensions with tan underside.



Sections & nominal dimensions:			
	Pitch (mm)	Width (mm)	Height (mm)
SPBP	19.00	17	13
SPCP	25.50	22	18
3VP	10.30	10	8
5VP	17.50	17	13
8VP	28.60	26	23

Construction

- Tough tie band backing joining the belt.
- Aramid tensile cords provide extraordinary strength, durability and virtually zero stretch.
- Double fabric cover offers extreme abrasion and wear resistance.
- Specially treated extra tough cover withstands slip and shear forces at peak loads without generating excessive heat and resists penetration by foreign materials.
- Chloroprene rubber compounds provide superb oil and heat resistance.

Advantages

- Better resistance to vibrations and eliminates belt roll over.
- High stability and smooth running on the toughest drives.
- Long belt life reducing replacement and maintenance costs.
- At least 40% higher power ratings than standard construction V-belts.
- No need for constant belt re-tensioning.
- Less maintenance, less downtime.
- Excellent problem solver.
- Static Conductive - ISO1813 (SPBP and SPCP Predator Powerbands only)

	Standard number of ribs:			
	2	3	4	5
SPBP	X	X	X	X
SPCP	X	X	X	X
3VP	X	X	X	X
5VP	X	X	X	X
8VP		X	X	X

NOTE:

Belts up to 5 ribs are standard product with no minimum production quantities. Please contact Gates Customer Service for MOQ on higher ribs.



Predator® Powerband® ordering code is composed as follows:

2/SPB2120P	
2	- Number of ribs
SPB	- Section
2120	- Datum Length (mm)
P	- Predator®
2/5VP850	
2	- Number of ribs
5V	- Section
P	- Predator®
850	- Effective Length (1/10 inch)

NOTE:

For multiple Predator belt drives matched belts must be ordered.

PREDATOR® POWERBAND®

SPBP		
Width 17mm	Height 13mm	
Belt Ref. (ISO)	Datum Length (mm)	Weight per Rib (kg)
SPB2120P	2120	0.20
SPB2240P	2240	0.22
SPB2360P	2360	0.23
SPB2500P	2500	0.26
SPB2650P	2650	0.27
SPB2800P	2800	0.28
SPB3000P	3000	0.30
SPB3150P	3150	0.34
SPB3350P	3350	0.36
SPB3550P	3550	0.39
SPB3750P	3750	0.41
SPB4000P	4000	0.44
SPB4250P	4250	0.46
SPB4500P	4500	0.51
SPB4750P	4750	0.53
SPB5000P	5000	0.56
SPB5300P	5300	0.59
SPB5600P	5600	0.61
SPB6000P	6000	0.66
SPB6300P	6300	0.69
SPB6700P	6700	0.73
SPB7100P	7100	0.76
SPB7500P	7500	0.77
SPB8000P	8000	0.78

SPBP Predator belts are available up to 16 strands.

SPCP		
Width 22mm	Height 18mm	
Belt Ref. (ISO)	Datum Length (mm)	Weight per Rib (kg)
SPC3000P	3000	1.10
SPC3150P	3150	1.26
SPC3350P	3350	1.35
SPC3550P	3550	1.43
SPC3750P	3750	1.50
SPC4000P	4000	1.61
SPC4250P	4250	0.47
SPC4500P	4500	1.91
SPC4750P	4750	1.96
SPC5000P	5000	2.01
SPC5300P	5300	2.13
SPC5600P	5600	2.25
SPC6000P	6000	2.41
SPC6300P	6300	2.53
SPC6700P	6700	3.00
SPC7100P	7100	3.16
SPC7500P	7500	3.32
SPC8000P	8000	3.52
SPC8500P	8500	3.72
SPC9000P	9000	3.92
SPC9500P	9500	4.21
SPC10000P	10000	4.43
SPC10600P	10600	4.69
SPC11200P	11200	4.96

SPCP Predator belts are available up to 12 strands.

NOTE:

For multiple Predator belt drives matched belts must be ordered.



Maintenance & Energy Saving

PREDATOR® POWERBAND®

Maintenance & Energy Saving

3VP		
Width 10mm	Height 8mm	
Belt Ref. (RMA)	Effective Length (mm)	Weight per Rib (kg)
3VP450	1145	0.13
3VP475	1205	0.13
3VP500	1270	0.14
3VP530	1345	0.15
3VP560	1420	0.15
3VP600	1525	0.17
3VP630	1600	0.18
3VP670	1700	0.19
3VP710	1805	0.20
3VP750	1905	0.21
3VP800	2030	0.23
3VP850	2160	0.24
3VP900	2285	0.25
3VP950	2415	0.27
3VP1000	2540	0.29
3VP1060	2690	0.30
3VP1120	2845	0.32
3VP1180	2995	0.34
3VP1250	3175	0.36
3VP1320	3355	0.38
3VP1400	3555	0.40

3VP Predator belts are available up to 10 strands.

NOTE:

For multiple Predator belt drives matched belts must be ordered.

5VP		
Width 17mm	Height 13mm	
Belt Ref. (RMA)	Effective Length (mm)	Weight per Rib (kg)
5VP600	1525	0.44
5VP630	1600	0.45
5VP670	1700	0.47
5VP710	1805	0.54
5VP750	1905	0.55
5VP800	2030	0.57
5VP850	2160	0.62
5VP870	2210	0.64
5VP900	2285	0.63
5VP950	2415	0.68
5VP1000	2540	0.71
5VP1060	2690	0.76
5VP1120	2845	0.81
5VP1180	2995	0.85
5VP1250	3175	0.91
5VP1320	3355	0.96
5VP1400	3555	1.02
5VP1500	3810	1.09
5VP1600	4065	1.17
5VP1700	4320	1.25
5VP1800	4570	1.31
5VP1900	4825	1.40
5VP2000	5080	1.48
5VP2030	5155	1.50
5VP2120	5385	1.57
5VP2240	5690	1.67
5VP2360	5995	1.77
5VP2500	6350	1.85
5VP2650	6730	1.96
5VP2800	7110	2.08
5VP3000	7620	2.22
5VP3150	8000	2.35
5VP3350	8510	2.50
5VP3550	9015	2.63

5VP Predator belts are available up to 16 strands.

8VP		
Width 26mm	Height 23mm	
Belt Ref. (RMA)	Effective Length (mm)	Weight per Rib (kg)
8VP1000	2540	1.77
8VP1060	2690	1.89
8VP1120	2845	2.01
8VP1180	2995	2.12
8VP1250	3175	2.27
8VP1320	3355	2.39
8VP1400	3555	2.54
8VP1500	3810	2.73
8VP1600	4065	2.88
8VP1700	4320	3.07
8VP1800	4570	3.30
8VP1900	4825	3.48
8VP2000	5080	3.64
8VP2120	5385	3.86
8VP2240	5690	4.09
8VP2360	5995	4.28
8VP2500	6350	4.55
8VP2650	6730	4.81
8VP2800	7110	5.15
8VP3000	7620	5.49
8VP3150	8000	5.80
8VP3350	8510	6.17
8VP3550	9015	6.51
8VP3750	9525	6.85
8VP4000	10160	7.31
8VP4250	10795	7.76
8VP4500	11430	8.22
8VP4750	12065	8.71
8VP5000	12700	9.17
8VP5600	14225	10.34
8VP6000	15240	11.10

8VP Predator belts are available up to 12 strands.



Predator Matching System

For more information on Gates Predator Matching System turn to page 141.

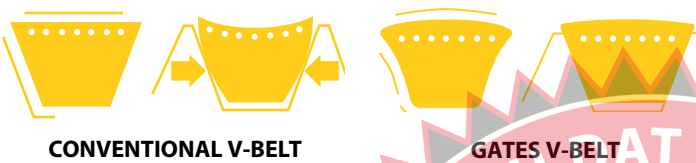
HI-POWER® II

Wrapped V-belt of classical cross-section



The wrapped classical section Hi-Power® II V-belt has a big reputation for reliability on agricultural and industrial applications.

The arched top of the Hi-Power® II belt provides superior strength to prevent “dishing” and distortion of the tensile section. The cords are properly aligned, each of them carrying its full share of the load.



CONVENTIONAL V-BELT

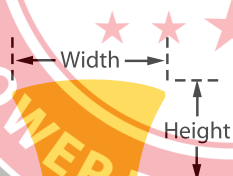
GATES V-BELT

The Flex-Weave® Cover is a patented fabric construction for longer cover life, providing extended protection to the belt core from oil, dirt and heat.

Sections & nominal dimensions:

	Width (mm)	Height (mm)
Z	10	6
A	13	8
B	17	11
C	22	14
D	32	19
E	38	25

	Width (mm)	Height (mm)
Z	10	6
A	13	8
B	17	11
C	22	14
D	32	19
E	38	25



Identification

Durable red marking indicating type and dimensions.

Construction

- Classical cross-section.
- Arched top, concave sidewalls and rounded corners provide uniform tensile loading and uniform pulley sidewall contact for excellent belt service life and reduced pulley wear.
- The Flex Weave® oil and heat resistant cover protects the belt core from the toughest environments.
- The vulcanized “Flex-bonded” tensile cords provide superior resistance to tensile and flexing forces, fatigue and shock loads.
- High-quality rubber compound protects the belt against heat, ozone and sunlight.
- The belt will not catch fire from heat build-up, even with severe slippage.
- Static conductive - ISO 1813 and RMA IP3-3.

Advantages

- Premium performance.
- Reliability and efficiency.
- Excellent performance/cost ratio.
- Long belt life reducing replacement and maintenance costs.
- Match system: all sizes meet Gates UNISET and V80 tolerances, they can be installed without matching.

Hi-Power® II ordering code is composed as follows:

Z19
Z - Section
19 - Inside length (inch)



HI-POWER® II

Z				
Width 10mm			Height 6mm	
Belt Ref. (RMA)	Belt Ref. (ISO)	Datum Length (mm)	Outside Length (mm)	Weight (kg)
Z19	Z505	505	510	0.03
Z22	Z580	580	585	0.04
Z24	Z630	630	635	0.05
Z25	Z655	655	660	0.05
Z28	Z730	730	735	0.06
Z29	Z755	755	760	0.06
Z31	Z805	805	815	0.07
Z36	Z930	930	940	0.08
Z37	Z955	955	965	0.08
Z39	Z1005	1005	1015	0.08
Z42	Z1080	1080	1090	0.09
Z44	Z1140	1140	1145	0.09
Z45	Z1170	1170	1170	0.10
Z46	Z1200	1200	1200	0.10
Z47	Z1220	1220	1220	0.10
Z48	Z1245	1245	1245	0.10
Z49	Z1270	1270	1270	0.10
Z50	Z1295	1295	1295	0.11
Z51	Z1320	1320	1320	0.11
Z52	Z1340	1340	1345	0.12
Z55	Z1420	1420	1420	0.12
Z57	Z1470	1470	1475	0.13
Z59	Z1520	1520	1525	0.13
Z67	Z1720	1720	1725	0.14
Z71	Z1820	1820	1830	0.14
Z75	Z1920	1920	1930	0.15

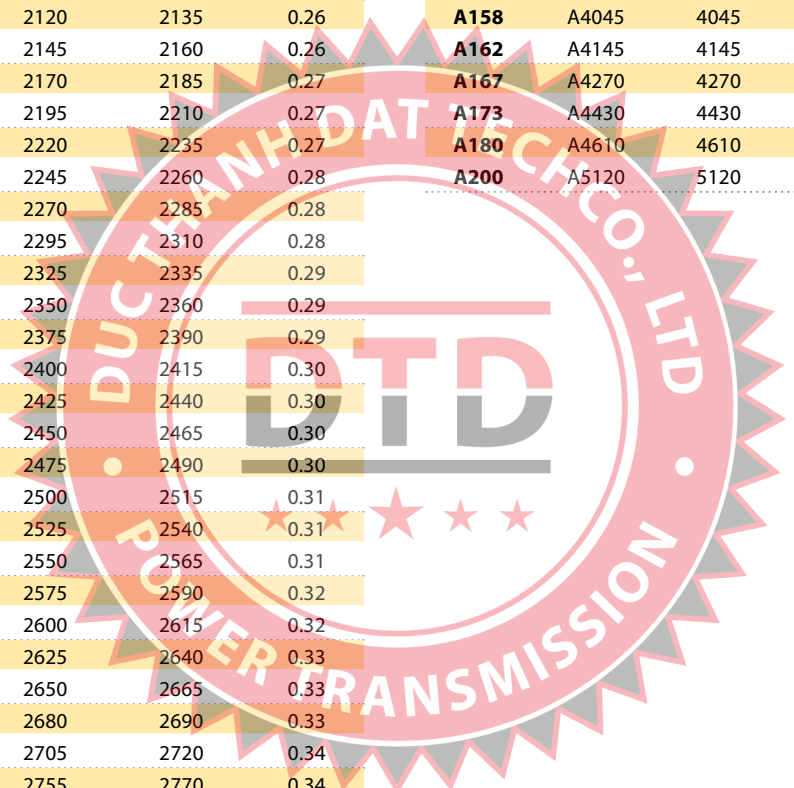
A				
Width 13mm			Height 8mm	
Belt Ref. (RMA)	Belt Ref. (ISO)	Datum Length (mm)	Outside Length (mm)	Weight (kg)
A21	A570	570	585	0.07
A22	A595	595	610	0.07
A23	A620	620	635	0.07
A24	A645	645	660	0.08
A25	A680	680	685	0.08
A26	A705	705	710	0.09
A27	A720	720	735	0.10
A28	A745	745	760	0.10
A29	A770	770	785	0.10
A30	A795	795	815	0.10
A31	A825	825	840	0.11
A32	A850	850	865	0.11
A33	A875	875	890	0.13
A34	A900	900	915	0.13
A35	A925	925	940	0.14
A36	A950	950	965	0.14
A37	A975	975	990	0.14
A38	A1000	1000	1015	0.14
A39	A1025	1025	1040	0.14
A40	A1055	1055	1065	0.15
A41	A1080	1080	1090	0.15
A42	A1105	1105	1120	0.15
A43	A1130	1130	1145	0.15
A44	A1155	1155	1170	0.15
A45	A1180	1180	1195	0.16
A46	A1205	1205	1220	0.16
A47	A1230	1230	1245	0.16
A48	A1255	1255	1270	0.17
A49	A1280	1280	1295	0.17
A50	A1310	1310	1320	0.19
A51	A1330	1330	1345	0.19
A52	A1355	1355	1370	0.20
A53	A1385	1385	1395	0.20
A54	A1410	1410	1420	0.20
A55	A1435	1435	1450	0.20
A56	A1460	1460	1475	0.20
A57	A1485	1485	1500	0.21
A58	A1510	1510	1525	0.21
A59	A1535	1535	1550	0.21
A60	A1560	1560	1575	0.22
A61	A1585	1585	1600	0.22
A62	A1610	1610	1625	0.22
A63	A1635	1635	1650	0.23
A64	A1660	1660	1675	0.23
A65	A1690	1690	1700	0.23
A66	A1715	1715	1725	0.23
A67	A1735	1735	1755	0.23
A68	A1765	1765	1780	0.23
A69	A1790	1790	1805	0.24
A70	A1815	1815	1830	0.24
A71	A1840	1840	1855	0.24
A72	A1865	1865	1880	0.24

HI-POWER® II

A Cont.				
Width 13mm			Height 8mm	
Belt Ref. (RMA)	Belt Ref. (ISO)	Datum Length (mm)	Outside Length (mm)	Weight (kg)
A73	A1890	1890	1905	0.25
A74	A1915	1915	1930	0.25
A75	A1940	1940	1955	0.25
A76	A1965	1965	1980	0.25
A77	A1990	1990	2005	0.25
A78	A2020	2020	2030	0.25
A79	A2040	2040	2055	0.25
A80	A2070	2070	2085	0.25
A81	A2095	2095	2110	0.25
A82	A2120	2120	2135	0.26
A83	A2145	2145	2160	0.26
A84	A2170	2170	2185	0.27
A85	A2195	2195	2210	0.27
A86	A2220	2220	2235	0.27
A87	A2245	2245	2260	0.28
A88	A2270	2270	2285	0.28
A89	A2295	2295	2310	0.28
A90	A2325	2325	2335	0.29
A91	A2350	2350	2360	0.29
A92	A2375	2375	2390	0.29
A93	A2400	2400	2415	0.30
A94	A2425	2425	2440	0.30
A95	A2450	2450	2465	0.30
A96	A2475	2475	2490	0.30
A97	A2500	2500	2515	0.31
A98	A2525	2525	2540	0.31
A99	A2550	2550	2565	0.31
A100	A2575	2575	2590	0.32
A101	A2600	2600	2615	0.32
A102	A2625	2625	2640	0.33
A103	A2650	2650	2665	0.33
A104	A2680	2680	2690	0.33
A105	A2705	2705	2720	0.34
A107	A2755	2755	2770	0.34
A108	A2780	2780	2795	0.35
A110	A2830	2830	2845	0.35
A112	A2880	2880	2895	0.35
A113	A2905	2905	2920	0.36
A114	A2930	2930	2945	0.36
A115	A2955	2955	2970	0.36
A116	A2980	2980	2995	0.37
A117	A3010	3010	3025	0.37
A118	A3035	3035	3050	0.38
A120	A3085	3085	3100	0.38
A124	A3185	3185	3200	0.39
A125	A3210	3210	3225	0.40
A128	A3290	3290	3300	0.40
A130	A3340	3340	3355	0.41
A132	A3390	3390	3405	0.41
A133	A3415	3415	3430	0.43
A134	A3440	3440	3455	0.43

A Cont.				
Width 13mm			Height 8mm	
Belt Ref. (RMA)	Belt Ref. (ISO)	Datum Length (mm)	Outside Length (mm)	Weight (kg)
A136	A3490	3490	3505	0.44
A137	A3515	3515	3530	0.44
A140	A3590	3590	3605	0.45
A144	A3695	3695	3710	0.46
A147	A3770	3770	3785	0.47
A150	A3845	3845	3860	0.49
A152	A3895	3895	3910	0.50
A156	A3995	3995	4015	0.51
A157	A4020	4020	4040	0.51
A158	A4045	4045	4065	0.51
A162	A4145	4145	4165	0.55
A167	A4270	4270	4295	0.55
A173	A4430	4430	4445	0.55
A180	A4610	4610	4625	0.55
A200	A5120	5120	5130	0.64

V-Belts



HI-POWER® II

B				
Width 17mm		Height 11mm		
Belt Ref. (RMA)	Belt Ref. (ISO)	Datum Length (mm)	Outside Length (mm)	Weight (kg)
B25	B695	695	710	0.14
B26	B710	710	735	0.15
B27	B735	735	760	0.15
B28	B770	770	785	0.16
B29	B795	795	815	0.16
B30	B815	815	840	0.17
B31	B845	845	865	0.17
B32	B870	870	890	0.18
B33	B895	895	915	0.19
B34	B920	920	940	0.19
B35	B940	940	965	0.21
B36	B965	965	990	0.18
B37	B990	990	1015	0.22
B38	B1015	1015	1040	0.22
B39	B1040	1040	1065	0.22
B40	B1065	1065	1090	0.22
B41	B1095	1095	1120	0.23
B42	B1120	1120	1145	0.23
B43	B1145	1145	1170	0.24
B44	B1170	1170	1195	0.24
B45	B1195	1195	1220	0.25
B46	B1220	1220	1245	0.25
B47	B1245	1245	1270	0.25
B48	B1270	1270	1295	0.26
B49	B1295	1295	1320	0.26
B50	B1320	1320	1345	0.30
B51	B1345	1345	1370	0.30
B52	B1370	1370	1395	0.30
B53	B1395	1395	1420	0.30
B54	B1425	1425	1450	0.31
B55	B1450	1450	1475	0.31
B56	B1475	1475	1500	0.27
B57	B1500	1500	1525	0.32
B58	B1525	1525	1550	0.32
B59	B1550	1550	1575	0.32
B60	B1575	1575	1600	0.33
B61	B1600	1600	1625	0.33
B62	B1625	1625	1650	0.33
B63	B1650	1650	1675	0.34
B64	B1675	1675	1700	0.34
B65	B1700	1700	1725	0.35
B66	B1730	1730	1755	0.35
B67	B1755	1755	1780	0.35
B68	B1780	1780	1805	0.36
B69	B1805	1805	1830	0.36
B70	B1830	1830	1855	0.37
B71	B1855	1855	1880	0.37
B72	B1880	1880	1905	0.38
B73	B1905	1905	1930	0.38
B74	B1930	1930	1955	0.39
B75	B1955	1955	1980	0.39

B Cont.				
Width 17mm		Height 11mm		
Belt Ref. (RMA)	Belt Ref. (ISO)	Datum Length (mm)	Outside Length (mm)	Weight (kg)
B76	B1980	1980	2005	0.40
B77	B2005	2005	2030	0.40
B78	B2030	2030	2055	0.40
B79	B2060	2060	2085	0.40
B80	B2085	2085	2110	0.41
B81	B2110	2110	2135	0.42
B82	B2135	2135	2160	0.42
B83	B2160	2160	2185	0.43
B84	B2185	2185	2210	0.43
B85	B2210	2210	2235	0.44
B86	B2235	2235	2260	0.45
B87	B2260	2260	2285	0.45
B88	B2285	2285	2310	0.45
B89	B2310	2310	2335	0.46
B90	B2335	2335	2360	0.46
B91	B2365	2365	2390	0.46
B92	B2390	2390	2415	0.47
B93	B2415	2415	2440	0.47
B94	B2440	2440	2465	0.48
B95	B2465	2465	2490	0.48
B96	B2490	2490	2515	0.49
B97	B2515	2515	2540	0.49
B98	B2540	2540	2565	0.50
B99	B2565	2565	2590	0.50
B100	B2590	2590	2615	0.50
B101	B2615	2615	2640	0.51
B102	B2640	2640	2665	0.52
B103	B2665	2665	2690	0.52
B104	B2695	2695	2720	0.53
B105	B2720	2720	2745	0.53
B106	B2745	2745	2770	0.54
B107	B2770	2770	2795	0.54
B108	B2795	2795	2820	0.55
B109	B2820	2820	2845	0.55
B110	B2845	2845	2870	0.55
B111	B2870	2870	2895	0.56
B112	B2895	2895	2920	0.56
B113	B2920	2920	2945	0.56
B114	B2945	2945	2970	0.57
B115	B2970	2970	2995	0.58
B116	B3000	3000	3025	0.58
B117	B3025	3025	3050	0.59
B118	B3050	3050	3075	0.59
B119	B3075	3075	3100	0.61
B120	B3100	3100	3125	0.61
B122	B3150	3150	3175	0.62
B123	B3175	3175	3200	0.62
B124	B3200	3200	3225	0.63
B125	B3225	3225	3250	0.63
B126	B3250	3250	3275	0.64
B127	B3275	3275	3300	0.64

HI-POWER® II

B Cont.				
Width 17mm		Height 11mm		
Belt Ref. (RMA)	Belt Ref. (ISO)	Datum Length (mm)	Outside Length (mm)	Weight (kg)
B128	B3300	3300	3325	0.65
B130	B3350	3350	3380	0.74
B131	B3380	3380	3405	0.74
B132	B3405	3405	3430	0.75
B133	B3430	3430	3455	0.75
B134	B3455	3455	3480	0.76
B135	B3480	3480	3505	0.76
B136	B3505	3505	3530	0.76
B137	B3530	3530	3555	0.77
B138	B3555	3555	3580	0.77
B139	B3580	3580	3605	0.79
B140	B3610	3610	3630	0.79
B141	B3635	3635	3660	0.80
B142	B3660	3660	3685	0.80
B143	B3685	3685	3710	0.80
B144	B3710	3710	3735	0.80
B145	B3735	3735	3760	0.80
B146	B3760	3760	3785	0.80
B147	B3785	3785	3810	0.82
B148	B3810	3810	3835	0.82
B149	B3835	3835	3860	0.82
B150	B3860	3860	3885	0.82
B151	B3885	3885	3910	0.83
B152	B3910	3910	3935	0.83
B153	B3940	3940	3960	0.83
B154	B3965	3965	3990	0.83
B156	B4015	4015	4040	0.84
B157	B4040	4040	4065	0.84
B158	B4065	4065	4090	0.84
B160	B4115	4115	4140	0.84
B161	B4140	4140	4165	0.84
B162	B4165	4165	4190	0.84
B164	B4215	4215	4240	0.85
B165	B4240	4240	4265	0.85
B166	B4265	4265	4295	0.85
B167	B4295	4295	4320	0.85
B168	B4320	4320	4345	0.85
B169	B4345	4345	4370	0.87
B170	B4370	4370	4395	0.87
B173	B4445	4445	4470	0.87
B174	B4470	4470	4495	0.88
B175	B4495	4495	4520	0.89
B177	B4545	4545	4570	0.90
B178	B4570	4570	4595	0.91
B180	B4625	4625	4650	0.91
B182	B4675	4675	4700	0.94
B184	B4725	4725	4750	0.94
B185	B4750	4750	4775	0.94
B186	B4775	4775	4800	0.94
B187	B4800	4800	4825	0.95
B188	B4825	4825	4850	0.95

B Cont.				
Width 17mm		Height 11mm		
Belt Ref. (RMA)	Belt Ref. (ISO)	Datum Length (mm)	Outside Length (mm)	Weight (kg)
B190	B4875	4875	4900	0.96
B192	B4930	4930	4955	0.97
B195	B5005	5005	5030	0.98
B196	B5030	5030	5055	0.99
B199	B5105	5105	5130	1.00
B200	B5130	5130	5155	1.00
B201	B5155	5155	5180	1.02
B204	B5235	5235	5260	1.02
B205	B5255	5255	5285	1.03
B208	B5335	5335	5360	1.04
B210	B5385	5385	5410	1.07
B212	B5400	5400	5410	1.12
B215	B5475	5475	5485	1.12
B217	B5525	5525	5535	1.12
B218	B5550	5550	5565	1.12
B221	B5625	5625	5640	1.12
B223	B5680	5680	5690	1.14
B225	B5730	5730	5740	1.14
B228	B5805	5805	5815	1.22
B230	B5855	5855	5865	1.22
B234	B5960	5960	5970	1.22
B235	B5985	5985	5995	1.22
B236	B6010	6010	6020	1.22
B240	B6110	6110	6120	1.22
B248	B6315	6315	6325	1.26
B249	B6340	6340	6350	1.26
B255	B6485	6485	6500	1.29
B265	B6745	6745	6755	1.37
B270	B6870	6870	6885	1.37
B276	B7025	7025	7035	1.55
B279	B7100	7100	7110	1.55
B285	B7255	7255	7265	1.55
B290	B7380	7380	7390	1.59
B292	B7430	7430	7440	1.59
B300	B7635	7635	7645	1.63
B310	B7890	7890	7900	1.71
B315	B8015	8015	8025	1.71
B330	B8395	8395	8405	2.09
B340	B8650	8650	8660	2.13
B345	B8780	8780	8790	2.13
B355	B9030	9030	9040	2.13
B360	B9160	9160	9170	2.13
B394	B10025	10025	10035	2.33
B433	B11015	11015	11025	2.56
B472	B12005	12005	12015	2.78

V-Belts

HI-POWER® II

V-Belts

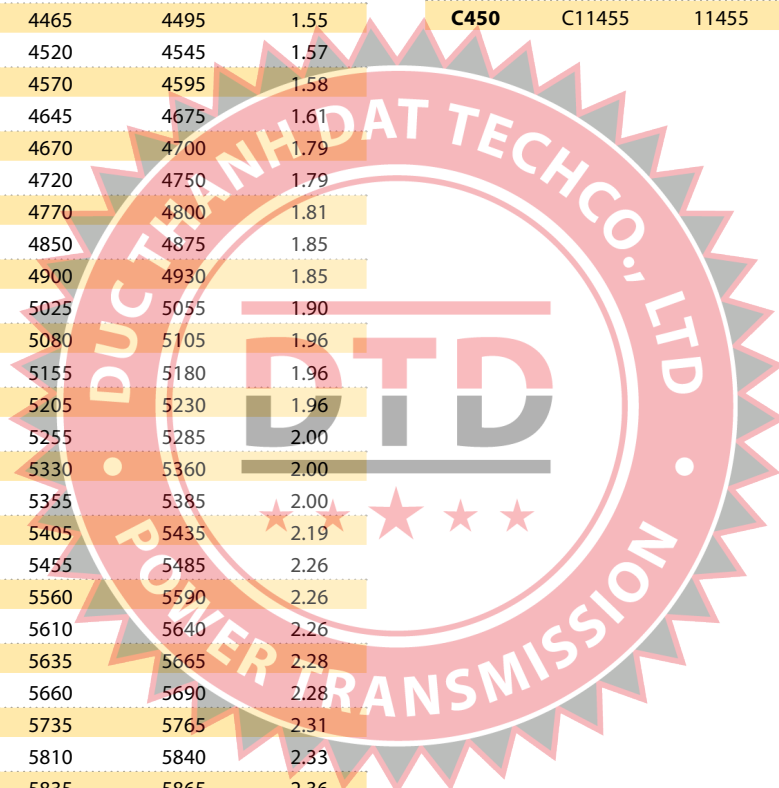
C				
Width 22mm		Height 14mm		
Belt Ref. (RMA)	Belt Ref. (ISO)	Datum Length (mm)	Outside Length (mm)	Weight (kg)
C42	C1145	1145	1170	0.43
C43	C1165	1165	1195	0.44
C44	C1195	1195	1220	0.45
C46	C1245	1245	1270	0.46
C47	C1270	1270	1295	0.47
C48	C1290	1290	1320	0.48
C49	C1320	1320	1345	0.49
C50	C1345	1345	1370	0.50
C51	C1370	1370	1395	0.50
C52	C1395	1395	1420	0.51
C53	C1420	1420	1450	0.53
C54	C1445	1445	1475	0.55
C55	C1470	1470	1500	0.56
C56	C1495	1495	1525	0.58
C57	C1520	1520	1550	0.59
C58	C1545	1545	1575	0.60
C59	C1570	1570	1600	0.59
C60	C1595	1595	1625	0.61
C61	C1620	1620	1650	0.62
C62	C1650	1650	1675	0.64
C63	C1675	1675	1700	0.65
C64	C1700	1700	1725	0.66
C65	C1725	1725	1755	0.67
C66	C1750	1750	1780	0.68
C67	C1775	1775	1805	0.68
C68	C1800	1800	1830	0.69
C69	C1825	1825	1855	0.69
C70	C1850	1850	1880	0.70
C71	C1875	1875	1905	0.70
C72	C1900	1900	1930	0.72
C73	C1925	1925	1955	0.72
C74	C1950	1950	1980	0.72
C75	C1980	1980	2005	0.72
C76	C2005	2005	2030	0.72
C78	C2055	2055	2085	0.73
C79	C2080	2080	2110	0.73
C80	C2105	2105	2135	0.74
C81	C2130	2130	2160	0.74
C82	C2155	2155	2185	0.75
C83	C2180	2180	2210	0.75
C84	C2205	2205	2235	0.76
C85	C2230	2230	2260	0.77
C86	C2255	2255	2285	0.78
C87	C2285	2285	2310	0.79
C88	C2310	2310	2335	0.80
C90	C2360	2360	2390	0.81
C91	C2385	2385	2415	0.83
C92	C2410	2410	2440	0.84
C93	C2435	2435	2465	0.84
C94	C2460	2460	2490	0.85
C95	C2485	2485	2515	0.96

C Cont.				
Width 22mm		Height 14mm		
Belt Ref. (RMA)	Belt Ref. (ISO)	Datum Length (mm)	Outside Length (mm)	Weight (kg)
C96	C2510	2510	2540	0.92
C97	C2535	2535	2565	0.88
C98	C2560	2560	2590	0.89
C99	C2590	2590	2615	0.90
C100	C2615	2615	2640	0.90
C101	C2640	2640	2665	0.91
C102	C2665	2665	2690	0.92
C103	C2690	2690	2720	0.93
C104	C2715	2715	2745	0.94
C105	C2740	2740	2770	0.95
C106	C2765	2765	2795	0.96
C107	C2790	2790	2820	0.97
C108	C2815	2815	2845	0.97
C109	C2840	2840	2870	0.98
C110	C2865	2865	2895	1.00
C111	C2890	2890	2920	1.00
C112	C2920	2920	2945	1.01
C114	C2970	2970	2995	1.04
C115	C2995	2995	3025	1.03
C116	C3020	3020	3050	1.05
C117	C3045	3045	3075	1.05
C118	C3070	3070	3100	1.06
C120	C3120	3120	3150	1.08
C122	C3170	3170	3200	1.10
C124	C3225	3225	3250	1.11
C126	C3275	3275	3300	1.14
C128	C3325	3325	3355	1.15
C130	C3375	3375	3405	1.17
C131	C3400	3400	3430	1.20
C132	C3425	3425	3455	1.20
C134	C3475	3475	3505	1.21
C135	C3500	3500	3530	1.25
C136	C3525	3525	3555	1.26
C137	C3550	3550	3580	1.27
C138	C3575	3575	3605	1.27
C139	C3600	3600	3630	1.27
C140	C3630	3630	3660	1.27
C141	C3655	3655	3685	1.27
C142	C3680	3680	3710	1.28
C143	C3705	3705	3735	1.29
C144	C3730	3730	3760	1.30
C146	C3780	3780	3810	1.31
C147	C3805	3805	3835	1.32
C148	C3835	3835	3860	1.33
C150	C3885	3885	3910	1.35
C151	C3910	3910	3935	1.35
C152	C3935	3935	3960	1.36
C153	C3960	3960	3990	1.37
C154	C3985	3985	4015	1.38
C155	C4010	4010	4040	1.39
C156	C4035	4035	4065	1.40

HI-POWER® II

C Cont.				
Width 22mm		Height 14mm		
Belt Ref. (RMA)	Belt Ref. (ISO)	Datum Length (mm)	Outside Length (mm)	Weight (kg)
C158	C4085	4085	4115	1.42
C160	C4140	4140	4165	1.44
C162	C4190	4190	4215	1.45
C164	C4240	4240	4265	1.47
C165	C4265	4265	4295	1.48
C166	C4295	4295	4320	1.50
C168	C4345	4345	4370	1.50
C169	C4370	4370	4395	1.52
C170	C4395	4395	4420	1.52
C173	C4465	4465	4495	1.55
C175	C4520	4520	4545	1.57
C177	C4570	4570	4595	1.58
C180	C4645	4645	4675	1.61
C181	C4670	4670	4700	1.79
C183	C4720	4720	4750	1.79
C185	C4770	4770	4800	1.81
C188	C4850	4850	4875	1.85
C190	C4900	4900	4930	1.85
C195	C5025	5025	5055	1.90
C197	C5080	5080	5105	1.96
C200	C5155	5155	5180	1.96
C202	C5205	5205	5230	1.96
C204	C5255	5255	5285	2.00
C207	C5330	5330	5360	2.00
C208	C5355	5355	5385	2.00
C210	C5405	5405	5435	2.19
C214	C5455	5455	5485	2.26
C218	C5560	5560	5590	2.26
C220	C5610	5610	5640	2.26
C221	C5635	5635	5665	2.28
C222	C5660	5660	5690	2.28
C225	C5735	5735	5765	2.31
C228	C5810	5810	5840	2.33
C229	C5835	5835	5865	2.36
C235	C5990	5990	6020	2.40
C238	C6065	6065	6095	2.44
C240	C6120	6120	6145	2.45
C245	C6245	6245	6275	2.50
C246	C6270	6270	6300	2.51
C248	C6320	6320	6350	2.54
C250	C6370	6370	6400	2.54
C255	C6500	6500	6530	2.59
C265	C6755	6755	6780	2.69
C270	C6880	6880	6910	2.87
C276	C7030	7030	7060	2.93
C280	C7135	7135	7165	2.97
C285	C7260	7260	7290	3.00
C290	C7385	7385	7415	3.04
C295	C7515	7515	7545	3.06

C Cont.				
Width 22mm		Height 14mm		
Belt Ref. (RMA)	Belt Ref. (ISO)	Datum Length (mm)	Outside Length (mm)	Weight (kg)
C297	C7565	7565	7595	3.11
C300	C7640	7640	7670	3.15
C315	C8020	8020	8050	3.29
C320	C8150	8150	8180	3.37
C330	C8405	8405	8435	3.43
C345	C8785	8785	8815	3.57
C360	C9165	9165	9195	3.71
C390	C9930	9930	9955	4.00
C420	C10690	10690	10720	5.18
C450	C11455	11455	11480	5.55



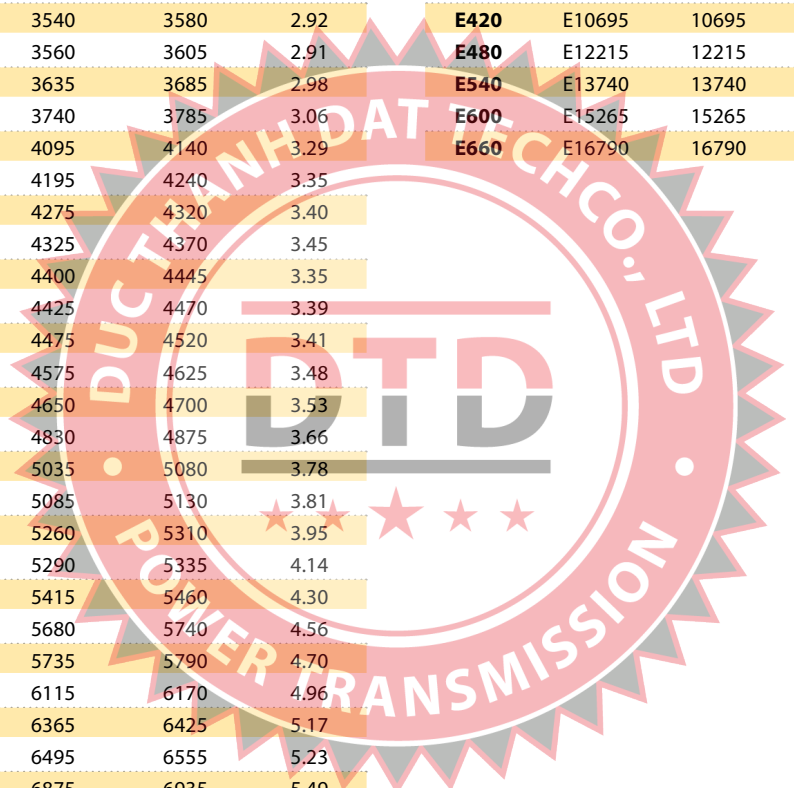
V-Belts

HI-POWER® II

V-Belts

D				
Width 32mm			Height 19mm	
Belt Ref. (RMA)	Belt Ref. (ISO)	Datum Length (mm)	Outside Length (mm)	Weight (kg)
D98	D2570	2570	2615	2.25
D104	D2720	2720	2770	2.38
D105	D2750	2750	2795	2.41
D107	D2800	2800	2845	2.46
D110	D2875	2875	2920	2.52
D112	D2925	2925	2970	2.53
D120	D3130	3130	3175	2.66
D124	D3230	3230	3275	2.75
D128	D3330	3330	3380	2.79
D136	D3540	3540	3580	2.92
D137	D3560	3560	3605	2.91
D140	D3635	3635	3685	2.98
D144	D3740	3740	3785	3.06
D158	D4095	4095	4140	3.29
D162	D4195	4195	4240	3.35
D165	D4275	4275	4320	3.40
D167	D4325	4325	4370	3.45
D170	D4400	4400	4445	3.35
D171	D4425	4425	4470	3.39
D173	D4475	4475	4520	3.41
D177	D4575	4575	4625	3.48
D180	D4650	4650	4700	3.53
D187	D4830	4830	4875	3.66
D195	D5035	5035	5080	3.78
D197	D5085	5085	5130	3.81
D204	D5260	5260	5310	3.95
D205	D5290	5290	5335	4.14
D210	D5415	5415	5460	4.30
D223	D5680	5680	5740	4.56
D225	D5735	5735	5790	4.70
D240	D6115	6115	6170	4.96
D250	D6365	6365	6425	5.17
D255	D6495	6495	6555	5.23
D270	D6875	6875	6935	5.49
D282	D7180	7180	7240	5.73
D285	D7260	7260	7315	5.75
D298	D7585	7585	7645	6.00
D300	D7635	7635	7695	6.00
D315	D8020	8020	8075	6.40
D330	D8400	8400	8460	6.66
D345	D8780	8780	8840	6.92
D360	D9165	9165	9220	7.19
D390	D9925	9925	9980	7.71
D420	D10685	10685	10745	8.23
D450	D11445	11445	11505	8.78
D480	D12210	12210	12270	9.28
D540	D13735	13735	13790	10.47
D600	D15260	15260	15315	11.76
D660	D16785	16785	16840	12.84

E				
Width 38mm			Height 25mm	
Belt Ref. (RMA)	Belt Ref. (ISO)	Datum Length (mm)	Outside Length (mm)	Weight (kg)
E180	E4685	4685	4750	5.30
E195	E5065	5065	5130	5.66
E210	E5450	5450	5510	6.03
E240	E6120	6120	6200	6.96
E270	E6885	6885	6960	7.69
E300	E7645	7645	7720	8.42
E330	E8405	8405	8485	9.01
E360	E9170	9170	9245	9.75
E390	E9930	9930	10010	10.48
E420	E10695	10695	10770	11.25
E480	E12215	12215	12295	12.68
E540	E13740	13740	13820	14.55
E600	E15265	15265	15340	16.03
E660	E16790	16790	16865	17.34



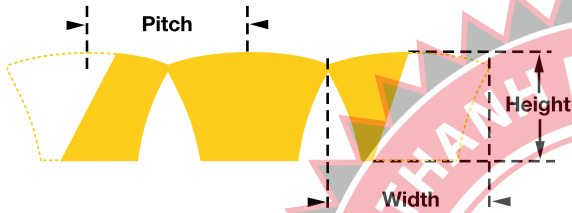
HI POWER® II POWERBAND®

Wrapped V-belt of classical cross-section



Gates Hi Power® II Powerband® offers a solution for drives where single belts vibrate, turn over or jump off the pulleys.

Hi Power® II Powerband® is especially developed for drives subjected to pulsating loads. It consists of several V-belts joined together by a permanent, high strength tie band, thus being tougher than all the belts taken separately.



Sections & nominal dimensions:			
	Pitch (mm)	Width (mm)	Height (mm)
A	15.88	13	8
B	19.05	17	11
C	25.40	22	14
D	36.50	32	19



Identification

Durable red marking indicating type and dimensions.

Construction

- Classical cross-section for Hi Power® II Powerband®.
- Arched top, concave sidewalls and rounded corners provide uniform tensile loading and uniform pulley sidewall contact for excellent belt service life and reduced pulley wear.
- The Flex Weave® oil and heat resistant cover protects the belt core from the toughest environments.
- The vulcanized "Flex-bonded" tensile cords provide superior resistance to tensile and flexing forces, fatigue and shock loads.
- High-quality rubber compound protects the belt against heat, ozone and sunlight.
- The belt will not catch fire from heat build-up, even with severe slippage.
- Static conductive - ISO 1813 and RMA IP3-3.

Advantages

- Better resistance to vibrations.
- High stability and smooth running on the toughest drives.
- Temperature ranges from -30°C to +60°C.
- Important design economies possible.

	Standard number of ribs:			
	2	3	4	5
A	X	X	X	X
B	X	X	X	X
C	X	X	X	X
D		X	X	X

NOTE:

Please contact Gates Customer Service for higher number of ribs.

Hi-Power® II ordering code is composed as follows:

2/B51	
2	- Number of ribs
B	- Section
51	- Inside length (inch)

HI-POWER® II POWERBAND®

A				
Width 13mm			Height 8mm	
Belt Ref. (RMA)	Belt Ref. (ISO)	Datum Length (mm)	Outside Length (mm)	Weight per Rib (Kg)
A54	A1410	1410	1420	0.21
A55	A1435	1435	1450	0.21
A56	A1460	1460	1475	0.22
A57	A1485	1485	1500	0.23
A58	A1510	1510	1525	0.23
A60	A1560	1560	1575	0.24
A62	A1610	1610	1625	0.25
A64	A1660	1660	1675	0.25
A65	A1690	1690	1700	0.25
A66	A1715	1715	1725	0.26
A68	A1765	1765	1780	0.26
A70	A1815	1815	1830	0.28
A71	A1840	1840	1855	0.28
A74	A1915	1915	1930	0.29
A75	A1940	1940	1955	0.30
A77	A1990	1990	2005	0.30
A78	A2020	2020	2030	0.30
A80	A2070	2070	2085	0.32
A81	A2095	2095	2110	0.32
A83	A2145	2145	2160	0.32
A85	A2195	2195	2210	0.34
A90	A2325	2325	2335	0.35
A92	A2375	2375	2390	0.36
A96	A2475	2475	2490	0.38
A100	A2575	2575	2590	0.39
A105	A2705	2705	2720	0.41
A110	A2830	2830	2845	0.44
A112	A2880	2880	2895	0.44
A120	A3085	3085	3100	0.47
A128	A3290	3290	3300	0.50
A136	A3490	3490	3505	0.53
A144	A3695	3695	3710	0.56
A158	A4045	4045	4065	0.62
A173	A4430	4430	4445	0.68
A180	A4610	4610	4625	0.71

B				
Width 17mm			Height 11mm	
Belt Ref. (RMA)	Belt Ref. (ISO)	Datum Length (mm)	Outside Length (mm)	Weight per Rib (Kg)
B35	B940	940	965	0.24
B38	B1015	1015	1040	0.25
B42	B1120	1120	1145	0.28
B43	B1145	1145	1170	0.29
B46	B1220	1220	1245	0.31
B47	B1245	1245	1270	0.32
B48	B1270	1270	1295	0.32
B50	B1320	1320	1345	0.34
B51	B1345	1345	1370	0.35
B52	B1370	1370	1395	0.35
B53	B1395	1395	1420	0.35
B54	B1425	1425	1450	0.36
B55	B1450	1450	1475	0.37
B56	B1475	1475	1500	0.38
B57	B1500	1500	1525	0.38
B58	B1525	1525	1550	0.39
B59	B1550	1550	1575	0.40
B60	B1575	1575	1600	0.41
B61	B1600	1600	1625	0.41
B62	B1625	1625	1650	0.42
B63	B1650	1650	1675	0.43
B64	B1675	1675	1700	0.44
B65	B1700	1700	1725	0.44
B66	B1730	1730	1755	0.45
B67	B1755	1755	1780	0.45
B68	B1780	1780	1805	0.45
B70	B1830	1830	1855	0.47
B71	B1855	1855	1880	0.48
B72	B1880	1880	1905	0.48
B73	B1905	1905	1930	0.49
B74	B1930	1930	1955	0.50
B75	B1955	1955	1980	0.50
B77	B2005	2005	2030	0.52
B78	B2030	2030	2055	0.53
B79	B2060	2060	2085	0.53
B80	B2085	2085	2110	0.54
B81	B2110	2110	2135	0.54
B82	B2135	2135	2160	0.55
B83	B2160	2160	2185	0.56
B84	B2185	2185	2210	0.56
B85	B2210	2210	2235	0.57
B86	B2235	2235	2260	0.58
B87	B2260	2260	2285	0.59
B88	B2285	2285	2310	0.59
B90	B2335	2335	2360	0.61
B92	B2390	2390	2415	0.62
B93	B2415	2415	2440	0.62
B95	B2465	2465	2490	0.64
B96	B2490	2490	2515	0.65
B97	B2515	2515	2540	0.65
B99	B2565	2565	2590	0.67

Powerband® Matching

All sections above 61 inch part number reference (eg: A62, B62) now comply with Gates V80 matching system. Lengths 61 inches and below must be ordered as matched sets for use on multiple powerband drives.

HI-POWER® II POWERBAND®

B Cont.				
Width 17mm		Height 11mm		
Belt Ref. (RMA)	Belt Ref. (ISO)	Datum Length (mm)	Outside Length (mm)	Weight per Rib (Kg)
B100	B2590	2590	2615	0.67
B103	B2665	2665	2690	0.67
B104	B2695	2695	2720	0.72
B105	B2720	2720	2745	0.75
B108	B2795	2795	2820	0.73
B109	B2820	2820	2845	0.74
B110	B2845	2845	2870	0.74
B112	B2895	2895	2920	0.75
B113	B2920	2920	2945	0.76
B114	B2945	2945	2970	0.76
B115	B2970	2970	2995	0.78
B116	B3000	3000	3025	0.78
B118	B3050	3050	3075	0.80
B120	B3100	3100	3125	0.81
B124	B3200	3200	3225	0.84
B128	B3300	3300	3325	0.86
B130	B3350	3350	3380	0.88
B133	B3430	3430	3455	0.90
B136	B3505	3505	3530	0.91
B138	B3555	3555	3580	0.93
B139	B3580	3580	3605	0.93
B141	B3635	3635	3660	0.95
B144	B3710	3710	3735	0.97
B148	B3810	3810	3835	1.00
B150	B3860	3860	3885	1.01
B154	B3965	3965	3990	1.04
B158	B4065	4065	4090	1.06
B160	B4115	4115	4140	1.07
B162	B4165	4165	4190	1.09
B168	B4320	4320	4345	1.13
B173	B4445	4445	4470	1.16
B180	B4625	4625	4650	1.21
B185	B4750	4750	4775	1.25
B190	B4875	4875	4900	1.28
B195	B5005	5005	5030	1.32
B210	B5385	5385	5410	1.41
B218	B5550	5550	5565	1.47
B225	B5730	5730	5740	1.52
B240	B6110	6110	6120	1.61
B255	B6485	6485	6500	1.71
B270	B6870	6870	6885	1.82
B300	B7635	7635	7645	2.02
B315	B8015	8015	8025	2.12

C				
Width 22mm		Height 14mm		
Belt Ref. (RMA)	Belt Ref. (ISO)	Datum Length (mm)	Outside Length (mm)	Weight per Rib (Kg)
C60	C1595	1595	1625	0.71
C68	C1800	1800	1830	0.80
C72	C1900	1900	1930	0.85
C75	C1980	1980	2005	0.89
C78	C2055	2055	2085	0.93
C80	C2105	2105	2135	0.95
C81	C2130	2130	2160	0.96
C85	C2230	2230	2260	1.00
C87	C2285	2285	2310	1.02
C90	C2360	2360	2390	1.06
C96	C2510	2510	2540	1.14
C99	C2590	2590	2615	1.17
C100	C2615	2615	2640	1.18
C105	C2740	2740	2770	1.25
C108	C2815	2815	2845	1.28
C109	C2840	2840	2870	1.29
C112	C2920	2920	2945	1.32
C120	C3120	3120	3150	1.42
C124	C3225	3225	3250	1.46
C126	C3275	3275	3300	1.48
C128	C3325	3325	3355	1.52
C136	C3525	3525	3555	1.61
C144	C3730	3730	3760	1.70
C146	C3780	3780	3810	1.72
C151	C3910	3910	3935	1.78
C158	C4085	4085	4115	1.87
C162	C4190	4190	4215	1.91
C173	C4465	4465	4495	2.05
C180	C4645	4645	4675	2.13
C185	C4770	4770	4800	2.19
C190	C4900	4900	4930	2.20
C195	C5025	5025	5055	2.30
C204	C5255	5255	5285	2.41
C210	C5405	5405	5435	2.48
C225	C5735	5735	5765	2.66
C240	C6120	6120	6145	2.84
C255	C6500	6500	6530	3.02
C270	C6880	6880	6910	3.19
C285	C7260	7260	7290	3.37
C300	C7640	7640	7670	3.55
C315	C8020	8020	8050	3.73
C330	C8405	8405	8435	3.90
C345	C8785	8785	8815	4.08
C360	C9165	9165	9195	4.25
C390	C9930	9930	9955	4.61
C420	C10690	10690	10720	4.96

V-Belts

HI-POWER® II POWERBAND®

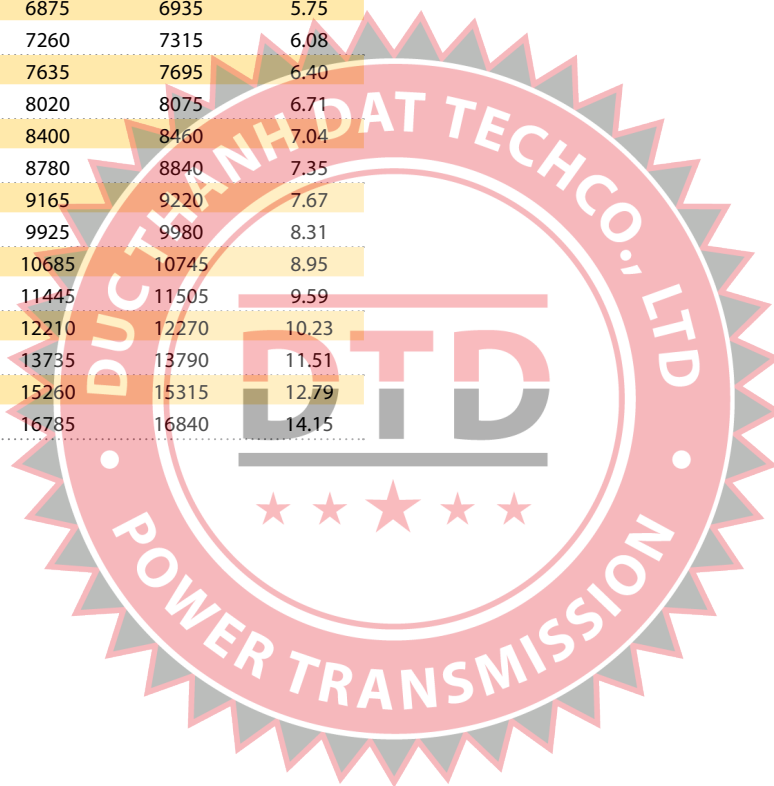
D

Width 32mm

Height 19mm

Belt Ref. (RMA)	Belt Ref. (ISO)	Datum Length (mm)	Outside Length (mm)	Weight per Rib (Kg)
D144	D3740	3740	3785	3.07
D158	D4095	4095	4140	3.36
D173	D4475	4475	4520	3.68
D180	D4650	4650	4700	3.84
D195	D5035	5035	5080	4.13
D210	D5415	5415	5460	4.47
D225	D5735	5735	5790	4.80
D240	D6115	6115	6170	5.12
D255	D6495	6495	6555	5.44
D270	D6875	6875	6935	5.75
D285	D7260	7260	7315	6.08
D300	D7635	7635	7695	6.40
D315	D8020	8020	8075	6.71
D330	D8400	8400	8460	7.04
D345	D8780	8780	8840	7.35
D360	D9165	9165	9220	7.67
D390	D9925	9925	9980	8.31
D420	D10685	10685	10745	8.95
D450	D11445	11445	11505	9.59
D480	D12210	12210	12270	10.23
D540	D13735	13735	13790	11.51
D600	D15260	15260	15315	12.79
D660	D16785	16785	16840	14.15

V-Belts



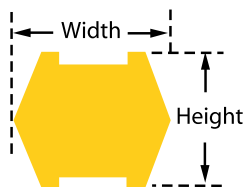
HI-POWER® II DUBL-V

Wrapped, classical section, double V-belt



Gates Hi-Power® II DUBL-V belt is characterised by a double-V profile. It uses flex-bonded tensile cords, which are highly resistant to flexing forces, and Flex-Weave® Cover for extended protection.

It is the ideal solution for “serpentine” drives (drives with counter rotating shafts) where power is transmitted from both the top and bottom of the belt.



Sections & nominal dimensions:		
	Width (mm)	Height (mm)
AA	13	10
BB	17	13
CC	22	17
DD	32	25

Construction

- Features Gates Curves to provide proper support and full contact with the pulley groove for uniform loading, uniform wear and increased belt life.
- Unique recessed top and bottom maintain sidewall contact, while remaining flexible for drives that require power transmission from both sides of the belt.
- Flex-bonded tensile cords provide superior resistance to tensile and flexing forces, fatigue and shock loads.
- The Flex Weave® oil and heat resistant cover protects the belt core from the toughest environments.
- High-quality rubber compound protects the belt against heat, ozone and sunlight.
- The belt will not catch fire from heat build-up, even with severe slippage.
- Static conductive - ISO 1813 and RMA IP3-3.

Advantages

- Premium performance.
- Excellent performance/cost ratio.
- Long belt life reducing replacement and maintenance costs.

Hi-Power® II DUBL-V ordering code is composed as follows:

AA51	
AA	- Section (double)
51	- Nominal Effective length (inch)

V-Belts



HI-POWER® II DUBL-V

AA		
Width 13mm Height 10mm		
Belt Ref. (RMA)	Effective Length (mm)	Weight (kg)
AA51	1345	0.20
AA55	1450	0.22
AA60	1575	0.25
AA68	1780	0.26
AA75	1955	0.28
AA80	2085	0.30
AA85	2210	0.32
AA90	2335	0.34
AA92	2390	0.35
AA96	2490	0.36
AA105	2720	0.39
AA112	2895	0.42
AA120	3100	0.45
AA128	3300	0.48

HI-POWER® II DUBL-V

BB		
Width 17mm		Height 13mm
Belt Ref. (RMA)	Effective Length (mm)	Weight (kg)
BB35	965	0.26
BB38	1040	0.28
BB42	1145	0.30
BB43	1170	0.31
BB45	1220	0.32
BB46	1245	0.33
BB51	1370	0.35
BB53	1420	0.37
BB55	1475	0.38
BB60	1600	0.39
BB71	1880	0.45
BB73	1930	0.46
BB74	1955	0.47
BB75	1980	0.48
BB81	2135	0.51
BB85	2235	0.54
BB90	2360	0.57
BB92	2415	0.58
BB93	2440	0.59
BB94	2465	0.59
BB97	2540	0.61
BB105	2745	0.66
BB107	2795	0.67
BB108	2820	0.68
BB111	2895	0.70
BB112	2920	0.70
BB116	3020	0.73
BB118	3075	0.74
BB120	3125	0.75
BB122	3175	0.76
BB123	3200	0.77
BB124	3225	0.78
BB127	3300	0.80
BB128	3325	0.80
BB129	3350	0.80
BB130	3375	0.81
BB136	3530	0.85
BB140	3630	0.87
BB144	3735	0.90
BB155	4015	0.96
BB158	4090	0.98
BB168	4345	1.05
BB169	4370	1.05
BB173	4470	1.07
BB180	4650	1.12
BB190	4900	1.18
BB195	5030	1.21
BB210	5410	1.30

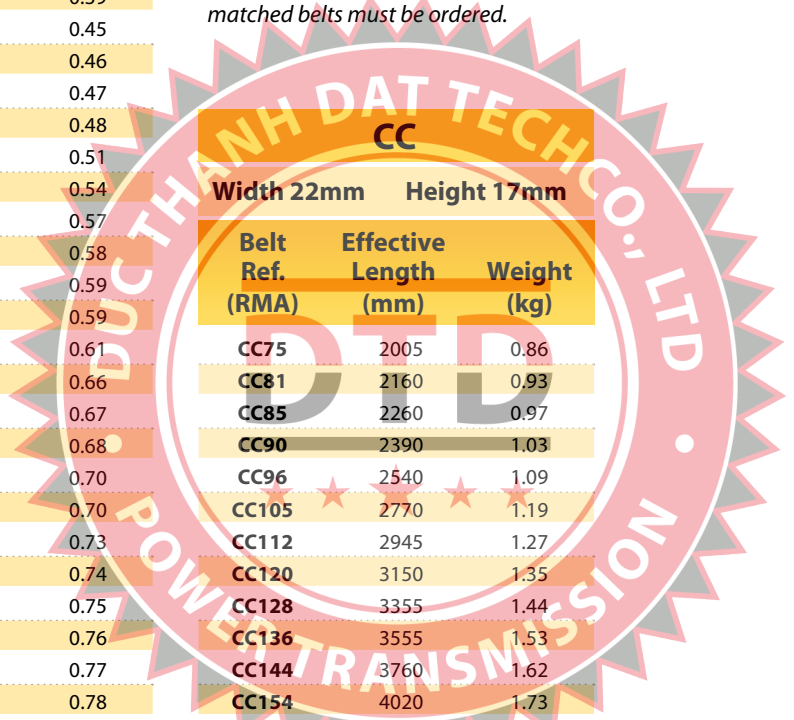
BB Cont.		
Width 17mm		Height 13mm
Belt Ref. (RMA)	Effective Length (mm)	Weight (kg)
BB226	5765	1.42
BB228	5815	1.43
BB230	5865	1.44
BB240	6120	1.50
BB270	6885	1.88
BB277	7060	1.93
BB300	7645	2.08

NOTE:
For multiple Hi-Power II Dubl-V belt drives matched belts must be ordered.

CC		
Width 22mm		Height 17mm
Belt Ref. (RMA)	Effective Length (mm)	Weight (kg)
CC75	2005	0.86
CC81	2160	0.93
CC85	2260	0.97
CC90	2390	1.03
CC96	2540	1.09
CC105	2770	1.19
CC112	2945	1.27
CC120	3150	1.35
CC128	3355	1.44
CC136	3555	1.53
CC144	3760	1.62
CC154	4020	1.73
CC158	4115	1.92
CC162	4215	1.96
CC173	4495	1.99
CC180	4675	2.01
CC195	5055	2.17
CC210	5435	2.42
CC216	5595	2.49
CC240	6145	2.73
CC270	6910	3.37
CC300	7670	3.70
CC330	8435	3.74
CC360	9195	4.08
CC390	9955	4.42
CC420	10720	4.75

DD		
Width 32mm		Height 25mm
Belt Ref. (RMA)	Effective Length (mm)	Weight (kg)
DD270	6935	6.91
DD300	7695	7.59
DD360	9220	8.94

NOTE:
For multiple Hi-Power II Dubl-V belt drives matched belts must be ordered.



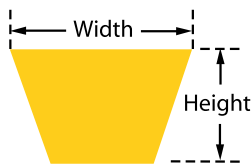
TRI-POWER®

Raw edge, moulded notch, classical cross-section



Gates Tri-Power® V-belt is built for superior performance on heavy duty drives of classical cross-section.

The raw edge construction and special notch design makes the Tri-Power® belt especially suited for drives requiring small diameter pulleys and back idlers.



Sections & nominal dimensions:		
	Width (mm)	Height (mm)
AX	13	8
BX	17	11
CX	22	14

Identification

Durable white marking indicating type and dimensions.

Construction

- Raw edge construction.
- Classical cross-section.
- Molded notches reduce and evenly distribute thermal and bending stresses.
- The molded notch pattern also reduces noise.
- Precision-ground sidewalls give a uniform wedging action.
- Back idlers can be used.
- Flex-bonded tensile cords are vulcanized as one solid unit, increasing the belt's resistance to tensile and flexing forces, fatigue and shock loads.
- Elastomeric compound protects the belt against heat, ozone and sunlight.
- The belt will not catch fire from heat build-up, even with severe slippage.
- Static conductive - ISO 1813 and RMA IP3-3.

Advantages

- Excellent performance/cost ratio.
- Reliability and efficiency.
- Long belt life reducing replacement and maintenance costs.
- Match system: all sizes meet Gates V80 tolerances, they can be installed without matching.

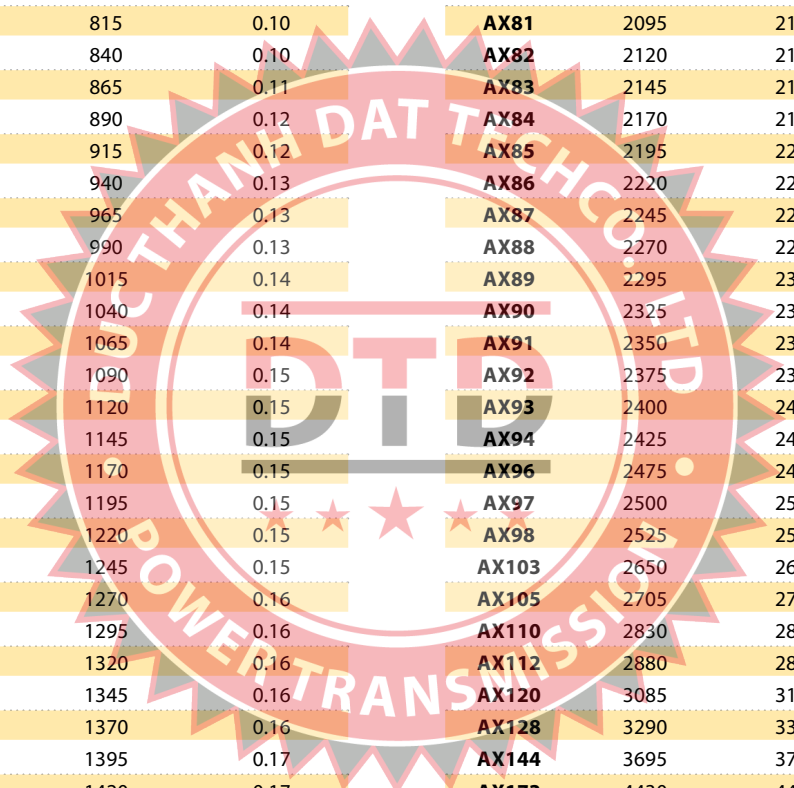
Tri-Power® ordering code is composed as follows:

AX39	
AX	- Section
39	- Inside Length (inch)

TRI-POWER®

AX			
Width 13mm		Height 8mm	
Belt Ref. (RMA)	Datum Length (mm)	Outside Length (mm)	Weight (kg)
AX21	570	585	0.07
AX22	595	610	0.07
AX23	620	635	0.07
AX24	645	660	0.08
AX25	680	685	0.08
AX26	705	710	0.09
AX27	720	735	0.09
AX28	745	760	0.09
AX29	770	785	0.09
AX30	795	815	0.10
AX31	825	840	0.10
AX32	850	865	0.11
AX33	875	890	0.12
AX34	900	915	0.12
AX35	925	940	0.13
AX36	950	965	0.13
AX37	975	990	0.13
AX38	1000	1015	0.14
AX39	1025	1040	0.14
AX40	1055	1065	0.14
AX41	1080	1090	0.15
AX42	1105	1120	0.15
AX43	1130	1145	0.15
AX44	1155	1170	0.15
AX45	1180	1195	0.15
AX46	1205	1220	0.15
AX47	1230	1245	0.15
AX48	1255	1270	0.16
AX49	1280	1295	0.16
AX50	1310	1320	0.16
AX51	1330	1345	0.16
AX52	1355	1370	0.16
AX53	1385	1395	0.17
AX54	1410	1420	0.17
AX55	1435	1450	0.17
AX56	1460	1475	0.17
AX57	1485	1500	0.17
AX58	1510	1525	0.18
AX59	1535	1550	0.18
AX60	1560	1575	0.18
AX61	1585	1600	0.19
AX62	1610	1625	0.19
AX63	1635	1650	0.19
AX64	1660	1675	0.19
AX65	1690	1700	0.20
AX66	1715	1725	0.20
AX67	1735	1755	0.20
AX68	1765	1780	0.20
AX69	1790	1805	0.20
AX70	1815	1830	0.21
AX71	1840	1855	0.21

AX Cont.			
Width 13mm		Height 8mm	
Belt Ref. (RMA)	Datum Length (mm)	Outside Length (mm)	Weight (kg)
AX72	1865	1880	0.21
AX73	1890	1905	0.22
AX74	1915	1930	0.22
AX75	1940	1955	0.22
AX76	1965	1980	0.22
AX77	1990	2005	0.22
AX78	2020	2030	0.23
AX79	2040	2055	0.23
AX80	2070	2085	0.24
AX81	2095	2110	0.24
AX82	2120	2135	0.24
AX83	2145	2160	0.24
AX84	2170	2185	0.24
AX85	2195	2210	0.25
AX86	2220	2235	0.25
AX87	2245	2260	0.25
AX88	2270	2285	0.25
AX89	2295	2310	0.25
AX90	2325	2335	0.26
AX91	2350	2360	0.26
AX92	2375	2390	0.26
AX93	2400	2415	0.26
AX94	2425	2440	0.27
AX96	2475	2490	0.27
AX97	2500	2515	0.28
AX98	2525	2540	0.28
AX103	2650	2665	0.29
AX105	2705	2720	0.29
AX110	2830	2845	0.31
AX112	2880	2895	0.32
AX120	3085	3100	0.34
AX128	3290	3300	0.36
AX144	3695	3710	0.41
AX173	4430	4445	0.51



TRI-POWER®

BX			
Width 17mm		Height 11mm	
Belt Ref. (RMA)	Datum Length (mm)	Outside Length (mm)	Weight (kg)
BX24	670	685	0.14
BX25	695	710	0.14
BX26	710	735	0.15
BX27	735	760	0.15
BX28	770	785	0.15
BX29	795	815	0.16
BX30	815	840	0.16
BX31	845	865	0.16
BX32	870	890	0.16
BX33	895	915	0.17
BX34	920	940	0.17
BX35	940	965	0.18
BX36	965	990	0.18
BX37	990	1015	0.20
BX38	1015	1040	0.20
BX39	1040	1065	0.21
BX40	1065	1090	0.21
BX41	1095	1120	0.21
BX42	1120	1145	0.23
BX43	1145	1170	0.23
BX44	1170	1195	0.24
BX45	1195	1220	0.24
BX46	1220	1245	0.24
BX47	1245	1270	0.24
BX48	1270	1295	0.25
BX49	1295	1320	0.25
BX50	1320	1345	0.29
BX51	1345	1370	0.30
BX52	1370	1395	0.30
BX53	1395	1420	0.30
BX54	1425	1450	0.29
BX55	1450	1475	0.31
BX56	1475	1500	0.31
BX57	1500	1525	0.32
BX58	1525	1550	0.32
BX59	1550	1575	0.33
BX60	1575	1600	0.34
BX61	1600	1625	0.34
BX62	1625	1650	0.35
BX63	1650	1675	0.35
BX64	1675	1700	0.35
BX65	1700	1725	0.36
BX66	1730	1755	0.36
BX67	1755	1780	0.37
BX68	1780	1805	0.37
BX69	1805	1830	0.38
BX70	1830	1855	0.38
BX71	1855	1880	0.38
BX72	1880	1905	0.38
BX73	1905	1930	0.39
BX74	1930	1955	0.39
BX75	1955	1980	0.39
BX76	1980	2005	0.40

BX Cont.			
Width 17mm		Height 11mm	
Belt Ref. (RMA)	Datum Length (mm)	Outside Length (mm)	Weight (kg)
BX77	2005	2030	0.40
BX78	2030	2055	0.40
BX79	2060	2085	0.40
BX80	2085	2110	0.41
BX81	2110	2135	0.41
BX82	2135	2160	0.42
BX83	2160	2185	0.42
BX84	2185	2210	0.43
BX85	2210	2235	0.43
BX86	2235	2260	0.44
BX87	2260	2285	0.44
BX88	2285	2310	0.44
BX89	2310	2335	0.45
BX90	2335	2360	0.45
BX91	2365	2390	0.45
BX92	2390	2415	0.46
BX93	2415	2440	0.46
BX94	2440	2465	0.46
BX95	2465	2490	0.47
BX96	2490	2515	0.47
BX97	2515	2540	0.48
BX98	2540	2565	0.48
BX99	2565	2590	0.49
BX100	2590	2615	0.49
BX103	2665	2690	0.50
BX105	2720	2745	0.52
BX106	2745	2770	0.53
BX108	2795	2820	0.54
BX110	2845	2870	0.55
BX112	2895	2920	0.56
BX113	2920	2945	0.56
BX115	2970	2995	0.57
BX116	3000	3025	0.58
BX120	3100	3125	0.59
BX124	3200	3225	0.62
BX128	3300	3325	0.63
BX133	3430	3455	0.63
BX136	3505	3530	0.65
BX140	3610	3630	0.65
BX144	3710	3735	0.66
BX150	3860	3885	0.67
BX158	4065	4090	0.71
BX162	4165	4190	0.73
BX173	4445	4470	0.78
BX180	4625	4650	0.80
BX195	5005	5030	0.87
BX205	5255	5285	1.05
BX210	5385	5410	1.14
BX225	5730	5740	1.25
BX255	6485	6500	1.30
BX270	6870	6885	1.37
BX300	7635	7645	1.83

V-Belts

TRI-POWER®

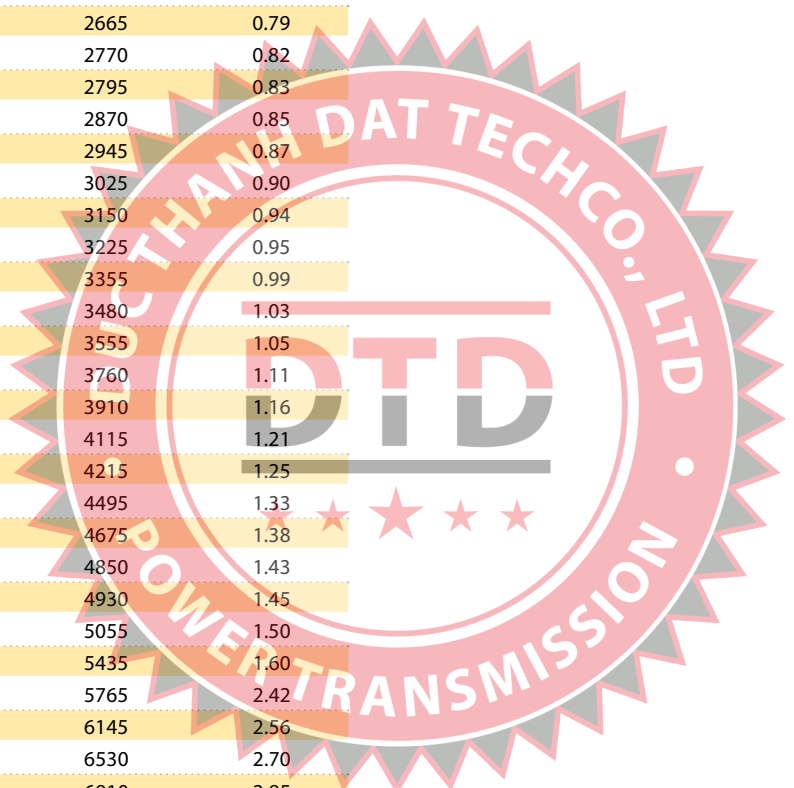
CX

Width 22mm

Height 14mm

Belt Ref. (RMA)	Datum Length (mm)	Outside Length (mm)	Weight (kg)
CX51	1370	1395	0.46
CX60	1595	1625	0.49
CX68	1800	1830	0.59
CX75	1980	2005	0.61
CX81	2130	2160	0.64
CX85	2230	2260	0.67
CX90	2360	2390	0.70
CX96	2510	2540	0.75
CX100	2615	2640	0.78
CX101	2640	2665	0.79
CX105	2740	2770	0.82
CX106	2765	2795	0.83
CX109	2840	2870	0.85
CX112	2920	2945	0.87
CX115	2995	3025	0.90
CX120	3120	3150	0.94
CX123	3195	3225	0.95
CX128	3325	3355	0.99
CX133	3450	3480	1.03
CX136	3525	3555	1.05
CX144	3730	3760	1.11
CX150	3885	3910	1.16
CX158	4085	4115	1.21
CX162	4190	4215	1.25
CX173	4465	4495	1.33
CX180	4645	4675	1.38
CX187	4825	4850	1.43
CX190	4900	4930	1.45
CX195	5025	5055	1.50
CX210	5405	5435	1.60
CX225	5735	5765	2.42
CX240	6120	6145	2.56
CX255	6500	6530	2.70
CX270	6880	6910	2.85
CX300	7640	7670	3.13
CX330	8405	8435	3.14
CX360	9165	9195	3.89

V-Belts



SUPER HC®

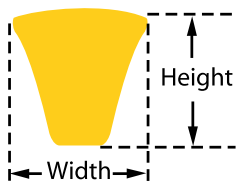
Wrapped V-belt of narrow cross-section



Super HC® offers the firmness and strength of a belt of a wrapped construction, but also the efficiency of a narrow section V-belt. It allows for a more compact drive design than a belt of classical cross-section and transmits more power in a given space.

Super HC® also manages those speed ranges that a classical V-belt cannot handle. It is recommended on all industrial applications.

Designed for heavy industry and the harsh demands of the mining market, Super HC® is Gates most popular V-belt construction.



Sections & nominal dimensions:		
	Width (mm)	Height (mm)
SPZ / 3V	10	8
SPA	13	10
SPB / 5V	17	13
SPC	22	18
8V	26	23

Identification

Durable yellow or blue marking indicating type and dimensions.

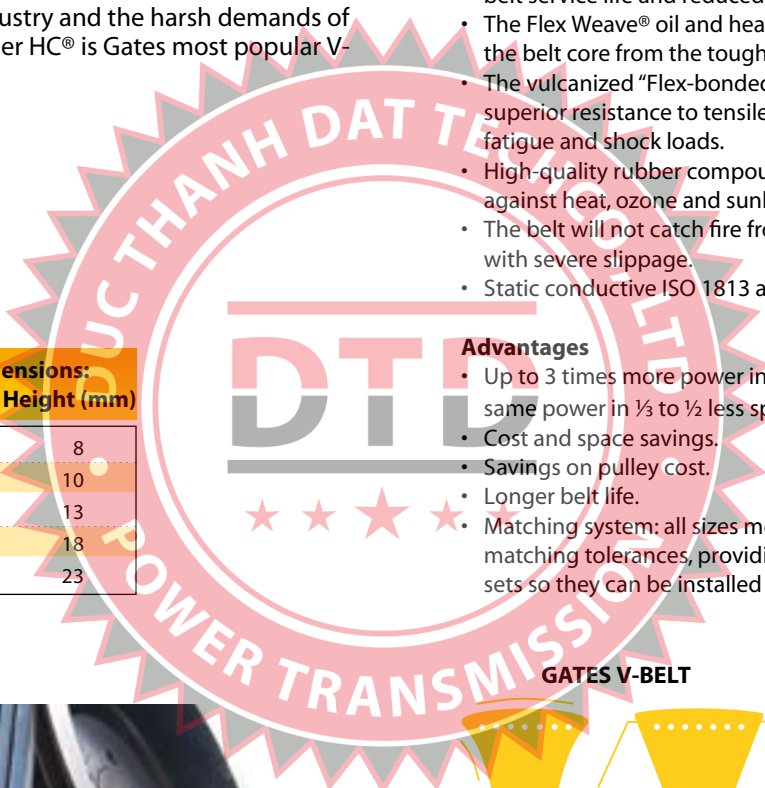
Construction

- Narrow cross-section.
- Wrapped construction.
- Gates Curves - Arched top, concave sidewalls and rounded corners provide uniform tensile loading and uniform pulley sidewall contact for excellent belt service life and reduced pulley wear.
- The Flex Weave® oil and heat resistant cover protects the belt core from the toughest environments.
- The vulcanized "Flex-bonded" tensile cords provide superior resistance to tensile and flexing forces, fatigue and shock loads.
- High-quality rubber compound protects the belt against heat, ozone and sunlight.
- The belt will not catch fire from heat build-up, even with severe slippage.
- Static conductive ISO 1813 and RMA IP3-3

Advantages

- Up to 3 times more power in the same space or the same power in 1/3 to 1/2 less space than classical belts.
- Cost and space savings.
- Savings on pulley cost.
- Longer belt life.
- Matching system: all sizes meet Gates UNISET or V80 matching tolerances, providing 100% matched belt sets so they can be installed without matching.

V-Belts



GATES V-BELT



CONVENTIONAL V-BELT



Super HC® ordering code is composed as follows:

SPC670	
SPC	- Section
670	- Datum Length (mm)
3V265	
3V	- Section
265	- Effective Length (1/10 inch)

SUPER HC®

SPZ / 3V			
Width 10mm		Height 8mm	
Belt Ref. (ISO)	Belt Ref. (RMA)	Datum Length (mm)	Weight (kg)
SPZ560		560	0.05
SPZ562		562	0.05
SPZ612		612	0.05
SPZ615		615	0.05
SPZ630	3V250	630	0.06
SPZ637		637	0.06
SPZ662		662	0.06
SPZ670	3V265	670	0.06
SPZ687		687	0.06
SPZ710	3V280	710	0.07
SPZ730		730	0.07
SPZ737		737	0.07
SPZ750		750	0.07
SPZ762	3V300	762	0.07
SPZ775		775	0.07
SPZ787		787	0.07
SPZ800	3V315	800	0.07
SPZ812		812	0.07
SPZ825		825	0.07
SPZ837		837	0.07
SPZ850	3V335	850	0.07
SPZ862		862	0.07
SPZ875		875	0.07
SPZ887		887	0.07
SPZ900	3V355	900	0.08
SPZ912		912	0.08
SPZ925		925	0.08
SPZ937		937	0.08
SPZ950	3V375	950	0.08
SPZ962		962	0.08
SPZ975		975	0.08
SPZ987		987	0.08
SPZ1000		1000	0.08
SPZ1012	3V400	1012	0.09
SPZ1030		1030	0.09
SPZ1037		1037	0.09
SPZ1060		1060	0.09
SPZ1062		1062	0.09
	3V425	1075	0.09
SPZ1087		1087	0.09
SPZ1090		1090	0.09
SPZ1112		1112	0.09
SPZ1120		1120	0.09
SPZ1137	3V450	1137	0.09
SPZ1150		1150	0.10
SPZ1162		1162	0.11
SPZ1180		1180	0.11
SPZ1187		1187	0.11
	3V475	1205	0.11
SPZ1212		1212	0.12
SPZ1215		1215	0.12
SPZ1237		1237	0.12
SPZ1250		1250	0.12

SPZ / 3V Cont.			
Width 10mm		Height 8mm	
Belt Ref. (ISO)	Belt Ref. (RMA)	Datum Length (mm)	Weight (kg)
SPZ1262	3V500	1262	0.13
SPZ1285		1285	0.13
SPZ1287		1287	0.13
SPZ1312		1312	0.13
SPZ1320		1320	0.13
SPZ1337	3V530	1337	0.14
SPZ1360		1360	0.14
SPZ1362		1362	0.14
SPZ1387		1387	0.14
SPZ1400		1400	0.14
	3V560	1420	0.15
SPZ1437		1437	0.15
SPZ1450		1450	0.15
SPZ1462		1462	0.16
SPZ1487		1487	0.16
SPZ1500		1500	0.16
	3V600	1520	0.17
SPZ1550		1550	0.17
SPZ1587		1587	0.17
SPZ1600	3V630	1600	0.17
SPZ1612		1612	0.17
SPZ1637		1637	0.17
SPZ1650	3V650	1650	0.17
SPZ1700	3V670	1700	0.17
SPZ1750		1750	0.17
SPZ1787		1787	0.17
SPZ1800	3V710	1800	0.18
SPZ1837		1837	0.18
SPZ1850	3V730	1850	0.18
SPZ1900	3V750	1900	0.18
SPZ1950		1950	0.18
SPZ2000		2000	0.19
	3V800	2030	0.20
SPZ2060		2060	0.20
SPZ2120	3V830	2120	0.20
	3V850	2160	0.20
SPZ2180		2180	0.20
SPZ2240		2240	0.20
	3V900	2280	0.21
SPZ2360		2360	0.21
	3V950	2410	0.22
SPZ2430		2430	0.22
SPZ2500		2500	0.23
	3V1000	2540	0.24
SPZ2650		2650	0.24
	3V1060	2690	0.24
SPZ2800		2800	0.24
	3V1120	2840	0.25
SPZ3000	3V1180	3000	0.25
SPZ3150	3V1250	3150	0.25
SPZ3350	3V1320	3350	0.27
SPZ3550	3V1400	3550	0.29

SUPER HC®

SPA		
Width 13mm	Height 10mm	
Belt Ref. (ISO)	Datum Length (mm)	Weight (kg)
SPA732	732	0.12
SPA800	800	0.13
SPA832	832	0.14
SPA850	850	0.14
SPA857	857	0.14
SPA882	882	0.15
SPA900	900	0.15
SPA907	907	0.15
SPA925	925	0.15
SPA932	932	0.16
SPA950	950	0.16
SPA957	957	0.16
SPA975	975	0.17
SPA982	982	0.17
SPA1000	1000	0.17
SPA1007	1007	0.17
SPA1030	1030	0.18
SPA1032	1032	0.18
SPA1057	1057	0.18
SPA1060	1060	0.18
SPA1082	1082	0.18
SPA1090	1090	0.19
SPA1107	1107	0.19
SPA1120	1120	0.19
SPA1132	1132	0.20
SPA1150	1150	0.20
SPA1157	1157	0.20
SPA1180	1180	0.21
SPA1207	1207	0.21
SPA1215	1215	0.21
SPA1232	1232	0.22
SPA1250	1250	0.22
SPA1257	1257	0.22
SPA1282	1282	0.23
SPA1285	1285	0.23
SPA1307	1307	0.23
SPA1320	1320	0.23
SPA1332	1332	0.23
SPA1357	1357	0.24
SPA1360	1360	0.24
SPA1382	1382	0.24
SPA1400	1400	0.24
SPA1407	1407	0.24
SPA1432	1432	0.25
SPA1450	1450	0.25
SPA1457	1457	0.26
SPA1482	1482	0.26

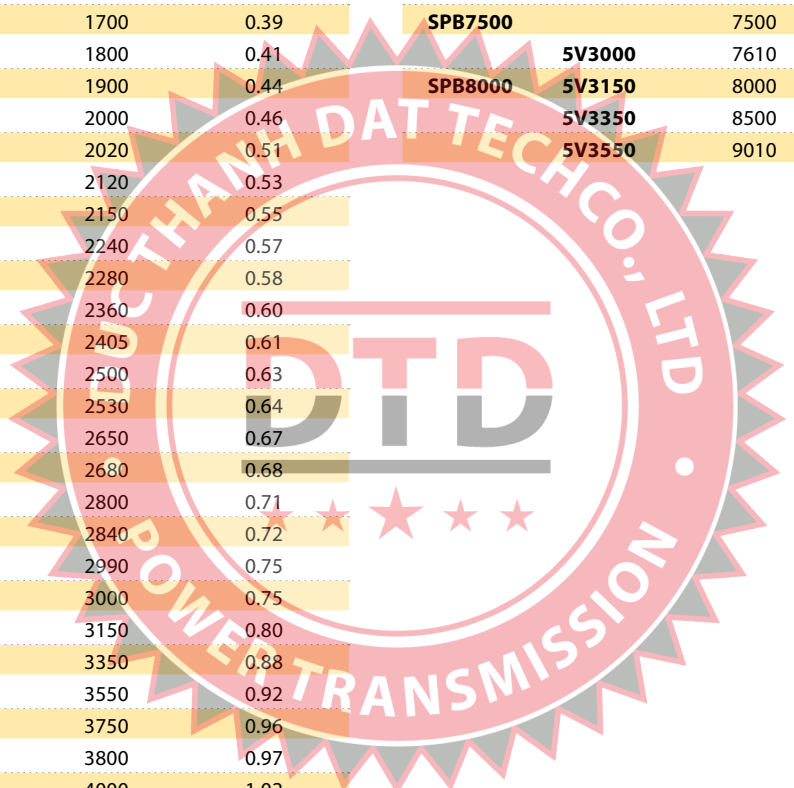
SPA Cont.		
Width 13mm	Height 10mm	
Belt Ref. (ISO)	Datum Length (mm)	Weight (kg)
SPA1500	1500	0.26
SPA1507	1507	0.26
SPA1532	1532	0.27
SPA1550	1550	0.26
SPA1557	1557	0.26
SPA1600	1600	0.27
SPA1650	1650	0.28
SPA1700	1700	0.29
SPA1732	1732	0.29
SPA1750	1750	0.30
SPA1782	1782	0.30
SPA1800	1800	0.31
SPA1832	1832	0.31
SPA1857	1857	0.32
SPA1900	1900	0.32
SPA1932	1932	0.33
SPA1950	1950	0.33
SPA2000	2000	0.33
SPA2032	2032	0.34
SPA2060	2060	0.34
SPA2082	2082	0.34
SPA2120	2120	0.35
SPA2132	2132	0.35
SPA2207	2207	0.36
SPA2240	2240	0.37
SPA2300	2300	0.37
SPA2360	2360	0.38
SPA2430	2430	0.39
SPA2500	2500	0.40
SPA2650	2650	0.43
SPA2800	2800	0.45
SPA2900	2900	0.47
SPA3000	3000	0.48
SPA3150	3150	0.51
SPA3350	3350	0.54
SPA3550	3550	0.57
SPA3750	3750	0.60
SPA4000	4000	0.64
SPA4250	4250	0.68
SPA4500	4500	0.72
SPA5000	5000	0.80

V-Belts

SUPER HC®

SPB / 5V			
Width 17mm		Height 13mm	
Belt Ref. (ISO)	Belt Ref. (RMA)	Datum Length (mm)	Weight (kg)
SPB1250		1250	0.28
	5V500	1260	0.29
	5V530	1340	0.31
	5V560	1410	0.33
SPB1500		1500	0.34
	5V600	1510	0.37
	5V630	1590	0.39
SPB1600		1600	0.39
	5V670	1690	0.39
SPB1700		1700	0.39
SPB1800	5V710	1800	0.41
SPB1900	5V750	1900	0.44
SPB2000		2000	0.46
	5V800	2020	0.51
SPB2120		2120	0.53
	5V850	2150	0.55
SPB2240		2240	0.57
	5V900	2280	0.58
SPB2360		2360	0.60
	5V950	2405	0.61
SPB2500		2500	0.63
	5V1000	2530	0.64
SPB2650		2650	0.67
	5V1060	2680	0.68
SPB2800		2800	0.71
	5V1120	2840	0.72
	5V1180	2990	0.75
SPB3000		3000	0.75
SPB3150	5V1250	3150	0.80
SPB3350	5V1320	3350	0.88
SPB3550	5V1400	3550	0.92
SPB3750		3750	0.96
	5V1500	3800	0.97
SPB4000		4000	1.02
	5V1600	4050	1.03
	5V1630	4130	1.05
SPB4250		4250	1.09
	5V1700	4310	1.09
	5V1710	4340	1.10
SPB4500		4500	1.21
	5V1800	4560	1.23
SPB4750		4750	1.27
	5V1900	4820	1.30
SPB5000		5000	1.33
	5V2000	5070	1.38
SPB5300		5300	1.43
	5V2120	5370	1.46

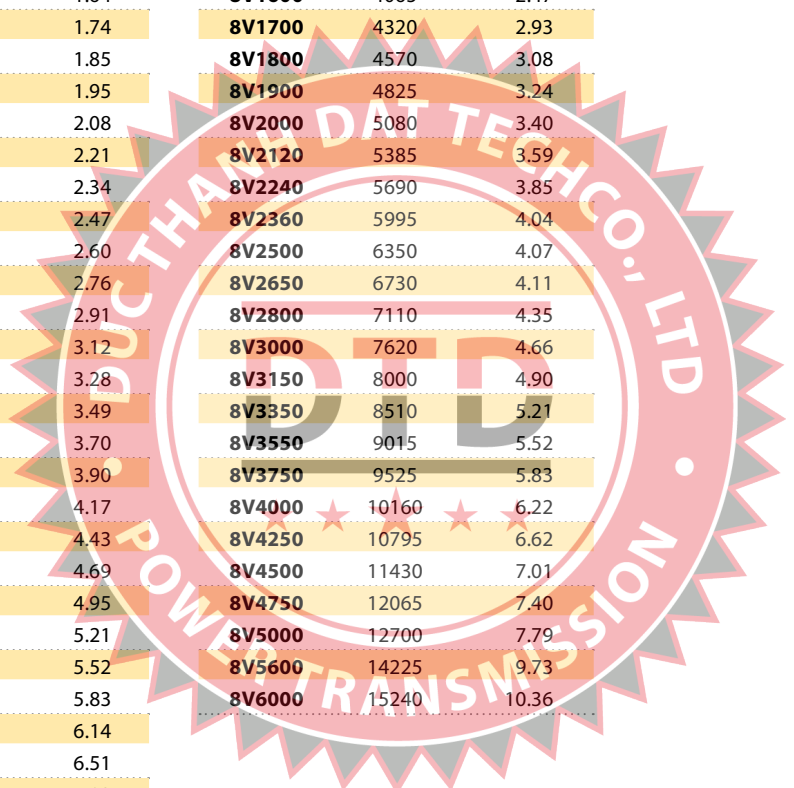
SPB / 5V Cont.			
Width 17mm		Height 13mm	
Belt Ref. (ISO)	Belt Ref. (RMA)	Datum Length (mm)	Weight (kg)
SPB5600		5600	1.48
	5V2240	5680	1.57
	5V2360	5980	1.57
SPB6000		6000	1.58
SPB6300		6300	1.58
	5V2500	6340	1.59
SPB6700		6700	1.60
	5V2650	6720	1.84
SPB7100	5V2800	7100	1.79
SPB7500		7500	1.81
	5V3000	7610	1.91
SPB8000	5V3150	8000	2.02
	5V3350	8500	2.15
	5V3550	9010	



SUPER HC®

SPC		
Width 22mm	Height 18mm	
Belt Ref. (ISO)	Datum Length (mm)	Weight (kg)
SPC2000	2000	1.04
SPC2120	2120	1.10
SPC2240	2240	1.16
SPC2360	2360	1.23
SPC2500	2500	1.30
SPC2650	2650	1.38
SPC2800	2800	1.46
SPC3000	3000	1.56
SPC3150	3150	1.64
SPC3350	3350	1.74
SPC3550	3550	1.85
SPC3750	3750	1.95
SPC4000	4000	2.08
SPC4250	4250	2.21
SPC4500	4500	2.34
SPC4750	4750	2.47
SPC5000	5000	2.60
SPC5300	5300	2.76
SPC5600	5600	2.91
SPC6000	6000	3.12
SPC6300	6300	3.28
SPC6700	6700	3.49
SPC7100	7100	3.70
SPC7500	7500	3.90
SPC8000	8000	4.17
SPC8500	8500	4.43
SPC9000	9000	4.69
SPC9500	9500	4.95
SPC10000	10000	5.21
SPC10600	10600	5.52
SPC11200	11200	5.83
SPC11800	11800	6.14
SPC12500	12500	6.51
SPC13500	13500	7.03
SPC13800	13800	7.19
SPC14200	14200	7.39
SPC15000	15000	7.81
SPC16000	16000	8.59

8V		
Width 26mm	Height 23mm	
Belt Ref. (RMA)	Effective Length (mm)	Weight (kg)
8V1000	2540	1.52
8V1060	2690	1.61
8V1120	2845	1.90
8V1180	2995	1.99
8V1250	3175	2.00
8V1320	3355	2.02
8V1400	3555	2.15
8V1500	3810	2.31
8V1600	4065	2.47
8V1700	4320	2.93
8V1800	4570	3.08
8V1900	4825	3.24
8V2000	5080	3.40
8V2120	5385	3.59
8V2240	5690	3.85
8V2360	5995	4.04
8V2500	6350	4.07
8V2650	6730	4.11
8V2800	7110	4.35
8V3000	7620	4.66
8V3150	8000	4.90
8V3350	8510	5.21
8V3550	9015	5.52
8V3750	9525	5.83
8V4000	10160	6.22
8V4250	10795	6.62
8V4500	11430	7.01
8V4750	12065	7.40
8V5000	12700	7.79
8V5600	14225	9.73
8V6000	15240	10.36



V-Belts

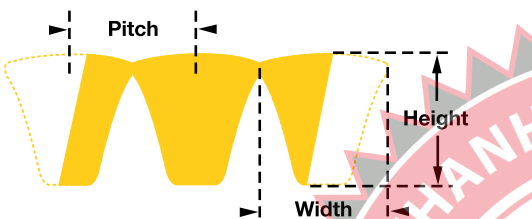
SUPER HC® POWERBAND®

Wrapped V-belt of narrow section



Gates Super HC® Powerband® offers a solution for drives where single belts vibrate, turn over or jump off the pulleys.

Gates Super HC® Powerband® is especially developed for drives subjected to pulsating loads. It consists of several V-belts joined together by a permanent, high strength tie band, thus being tougher than all the belts taken separately.



Sections & nominal dimensions:			
	Pitch (mm)	Width (mm)	Height (mm)
SPB	19.00	16	13
SPC	25.50	22	18
3V	10.30	10	8
5V	17.50	16	13
8V	28.60	26	23

Identification

Durable marking indicating type and dimensions.

Construction

- Narrow cross-section.
- Wrapped construction.
- Strong band controls belt-to-belt distance and prevents sideways bending.
- Flex bonded tensile cords are vulcanized as one solid unit making the belt highly resistant to tensile and flexing forces, fatigue and shock loads.
- Concave sides and arched top.
- Flex Weave® cover protects the belt core from the toughest environments.
- Elastomeric compound protects the belt against heat, ozone and sunlight.
- Static conductive - ISO 1813 and RMA IP3-3.

Advantages

- Better resistance to vibrations.
- High stability and smooth running on the toughest drives.
- Temperature ranges from -30°C to +60°C.
- Important design economies possible.
- Savings in drive space and weight due to high transmission efficiency.

Standard number of ribs:

	2	3	4	5
SPB	X	X	X	X
SPC	X	X	X	X
3V	X	X	X	X
5V	X	X	X	X
8V		X	X	X

NOTE:

Please contact Gates Customer Service for higher number of ribs.

Super HC® Powerband ordering code is composed as follows:

3/SPB3750	
3	- Number of ribs
SPB	- Section
3750	- Datum length (mm)
2/3V1250	
2	- Number of ribs
3V	- Section
1250	- Effective length (1/10 inch)



SUPER HC® POWERBAND®

SPB			SPC		
Width 17mm		Height 13mm	Width 22mm		Height 18mm
Belt Ref. (ISO)	Datum Length (mm)	Weight per Rib (kg)	Belt Ref. (ISO)	Datum Length (mm)	Weight per Rib (kg)
SPB 2120	2120	0.61	SPC 3000	3000	1.70
SPB 2240	2240	0.62	SPC 3150	3150	1.80
SPB 2360	2360	0.66	SPC 3350	3350	1.91
SPB 2500	2500	0.70	SPC 3550	3550	2.03
SPB 2650	2650	0.77	SPC 3750	3750	2.15
SPB 2800	2800	0.80	SPC 4000	4000	2.27
SPB 3000	3000	0.85	SPC 4250	4250	2.42
SPB 3150	3150	0.90	SPC 4500	4500	2.60
SPB 3350	3350	0.96	SPC 4750	4750	2.75
SPB 3550	3550	1.02	SPC 5000	5000	2.87
SPB 3750	3750	1.07	SPC 5300	5300	3.09
SPB 4000	4000	1.15	SPC 5600	5600	3.27
SPB 4250	4250	1.23	SPC 6000	6000	3.42
SPB 4500	4500	1.29	SPC 6300	6300	3.64
SPB 4750	4750	1.38	SPC 6700	6700	3.85
SPB 5000	5000	1.46	SPC 7100	7100	4.12
SPB 5300	5300	1.55	SPC 7500	7500	4.39
SPB 5600	5600	1.64	SPC 8000	8000	4.64
SPB 6000	6000	1.77	SPC 8500	8500	4.94
SPB 6300	6300	1.84	SPC 9000	9000	5.21
SPB 6700	6700	1.95	SPC 10000	10000	5.85
SPB 7100	7100	2.08	SPC 10600	10600	6.21
SPB 7500	7500	2.19	SPC 11200	11200	6.58
SPB 8000	8000	2.35			



Powerband® Matching
 SPB and SPC Powerbands must be ordered as matched sets for multiple powerband drives.

SUPER HC® POWERBAND®

V-Belts

3V			5V			8V		
Width 10mm		Height 8mm	Width 17mm		Height 13mm	Width 26mm		Height 23mm
Belt Ref. (RMA)	Effective Length (mm)	Weight per Rib (kg)	Belt Ref. (RMA)	Effective Length (mm)	Weight per Rib (kg)	Belt Ref. (RMA)	Effective Length (mm)	Weight per Rib (kg)
3V 300	635	0.08	5V 500	1270	0.32	8V 1000	2540	1.77
3V 315	675	0.09	5V 530	1345	0.36	8V 1060	2690	1.89
3V 335	710	0.09	5V 560	1420	0.39	8V 1120	2845	2.01
3V 355	900	0.09	5V 600	1525	0.44	8V 1180	3000	2.12
3V 375	950	0.10	5V 630	1600	0.45	8V 1250	3175	2.27
3V 400	1015	0.11	5V 670	1700	0.47	8V 1320	3355	2.39
3V 425	1080	0.12	5V 710	1800	0.54	8V 1400	3555	2.54
3V 450	1145	0.13	5V 750	1905	0.54	8V 1500	3810	2.73
3V 475	1205	0.13	5V 800	2030	0.57	8V 1600	4065	2.88
3V 500	1270	0.14	5V 850	2160	0.62	8V 1700	4315	3.07
3V 530	1345	0.15	5V 900	2285	0.63	8V 1800	4570	3.30
3V 560	1420	0.15	5V 950	2415	0.68	8V 1900	4825	3.49
3V 600	1525	0.17	5V 1000	2540	0.71	8V 2000	5080	3.64
3V 630	1600	0.18	5V 1060	2690	0.78	8V 2120	5385	3.86
3V 670	1700	0.19	5V 1120	2845	0.81	8V 2240	5690	4.09
3V 710	1805	0.20	5V 1180	3000	0.85	8V 2360	5995	4.28
3V 750	1905	0.21	5V 1200	3050	0.86	8V 2500	6350	4.55
3V 800	2030	0.23	5V 1210	3075	0.87	8V 2650	6730	4.81
3V 850	2160	0.24	5V 1250	3175	0.91	8V 2800	7110	5.15
3V 900	2285	0.25	5V 1320	3355	0.96	8V 3000	7620	5.49
3V 950	2415	0.27	5V 1400	3555	1.02	8V 3150	8000	5.80
3V 1000	2540	0.29	5V 1500	3810	1.09	8V 3350	8510	6.17
3V 1060	2690	0.30	5V 1600	4065	1.17	8V 3550	9015	6.51
3V 1120	2845	0.32	5V 1700	4315	1.25	8V 3750	9525	6.85
3V 1180	2995	0.34	5V 1800	4570	1.31	8V 4000	10160	7.31
3V 1250	3175	0.36	5V 1900	4825	1.40	8V 4250	10795	7.76
3V 1320	3350	0.38	5V 2000	5080	1.48	8V 4500	11430	8.22
3V 1400	3555	0.40	5V 2120	5385	1.57	8V 4750	12065	8.71
			5V 2240	5690	1.67	8V 5000	12700	9.17
			5V 2360	5995	1.77	8V 5600	14225	10.34
			5V 2500	6350	1.85	8V 6000	15240	11.10
			5V 2650	6730	1.96			
			5V 2800	7110	2.08			
			5V 3000	7620	2.22			
			5V 3150	8000	2.35			
			5V 3350	8510	2.50			
			5V 3550	9015	2.63			

Powerband® Matching

All 3V, 5V and 8V powerbands shown comply with Gates V80 matching system, except 3V sizes below 750 and 5V sizes below 630.

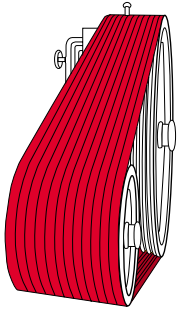
QUAD-POWER® III

Raw edge, moulded notch, narrow cross-section, high temp

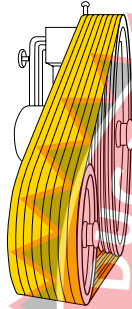


The Gates Quad-Power® belt has undergone several evolutions in design since its introduction over 15 years ago. New materials and advanced-design features have led to a new generation of Quad-Power® III V-belt drives that outperform all similarly sized belt drives in a wide range of applications, yielding cost advantages for users, and greater design freedom for engineers.

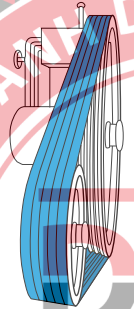
Quad-Power® III has been developed to replace traditional V-belts on applications where space, weight savings and temperature resistance are required. Extensive testing has shown that Gates' Quad-Power® III V-belts offer up to 15% higher power rating than Quad-Power® II.



Hi-Power®
12 x B46
pulley width:
234mm 25000
hr belt life



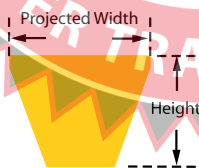
Super HC®
8 x SPB1250
pulley width:
158mm 25000
hr belt life



Quad-Power® III
5 x XPB1250
pulley width:
101mm 25000
hr belt life

Sections & nominal dimensions:
Width (mm) Height (mm)

Section	Width (mm)	Height (mm)
XPZ, 3VX	10	8
XPA	13	10
XPB, 5VX	16	13
XPC	22	18
8VX	26	23



* As described in the ISO standards, nominal dimensions define the pulleys for which these belts are suitable. They do not represent the exact belt size. These are determined by the belt construction and are Gates proprietary.



Identification

Durable blue marking indicating type and dimensions

Construction

- Narrow cross-section.
- Moulded notch, raw edge construction.
- Optimised notch profile reduces and evenly distributes thermal and bending stresses. Notch depth is in proportion to the cross-section to ensure perfect stability.
- Precision-ground sidewalls reduce centre distance variations, vibration and uniform wedging action.
- Fibre-loaded elastomeric compound withstands heat, ozone, and sunlight and provides better cord support.
- High-Strength low-elongation polyester tensile cords.
- Flex-bonded polyester tensile cords are vulcanized as one solid unit, increasing the belt's resistance to tensile and flexing forces.
- Double Flew-Weave® textile backing protects the belt against wear – especially when back idlers are used.
- Cross-cords improve belt stability.
- Even with severe slippage, the belt will not catch fire from heat buildup.
- Static conductive – ISO 1813 and RMA IP3-3

Advantages

- Increased operating temperature range -40° to +110°C
- Excellent performance/cost ratio.
- Offers increased performance, power capacity is at least 15% higher power ratings than Gates Quad-Power® II belts.
- Cost and space savings.
- Match system: all sizes meet Gates UNISSET tolerances, they can be installed without matching.

Note:

Quad-Power® II & Quad-Power® III belts should not be used together on the same drive.

Quad-Power® III ordering code is composed as follows:

XPZ630	
XPZ	- Section
630	- Datum Length (mm)
5VX1120	
5VX	- Section
1120	- Effective Length (1/10 inch)

QUAD-POWER® III

XPZ / 3VX			
Width 10mm		Height 8mm	
Belt Ref. (ISO)	Belt Ref. (RMA)	Datum Length (mm)	Weight (kg)
XPZ600	3VX238	600	0.07
XPZ630	3VX250	630	0.07
XPZ637	3VX252	637	0.07
XPZ662	3VX262	662	0.07
XPZ670	3VX265	670	0.07
XPZ687	3VX272	687	0.07
XPZ710	3VX280	710	0.07
XPZ722	3VX286	722	0.07
XPZ730	3VX289	730	0.07
XPZ737	3VX292	737	0.07
XPZ750	3VX297	750	0.07
XPZ762	3VX300	762	0.08
XPZ772	3VX305	772	0.09
XPZ787	3VX311	787	0.10
XPZ800	3VX315	800	0.11
XPZ812	3VX321	812	0.11
	3VX326	825	0.11
XPZ837	3VX331	837	0.11
XPZ850	3VX335	850	0.11
XPZ862	3VX341	862	0.11
XPZ875	3VX346	875	0.11
XPZ887	3VX350	887	0.11
XPZ900	3VX355	900	0.11
XPZ912	3VX360	912	0.11
XPZ925	3VX366	925	0.12
XPZ937	3VX370	937	0.12
XPZ950	3VX375	950	0.12
XPZ962	3VX380	962	0.12
XPZ975	3VX385	975	0.12
XPZ980	3VX387	980	0.12
XPZ987	3VX390	987	0.12
XPZ1000	3VX395	1000	0.12
XPZ1012	3VX400	1012	0.13
XPZ1030	3VX407	1030	0.13
XPZ1037	3VX410	1037	0.13
	3VX415	1050	0.13
XPZ1060	3VX419	1060	0.13
XPZ1080	3VX425	1080	0.13
XPZ1087	3VX429	1087	0.13
XPZ1112	3VX439	1112	0.13
XPZ1120	3VX442	1120	0.13
XPZ1140	3VX450	1140	0.14
XPZ1150	3VX454	1150	0.14
XPZ1162	3VX459	1162	0.14
XPZ1180	3VX464	1180	0.14
XPZ1187	3VX469	1187	0.14
XPZ1202	3VX475	1202	0.14
XPZ1212	3VX479	1212	0.14
XPZ1237	3VX487	1237	0.15
XPZ1250	3VX494	1250	0.15
XPZ1262	3VX498	1262	0.15

XPZ / 3VX Cont.			
Width 10mm		Height 8mm	
Belt Ref. (ISO)	Belt Ref. (RMA)	Datum Length (mm)	Weight (kg)
XPZ1270	3VX500	1270	0.15
XPZ1280	3VX505	1280	0.15
XPZ1287	3VX508	1287	0.16
XPZ1312	3VX518	1312	0.17
XPZ1320	3VX520	1320	0.17
XPZ1337	3VX530	1337	0.17
XPZ1362	3VX538	1362	0.17
	3VX540	1362	0.17
	3VX550	1400	0.18
XPZ1400	3VX553	1400	0.18
XPZ1412	3VX557	1412	0.18
XPZ1420	3VX560	1420	0.18
XPZ1437	3VX567	1437	0.18
	3VX570	1450	0.18
XPZ1450	3VX572	1450	0.18
	3VX580	1470	0.18
XPZ1487	3VX587	1487	0.18
	3VX590	1500	0.18
XPZ1500	3VX592	1500	0.18
XPZ1512	3VX597	1512	0.18
XPZ1520	3VX600	1520	0.19
XPZ1537	3VX607	1537	0.19
XPZ1550	3VX612	1550	0.19
	3VX616	1560	0.19
XPZ1587	3VX626	1587	0.19
XPZ1600	3VX630	1600	0.19
XPZ1650	3VX650	1650	0.20
XPZ1687	3VX666	1687	0.20
XPZ1700	3VX670	1700	0.20
XPZ1750	3VX690	1750	0.21
XPZ1800	3VX710	1800	0.21
XPZ1850	3VX730	1850	0.21
XPZ1900	3VX750	1900	0.22
XPZ1950	3VX771	1950	0.22
XPZ2000	3VX790	2000	0.22
XPZ2030	3VX800	2030	0.23
	3VX826	2095	0.23
XPZ2120	3VX836	2120	0.23
XPZ2160	3VX850	2160	0.23
XPZ2240	3VX883	2240	0.23
XPZ2280	3VX900	2280	0.23
	3VX926	2350	0.25
XPZ2360	3VX931	2360	0.25
XPZ2410	3VX950	2410	0.25
	3VX974	2470	0.25
XPZ2500	3VX986	2500	0.25
XPZ2540	3VX1000	2540	0.26
	3VX1027	2605	0.27
XPZ2650	3VX1045	2650	0.27
XPZ2690	3VX1060	2690	0.27
	3VX1088	2755	0.28

QUAD-POWER® III

XPZ / 3VX Cont.			
Width 10mm		Height 8mm	
Belt Ref. (ISO)	Belt Ref. (RMA)	Datum Length (mm)	Weight (kg)
XPZ2800	3VX1104	2800	0.28
XPZ2840	3VX1120	2840	0.28
	3VX1146	2910	0.30
XPZ3000	3VX1180	3000	0.30
	3VX1224	3105	0.32
XPZ3150	3VX1242	3150	0.33
	3VX1250	3170	0.33
	3VX1296	3285	0.34
XPZ3350	3VX1320	3350	0.35
XPZ3550	3VX1400	3550	0.37

XPA		
Width 13mm	Height 10mm	
Belt Ref. (ISO)	Datum Length (mm)	Weight (kg)
XPA690	690	0.08
XPA732	732	0.09
XPA747	747	0.09
XPA757	757	0.09
XPA782	782	0.09
XPA800	800	0.10
XPA832	832	0.10
XPA850	850	0.10
XPA857	857	0.10
XPA882	882	0.10
XPA900	900	0.11
XPA907	907	0.11
XPA925	925	0.11
XPA932	932	0.11
XPA950	950	0.11
XPA957	957	0.11
XPA975	975	0.12
XPA982	982	0.12
XPA1000	1000	0.12
XPA1007	1007	0.12
XPA1030	1030	0.12
XPA1060	1060	0.13
XPA1082	1082	0.13
XPA1090	1090	0.13
XPA1107	1107	0.13
XPA1120	1120	0.13
XPA1140	1140	0.14
XPA1150	1150	0.14

XPA Cont.		
Width 13mm	Height 10mm	
Belt Ref. (ISO)	Datum Length (mm)	Weight (kg)
XPA1157	1157	0.14
XPA1180	1180	0.14
XPA1207	1207	0.14
XPA1215	1215	0.15
XPA1232	1232	0.15
XPA1250	1250	0.15
XPA1257	1257	0.15
XPA1282	1282	0.15
XPA1285	1285	0.16
XPA1307	1307	0.16
XPA1320	1320	0.16
XPA1332	1332	0.16
XPA1357	1357	0.16
XPA1360	1360	0.16
XPA1367	1367	0.17
XPA1382	1382	0.17
XPA1400	1400	0.17
XPA1450	1450	0.17
XPA1457	1457	0.17
XPA1482	1482	0.18
XPA1500	1500	0.18
XPA1507	1507	0.18
XPA1532	1532	0.19
XPA1550	1550	0.19
XPA1582	1582	0.19
XPA1600	1600	0.19
XPA1632	1632	0.20
XPA1650	1650	0.20

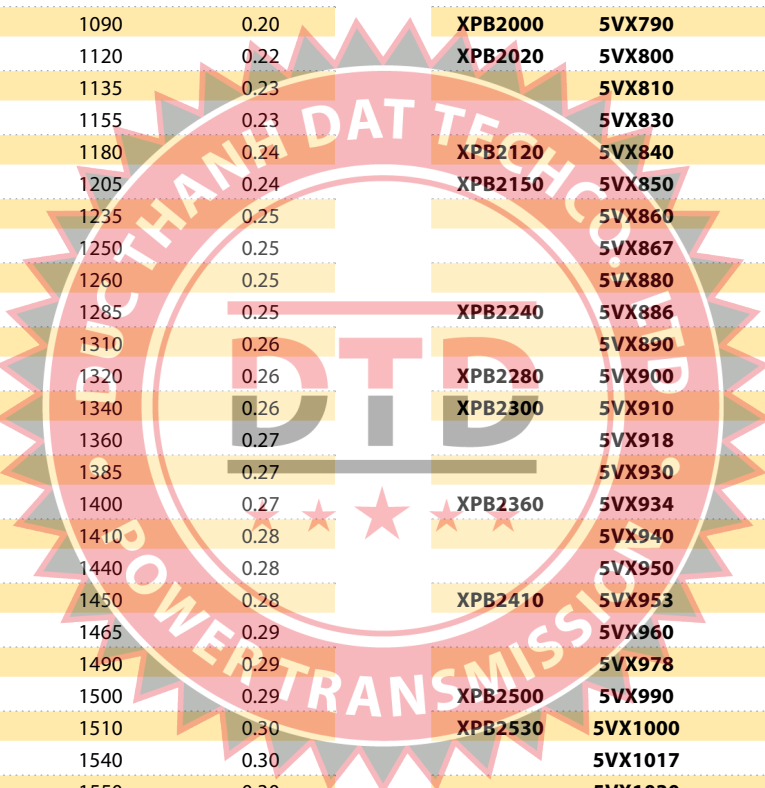
XPA Cont.		
Width 13mm	Height 10mm	
Belt Ref. (ISO)	Datum Length (mm)	Weight (kg)
XPA1657	1657	0.20
XPA1680	1680	0.20
XPA1700	1700	0.20
XPA1732	1732	0.20
XPA1750	1750	0.21
XPA1782	1782	0.21
XPA1800	1800	0.21
XPA1850	1850	0.21
XPA1900	1900	0.22
XPA1950	1950	0.22
XPA2000	2000	0.22
XPA2060	2060	0.22
XPA2120	2120	0.23
XPA2180	2180	0.23
XPA2240	2240	0.24
XPA2360	2360	0.26
XPA2430	2430	0.26
XPA2500	2500	0.27
XPA2650	2650	0.29
XPA2800	2800	0.30
XPA3000	3000	0.33
XPA3150	3150	0.36
XPA3350	3350	0.38
XPA3550	3550	0.40
XPA3750	3750	0.43
XPA4000	4000	0.46

V-Belts

QUAD-POWER® III

XPB / 5VX			
Width 16mm		Height 13mm	
Belt Ref. (ISO)	Belt Ref. (RMA)	Datum Length (mm)	Weight (kg)
	5VX350	880	0.15
	5VX362	910	0.16
	5VX372	935	0.17
	5VX382	960	0.17
	5VX392	985	0.18
XPB1000	5VX398	1000	0.18
	5VX402	1010	0.18
XPB1060	5VX422	1060	0.19
XPB1080	5VX430	1080	0.20
	5VX433	1090	0.20
XPB1120	5VX445	1120	0.22
	5VX450	1135	0.23
	5VX459	1155	0.23
XPB1180	5VX470	1180	0.24
	5VX479	1205	0.24
	5VX490	1235	0.25
XPB1250	5VX497	1250	0.25
XPB1260	5VX500	1260	0.25
	5VX510	1285	0.25
	5VX519	1310	0.26
XPB1320	5VX524	1320	0.26
XPB1340	5VX530	1340	0.26
	5VX540	1360	0.27
	5VX550	1385	0.27
XPB1400	5VX556	1400	0.27
XPB1410	5VX560	1410	0.28
	5VX570	1440	0.28
XPB1450	5VX575	1450	0.28
	5VX580	1465	0.29
	5VX590	1490	0.29
XPB1500	5VX595	1500	0.29
XPB1510	5VX600	1510	0.30
	5VX610	1540	0.30
XPB1550	5VX615	1550	0.30
	5VX619	1560	0.30
XPB1590	5VX630	1590	0.30
XPB1600	5VX634	1600	0.31
	5VX650	1640	0.31
XPB1650	5VX654	1650	0.31
	5VX660	1665	0.32
XPB1690	5VX670	1690	0.32
XPB1700	5VX674	1700	0.32
	5VX680	1715	0.33
	5VX690	1740	0.33
XPB1750	5VX693	1750	0.33
	5VX710	1795	0.34
XPB1800	5VX713	1800	0.34
	5VX720	1820	0.35

XPB / 5VX Cont.			
Width 16mm		Height 13mm	
Belt Ref. (ISO)	Belt Ref. (RMA)	Datum Length (mm)	Weight (kg)
	5VX730	1845	0.35
XPB1850	5VX733	1850	0.35
	5VX740	1870	0.35
	5VX750	1895	0.36
XPB1900	5VX753	1900	0.36
	5VX760	1920	0.36
	5VX769	1945	0.37
XPB1950	5VX772	1950	0.37
	5VX780	1970	0.37
XPB2000	5VX790	2000	0.38
XPB2020	5VX800	2020	0.38
	5VX810	2045	0.39
	5VX830	2100	0.40
XPB2120	5VX840	2120	0.40
XPB2150	5VX850	2150	0.40
	5VX860	2175	0.41
	5VX867	2190	0.42
	5VX880	2225	0.43
XPB2240	5VX886	2240	0.43
	5VX890	2250	0.43
XPB2280	5VX900	2280	0.44
XPB2300	5VX910	2300	0.44
	5VX918	2320	0.45
	5VX930	2355	0.45
XPB2360	5VX934	2360	0.45
	5VX940	2380	0.45
	5VX950	2405	0.45
XPB2410	5VX953	2410	0.45
	5VX960	2430	0.46
	5VX978	2475	0.47
XPB2500	5VX990	2500	0.47
XPB2530	5VX1000	2530	0.49
	5VX1017	2575	0.49
	5VX1030	2605	0.50
XPB2650	5VX1050	2650	0.50
XPB2680	5VX1060	2680	0.51
	5VX1080	2735	0.52
XPB2800	5VX1108	2800	0.52
	5VX1120	2835	0.54
XPB2840	5VX1123	2840	0.54
	5VX1139	2885	0.55
XPB2900	5VX1146	2900	0.55
	5VX1150	2910	0.56
	5VX1162	2940	0.57
XPB2990	5VX1180	2990	0.58
XPB3000	5VX1186	3000	0.58
	5VX1220	3090	0.59
	5VX1230	3115	0.60

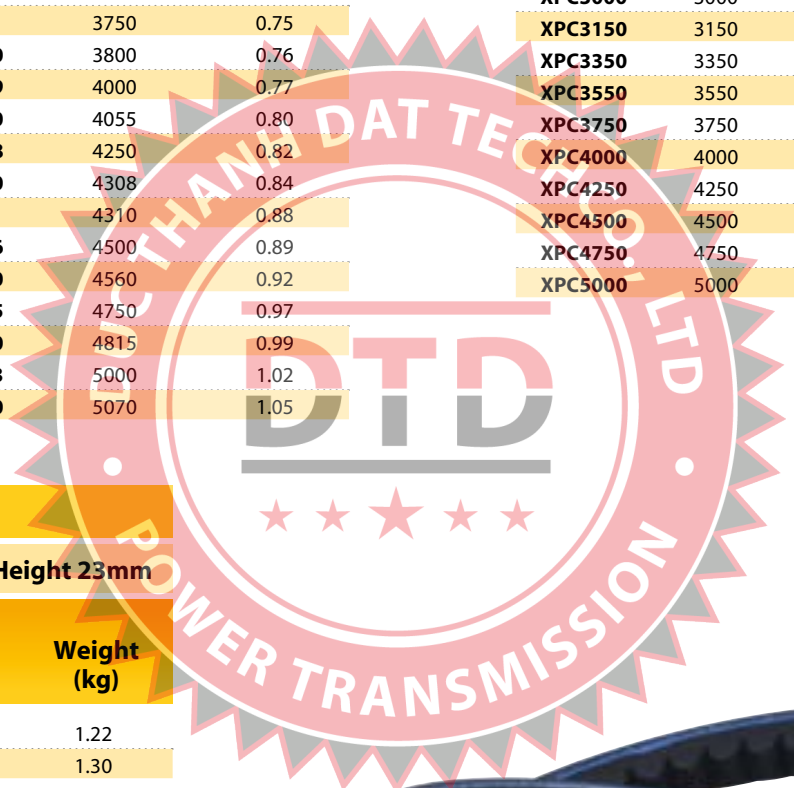


QUAD-POWER® III

XPB / 5VX Cont.			
Width 16mm		Height 13mm	
Belt Ref. (ISO)	Belt Ref. (RMA)	Datum Length (mm)	Weight (kg)
XPB3150	5VX1250	3150	0.61
	5VX1277	3235	0.64
XPB3320	5VX1312	3320	0.66
	5VX1320	3345	0.68
XPB3350	5VX1323	3350	0.68
XPB3440	5VX1359	3440	0.69
	5VX1374	3480	0.69
XPB3550	5VX1400	3550	0.71
	5VX1469	3720	0.74
XPB3750	5VX1481	3750	0.75
	5VX1500	3800	0.76
XPB4000	5VX1579	4000	0.77
	5VX1600	4055	0.80
XPB4250	5VX1678	4250	0.82
	5VX1700	4308	0.84
	5VX1701	4310	0.88
XPB4500	5VX1776	4500	0.89
	5VX1800	4560	0.92
XPB4750	5VX1875	4750	0.97
	5VX1900	4815	0.99
XPB5000	5VX1973	5000	1.02
	5VX2000	5070	1.05

XPC		
Width 22mm		Height 18mm
Belt Ref. (ISO)	Datum Length (mm)	Weight (kg)
XPC1900	1900	0.65
XPC2000	2000	0.68
XPC2120	2120	0.72
XPC2240	2240	0.76
XPC2360	2360	0.81
XPC2500	2500	0.85
XPC2650	2650	0.90
XPC2800	2800	0.95
XPC3000	3000	1.02
XPC3150	3150	1.08
XPC3350	3350	1.15
XPC3550	3550	1.21
XPC3750	3750	1.28
XPC4000	4000	1.37
XPC4250	4250	1.45
XPC4500	4500	1.54
XPC4750	4750	1.63
XPC5000	5000	1.72

8VX		
Width 26mm		Height 23mm
Belt Ref. (RMA)	Datum Length (mm)	Weight (kg)
8VX1000	2540	1.22
8VX1060	2690	1.30
8VX1120	2845	1.37
8VX1180	2995	1.44
8VX1250	3175	1.53
8VX1320	3355	1.61
8VX1400	3555	1.71
8VX1500	3810	1.84
8VX1600	4065	1.95
8VX1700	4320	2.08
8VX1800	4570	2.20
8VX1900	4825	2.32
8VX2000	5080	2.45



V-Belts

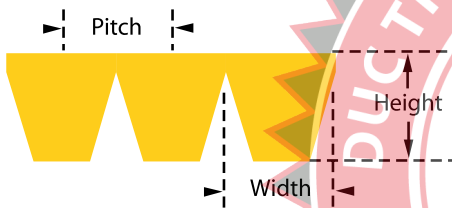
QUAD-POWER® III POWERBAND®

Raw edge, narrow section V-belt Powerbands, high temp.



Gates Quad-Power® III PowerBand® offers a stable position in the pulleys and a smooth running solution for drives where single belts vibrate and can rollover. It consists of several V-belts joined together by a permanent, high strength tie band, thus being tougher than all the belts taken separately. Quad-Power® III PowerBand® is easy to install and offers a high resistance to vibrations.

The tensile section consists of high-strength, low-elongation polyester tensile cords which are embedded in a newly developed blue-coloured adhesion layer. This layer develops an extra high bonding level between tensile cords and undercord material.



Sections & nominal dimensions:			
	Pitch (mm)	Width (mm)	Height (mm)
XPZ	12.0	10	8
XPA	15.0	13	10
XPB	19.0	16	13
3VX	10.3	10	8
5VX	17.5	16	13

Identification

Durable marking indicating type and dimensions.

Construction

- Narrow cross-section.
- Moulded Notch, raw edge construction.
- Strong tie band controls belt-to-belt distance and prevents sideways bending.
- Flex-bonded tensile cords are vulcanized as one solid unit making the belt highly resistant to tensile and flexing forces, fatigue and shock loads.
- Flat back construction reduces noise when used with a backside idler or tensioner.
- Elastomeric compound protects the belt against heat, ozone and sunlight.
- Static conductive (ISO 1813)

Advantages

- High stability and smooth running on the toughest drives.
- Better resistance to vibrations and belt roll-over.
- Increased operating temperature range -40° to +110°C
- Important design economies possible.
- Savings in drive space and weight due to high transmission efficiency.
- V80 Matching System applies for 3VX, 5VX belt types.
- Static Conductive - ISO 1813 and RMA IP3-3.

Standard number of ribs:

	2	3	4	5
3VX	X	X	X	X
5VX	X	X	X	X
XPZ	X	X	X	
XPA	X	X		
XPB	X	X		

NOTE:

XPZ, XPA, XPB are made to order and may be subject to minimum order quantities. Please contact Gates Customer Service for availability.



Quad-Power III Powerband ordering code is composed as follows:

2/XPA1030	
2	- Number of ribs
XPA	- Section
1030	- Datum Length (mm)
3/5VX950	
3	- Number of ribs
5VX	- Section
950	- Effective Length (1/10 inch)

QUAD-POWER® III POWERBAND®

XPZ		
Width 10mm	Height 8mm	
Belt Ref. (ISO)	Datum Length (mm)	Weight per Rib (kg)
XPZ 800	800	0.11
XPZ 850	850	0.11
XPZ 900	900	0.11
XPZ 950	950	0.12
XPZ 1000	1000	0.12
XPZ 1030	1030	0.13
XPZ 1060	1060	0.13
XPZ 1090	1090	0.13
XPZ 1120	1120	0.13
XPZ 1150	1150	0.14
XPZ 1180	1180	0.14
XPZ 1212	1212	0.14
XPZ 1250	1250	0.15
XPZ 1270	1270	0.15
XPZ 1320	1320	0.17
XPZ 1340	1340	0.17
XPZ 1362	1362	0.17
XPZ 1400	1400	0.18
XPZ 1420	1420	0.18
XPZ 1450	1450	0.18
XPZ 1500	1500	0.18
XPZ 1550	1550	0.19
XPZ 1600	1600	0.19
XPZ 1650	1650	0.20
XPZ 1700	1700	0.20
XPZ 1750	1750	0.21
XPZ 1800	1800	0.21
XPZ 1850	1850	0.21
XPZ 1900	1900	0.22
XPZ 1950	1950	0.22
XPZ 2000	2000	0.22
XPZ 2030	2030	0.23
XPZ 2120	2120	0.23
XPZ 2160	2160	0.23
XPZ 2240	2240	0.23
XPZ 2360	2360	0.25
XPZ 2500	2500	0.25
XPZ 2650	2650	0.27
XPZ 2800	2800	0.28
XPZ 3000	3000	0.30
XPZ 3150	3150	0.33
XPZ 3350	3350	0.35
XPZ 3550	3550	0.37

XPA		
Width 13mm	Height 10mm	
Belt Ref. (ISO)	Datum Length (mm)	Weight per Rib (kg)
XPA 800	800	0.10
XPA 850	850	0.10
XPA 900	900	0.11
XPA 950	950	0.11
XPA 1000	1000	0.12
XPA 1030	1030	0.12
XPA 1060	1060	0.13
XPA 1090	1090	0.13
XPA 1120	1120	0.13
XPA 1150	1150	0.14
XPA 1180	1180	0.14
XPA 1250	1250	0.15
XPA 1320	1320	0.16
XPA 1360	1360	0.16
XPA 1400	1400	0.17
XPA 1450	1450	0.17
XPA 1500	1500	0.18
XPA 1550	1550	0.19
XPA 1600	1600	0.19
XPA 1650	1650	0.20
XPA 1700	1700	0.20
XPA 1750	1750	0.21
XPA 1800	1800	0.22
XPA 1850	1850	0.22
XPA 1900	1900	0.21
XPA 1950	1950	0.21
XPA 2000	2000	0.22
XPA 2060	2060	0.22
XPA 2120	2120	0.23
XPA 2240	2240	0.24
XPA 2360	2360	0.26
XPA 2430	2430	0.26
XPA 2500	2500	0.27
XPA 2650	2650	0.29
XPA 2800	2800	0.30
XPA 3000	3000	0.33
XPA 3150	3150	0.36
XPA 3350	3350	0.38
XPA 3550	3550	0.40
XPA 3750	3750	0.43
XPA 4000	4000	0.46

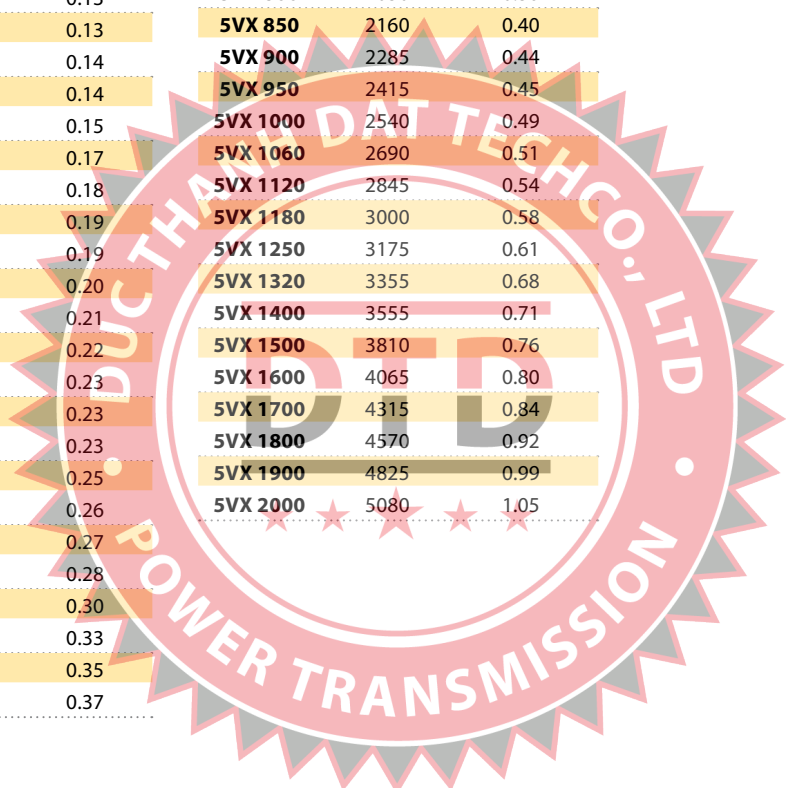
XPB		
Width 16mm	Height 13mm	
Belt Ref. (ISO)	Datum Length (mm)	Weight per Rib (kg)
XPB 1250	1250	0.25
XPB 1320	1320	0.26
XPB 1400	1400	0.27
XPB 1450	1450	0.28
XPB 1500	1500	0.29
XPB 1550	1550	0.30
XPB 1600	1600	0.31
XPB 1650	1650	0.31
XPB 1700	1700	0.32
XPB 1750	1750	0.33
XPB 1800	1800	0.34
XPB 1850	1850	0.35
XPB 1900	1900	0.36
XPB 1950	1950	0.37
XPB 2000	2000	0.38
XPB 2120	2120	0.40
XPB 2150	2150	0.40
XPB 2240	2240	0.43
XPB 2280	2280	0.44
XPB 2360	2360	0.45
XPB 2410	2410	0.45
XPB 2500	2500	0.47
XPB 2530	2530	0.49
XPB 2650	2650	0.50
XPB 2680	2680	0.51
XPB 2800	2800	0.52
XPB 2840	2840	0.54
XPB 3000	3000	0.58
XPB 3150	3150	0.61
XPB 3350	3350	0.68
XPB 3550	3550	0.71
XPB 3750	3750	0.75
XPB 4000	4000	0.78
XPB 4250	4250	0.82
XPB 4500	4500	0.89
XPB 4750	4750	0.97

V-Belts

QUAD-POWER® III POWERBAND®

V-Belts

3VX			5VX		
Width 10mm		Height 8mm	Width 16mm		Height 13mm
Belt Ref. (RMA)	Effective Length (mm)	Weight per Rib (kg)	Belt Ref. (RMA)	Effective Length (mm)	Weight per Rib (kg)
3VX 250	635	0.07	5VX 500	1270	0.25
3VX 265	675	0.07	5VX 530	1345	0.26
3VX 280	710	0.07	5VX 560	1420	0.28
3VX 300	760	0.08	5VX 600	1525	0.30
3VX 315	800	0.11	5VX 630	1600	0.30
3VX 335	850	0.11	5VX 670	1700	0.32
3VX 355	900	0.11	5VX 710	1800	0.34
3VX 375	950	0.12	5VX 750	1905	0.36
3VX 400	1015	0.13	5VX 800	2030	0.38
3VX 425	1080	0.13	5VX 850	2160	0.40
3VX 450	1145	0.14	5VX 900	2285	0.44
3VX 475	1205	0.14	5VX 950	2415	0.45
3VX 500	1270	0.15	5VX 1000	2540	0.49
3VX 530	1345	0.17	5VX 1060	2690	0.51
3VX 560	1420	0.18	5VX 1120	2845	0.54
3VX 600	1525	0.19	5VX 1180	3000	0.58
3VX 630	1600	0.19	5VX 1250	3175	0.61
3VX 670	1700	0.20	5VX 1320	3355	0.68
3VX 710	1805	0.21	5VX 1400	3555	0.71
3VX 750	1905	0.22	5VX 1500	3810	0.76
3VX 800	2030	0.23	5VX 1600	4065	0.80
3VX 850	2160	0.23	5VX 1700	4315	0.84
3VX 900	2285	0.23	5VX 1800	4570	0.92
3VX 950	2415	0.25	5VX 1900	4825	0.99
3VX 1000	2540	0.26	5VX 2000	5080	1.05
3VX 1060	2690	0.27			
3VX 1120	2845	0.28			
3VX 1180	2995	0.30			
3VX 1250	3175	0.33			
3VX 1320	3350	0.35			
3VX 1400	3555	0.37			



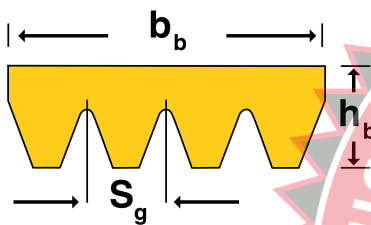
MICRO-V® Multi-ribbed belt



Gates Micro-V® multi-ribbed belts ensure outstanding performance on any industrial multi-ribbed drive.

They cover a multitude of industrial applications and are suitable also for industrial drives in washing machines, vacuum cleaners, lawn mowers, machine tools, medical equipment and many more.

The full line of Micro-V® belt products include slabs in several widths as well as single belts in PJ, PL, and PM sections in order to perfectly match customer requirements.



The figure above shows a cross-sectional view illustrating the nominal belt dimensions - rib width and belt height. All these belts will operate in standard pulleys provided the pulleys are manufactured to the DIN 7867 or ISO 9982 standard for the specific cross section.

Nominal Top width:

$$b_b = N_r \times S_g$$

Where: N_r = number of ribs
 S_g = pulley groove spacing

Identification

Durable yellow marking indicating type and dimensions.

Construction

- Truncated ribs ensure flexibility, reduce heat build-up and improve rib crack resistance. They also enhance load-carrying capacity on small diameter pulleys.
- High modulus, low stretch polyester tensile member provides superior resistance to fatigue and shock loads.
- All elastomeric rubber compound provides oil and heat resistance.
- Specially formulated fibre reinforced undercord stock improves belt stability.

Advantages

- Extremely smooth and cool running.
- Very high power capacity per rib.
- Long life due to extra load-carrying capacity.
- Improved performance on back idlers.
- Smaller drive package.
- Tolerant of pulley groove debris.
- Static conductive - ISO 1813 and RMA IP3-3.



Sections & nominal dimensions: Pitch (mm) Height (mm)

Section	Pitch (mm)	Height (mm)
J (PJ)	2.34	3.5
L (PL)	4.70	6.4
M (PM)	9.40	12.7

Micro-V ordering code is composed as follows:

453J20	
453	- Effective length (1/10 inch)
J	- Section
20	- Width (ribs)

MICRO-V®

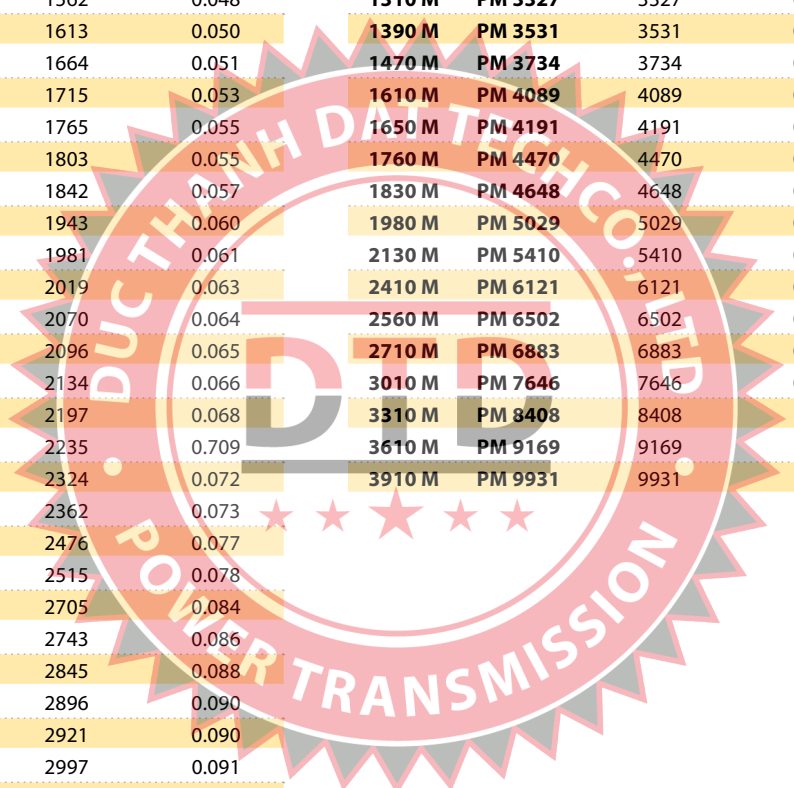
J (PJ)			
Pitch 2.34mm		Height 3.5mm	
Belt Ref. (RMA)	Belt Ref. (DIN)	Effective Length (mm)	Weight per Rib (kg)
160 J	PJ 406	406	0.0027
170 J	PJ 432	432	0.0032
180 J	PJ 457	457	0.0036
190 J	PJ 483	483	0.0041
200 J	PJ 508	508	0.0041
220 J	PJ 559	559	0.0045
230 J	PJ 584	584	0.0050
240 J	PJ 610	610	0.0050
260 J	PJ 660	660	0.0055
280 J	PJ 711	711	0.0059
285 J	PJ 723	723	0.0059
290 J	PJ 737	737	0.0064
300 J	PJ 762	762	0.0064
320 J	PJ 813	813	0.0068
330 J	PJ 838	838	0.0073
340 J	PJ 864	864	0.0073
360 J	PJ 914	914	0.0077
376 J	PJ 955	955	0.0077
380 J	PJ 965	965	0.0082
400 J	PJ 1016	1016	0.0086
410 J	PJ 1041	1041	0.0086
420 J	PJ 1067	1067	0.0091
430 J	PJ 1092	1092	0.0091
435 J	PJ 1105	1105	0.0091
437 J	PJ 1110	1110	0.0095
440 J	PJ 1118	1118	0.0095
442 J	PJ 1123	1123	0.0098
445 J	PJ 1130	1130	0.0098
447 J	PJ 1136	1136	0.0095
453 J	PJ 1150	1150	0.0095
460 J	PJ 1168	1168	0.0100
470 J	PJ 1194	1194	0.0100
473 J	PJ 1200	1200	0.0102
480 J	PJ 1222	1222	0.0105

J (PJ) Cont.			
Pitch 2.34mm		Height 3.5mm	
Belt Ref. (RMA)	Belt Ref. (DIN)	Effective Length (mm)	Weight per Rib (kg)
485 J	PJ 1233	1233	0.1045
490 J	PJ 1244	1244	0.0105
497 J	PJ 1262	1262	0.0109
500 J	PJ 1270	1270	0.0109
504 J	PJ 1280	1280	0.0109
512 J	PJ 1300	1300	0.0109
515 J	PJ 1309	1309	0.0111
520 J	PJ 1321	1321	0.0114
525 J	PJ 1333	1333	0.0114
534 J	PJ 1355	1355	0.0116
540 J	PJ 1371	1371	0.0118
550 J	PJ 1397	1397	0.0118
562 J	PJ 1428	1428	0.0120
567 J	PJ 1439	1439	0.1227
580 J	PJ 1473	1473	0.0123
610 J	PJ 1549	1549	0.0132
630 J	PJ 1600	1600	0.0136
650 J	PJ 1651	1651	0.0141
655 J	PJ 1663	1663	0.0145
690 J	PJ 1752	1752	0.0150
730 J	PJ 1854	1854	0.0155
746 J	PJ 1895	1895	0.0159
752 J	PJ 1910	1910	0.0164
760 J	PJ 1930	1930	0.0168
770 J	PJ 1956	1956	0.0173
780 J	PJ 1981	1981	0.0177
784 J	PJ 1992	1992	0.0177
820 J	PJ 2083	2083	0.0182
870 J	PJ 2210	2210	0.0186
920 J	PJ 2337	2337	0.0195
980 J	PJ 2489	2489	0.0209

MICRO-V®

L (PL)			
Pitch 4.7mm		Height 6.4mm	
Belt Ref. (RMA)	Belt Ref. (DIN)	Effective Length (mm)	Weight per Rib (kg)
375 L	PL 954	954	0.030
390 L	PL 991	991	0.031
423 L	PL 1075	1075	0.033
500 L	PL 1270	1270	0.040
525 L	PL 1333	1333	0.041
540 L	PL 1371	1371	0.042
550 L	PL 1397	1397	0.043
560 L	PL 1422	1422	0.044
615 L	PL 1562	1562	0.048
635 L	PL 1613	1613	0.050
655 L	PL 1664	1664	0.051
675 L	PL 1715	1715	0.053
695 L	PL 1765	1765	0.055
710 L	PL 1803	1803	0.055
725 L	PL 1842	1842	0.057
765 L	PL 1943	1943	0.060
780 L	PL 1981	1981	0.061
795 L	PL 2019	2019	0.063
815 L	PL 2070	2070	0.064
825 L	PL 2096	2096	0.065
840 L	PL 2134	2134	0.066
865 L	PL 2197	2197	0.068
880 L	PL 2235	2235	0.709
915 L	PL 2324	2324	0.072
930 L	PL 2362	2362	0.073
975 L	PL 2476	2476	0.077
990 L	PL 2515	2515	0.078
1065 L	PL 2705	2705	0.084
1080 L	PL 2743	2743	0.086
1120 L	PL 2845	2845	0.088
1140 L	PL 2896	2896	0.090
1150 L	PL 2921	2921	0.090
1180 L	PL 2997	2997	0.091
1215 L	PL 3086	3086	0.091
1230 L	PL 3214	3214	0.097
1295 L	PL 3289	3289	0.102
1310 L	PL 3327	3327	0.103
1375 L	PL 3493	3493	0.106
1455 L	PL 3696	3696	0.115

M (PM)			
Pitch 9.4mm		Height 12.7mm	
Belt Ref. (RMA)	Belt Ref. (DIN)	Effective Length (mm)	Weight per Rib (kg)
900 M	PM 2286	2286	0.28
940 M	PM 2388	2388	0.30
990 M	PM 2515	2515	0.31
1060 M	PM 2693	2693	0.33
1115 M	PM 2832	2832	0.34
1150 M	PM 2921	2921	0.36
1185 M	PM 3010	3010	0.37
1230 M	PM 3124	3124	0.39
1310 M	PM 3327	3327	0.41
1390 M	PM 3531	3531	0.44
1470 M	PM 3734	3734	0.46
1610 M	PM 4089	4089	0.51
1650 M	PM 4191	4191	0.52
1760 M	PM 4470	4470	0.56
1830 M	PM 4648	4648	0.58
1980 M	PM 5029	5029	0.63
2130 M	PM 5410	5410	0.67
2410 M	PM 6121	6121	0.76
2560 M	PM 6502	6502	0.81
2710 M	PM 6883	6883	0.86
3010 M	PM 7646	7646	0.95
3310 M	PM 8408	8408	1.05
3610 M	PM 9169	9169	1.14
3910 M	PM 9931	9931	1.24



V-Belts

POLYFLEX®

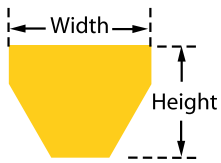
Polyurethane V-belt



This compact and strong belt with nominal top width from 3mm to 11mm transmits more power and allows high speed ratios.

Polyflex® is suited for extremely small diameter pulleys and very compact drives with high rotational speeds.

Ideal for use on machines and machine tools requiring high performance and smooth operation in limited space such as bench type milling machines, lathe drives, woodworking and metalworking machine spindle drives, computer peripheral equipment, small blowers, etc.



Sections & nominal dimensions:
Width (mm) Height (mm)

Section	Width (mm)	Height (mm)
3M	3	2.28
5M	5	3.30
7M	7	5.33
11M	11	6.85

Identification

Durable marking indicating type and dimensions.

Construction

- Polyurethane compound, superior to conventional belt materials, offers high fatigue and wear resistance and high friction coefficient. It also improves adhesion to the tensile cords.
- Polyurethane is extremely resistant to heat, chemicals and oil.
- Uniformity throughout Polyflex® is ensured because the polyurethane compound is not layered but cast as a single unit after the positioning of the tensile cords in the mould.
- Ribbed top provides lateral rigidity without increasing bending stresses. The ribs also help to keep Polyflex® belts running cool.
- 60° angle results in better support of the tensile section, and provides a more even load distribution.

Advantages

- Design freedom and space savings which are not possible with conventional rubber construction belts.
- Low maintenance cost as belt needs less retensioning.
- Long belt life on compact drives.
- Temperature ranges from -54°C up to +85°C.



Polyflex ordering code is composed as follows:

3M600	
3M	- Section
600	- Effective Length (mm)

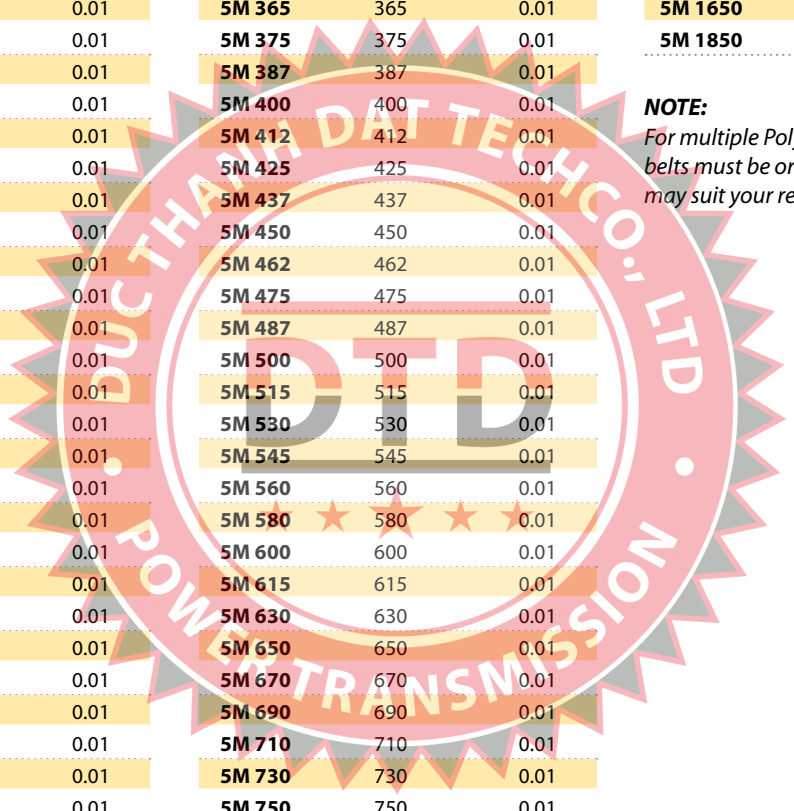
POLYFLEX®

3M		
Width 3mm Height 2.28mm		
Belt Ref.	Effective Length (mm)	Weight (kg)
3M 180	180	0.01
3M 185	185	0.01
3M 190	190	0.01
3M 195	195	0.01
3M 200	200	0.01
3M 206	206	0.01
3M 212	212	0.01
3M 218	218	0.01
3M 224	224	0.01
3M 230	230	0.01
3M 236	236	0.01
3M 243	243	0.01
3M 250	250	0.01
3M 258	258	0.01
3M 265	265	0.01
3M 272	272	0.01
3M 280	280	0.01
3M 290	290	0.01
3M 300	300	0.01
3M 307	307	0.01
3M 315	315	0.01
3M 325	325	0.01
3M 335	335	0.01
3M 345	345	0.01
3M 355	355	0.01
3M 365	365	0.01
3M 375	375	0.01
3M 387	387	0.01
3M 400	400	0.01
3M 412	412	0.01
3M 425	425	0.01
3M 437	437	0.01
3M 450	450	0.01
3M 462	462	0.01
3M 475	475	0.01
3M 487	487	0.01
3M 500	500	0.01
3M 515	515	0.01
3M 530	530	0.01
3M 545	545	0.01
3M 560	560	0.01
3M 580	580	0.01
3M 600	600	0.01
3M 615	615	0.01
3M 630	630	0.01
3M 650	650	0.01
3M 670	670	0.01
3M 690	690	0.01
3M 710	710	0.01
3M 730	730	0.01
3M 750	750	0.01

5M		
Width 5mm Height 3.30mm		
Belt Ref.	Effective Length (mm)	Weight (kg)
5M 280	280	0.01
5M 290	290	0.01
5M 300	300	0.01
5M 307	307	0.01
5M 315	315	0.01
5M 325	325	0.01
5M 335	335	0.01
5M 345	345	0.01
5M 355	355	0.01
5M 365	365	0.01
5M 375	375	0.01
5M 387	387	0.01
5M 400	400	0.01
5M 412	412	0.01
5M 425	425	0.01
5M 437	437	0.01
5M 450	450	0.01
5M 462	462	0.01
5M 475	475	0.01
5M 487	487	0.01
5M 500	500	0.01
5M 515	515	0.01
5M 530	530	0.01
5M 545	545	0.01
5M 560	560	0.01
5M 580	580	0.01
5M 600	600	0.01
5M 615	615	0.01
5M 630	630	0.01
5M 650	650	0.01
5M 670	670	0.01
5M 690	690	0.01
5M 710	710	0.01
5M 730	730	0.01
5M 750	750	0.01
5M 775	775	0.01
5M 800	800	0.01
5M 825	825	0.01
5M 850	850	0.01
5M 875	875	0.01
5M 900	900	0.01
5M 925	925	0.01
5M 950	950	0.01
5M 975	975	0.01
5M 1000	1000	0.01
5M 1030	1030	0.01
5M 1060	1060	0.01
5M 1090	1090	0.01
5M 1120	1120	0.01
5M 1150	1150	0.01
5M 1180	1180	0.01

5M Cont.		
Width 5mm Height 3.30mm		
Belt Ref.	Effective Length (mm)	Weight (kg)
5M 1220	1220	0.01
5M 1250	1250	0.01
5M 1280	1280	0.01
5M 1320	1320	0.01
5M 1360	1360	0.01
5M 1400	1400	0.01
5M 1450	1450	0.02
5M 1500	1500	0.02
5M 1600	1600	0.02
5M 1650	1650	0.02
5M 1850	1850	0.03

NOTE:
For multiple Polyflex belt drives matched belts must be ordered. Polyflex JB belts may suit your requirements.




V-Belts

POLYFLEX®

7M		
Width 7mm Height 5.33mm		
Belt Ref.	Effective Length (mm)	Weight (kg)
7M 410	410	0.01
7M 500	500	0.01
7M 515	515	0.02
7M 530	530	0.02
7M 545	545	0.02
7M 560	560	0.02
7M 580	580	0.02
7M 600	600	0.02
7M 615	615	0.02
7M 630	630	0.02
7M 650	650	0.02
7M 670	670	0.02
7M 690	690	0.02
7M 710	710	0.02
7M 730	730	0.02
7M 750	750	0.02
7M 775	775	0.02
7M 800	800	0.02
7M 825	825	0.02
7M 850	850	0.03
7M 875	875	0.03
7M 900	900	0.03
7M 925	925	0.03
7M 950	950	0.03
7M 975	975	0.03
7M 1000	1000	0.03
7M 1030	1030	0.03
7M 1060	1060	0.03
7M 1090	1090	0.03
7M 1120	1120	0.03
7M 1150	1150	0.03
7M 1180	1180	0.03
7M 1220	1220	0.03
7M 1250	1250	0.04
7M 1280	1280	0.04
7M 1320	1320	0.04
7M 1360	1360	0.04
7M 1400	1400	0.04
7M 1450	1450	0.04
7M 1500	1500	0.04
7M 1550	1550	0.05
7M 1600	1600	0.05
7M 1650	1650	0.05
7M 1700	1700	0.05
7M 1750	1750	0.05
7M 1800	1800	0.05

7M Cont.		
Width 7mm Height 5.33mm		
Belt Ref.	Effective Length (mm)	Weight (kg)
7M 1850	1850	0.05
7M 1900	1900	0.05
7M 1950	1950	0.05
7M 2000	2000	0.05
7M 2060	2060	0.06
7M 2120	2120	0.06
7M 2180	2180	0.06
7M 2240	2240	0.06
7M 2300	2300	0.06

NOTE:
For multiple Polyflex belt drives matched belts must be ordered. Polyflex JB belts may suit your requirements.



11M		
Width 11mm Height 6.85mm		
Belt Ref.	Effective Length (mm)	Weight (kg)
11M 710	710	0.04
11M 730	730	0.04
11M 750	750	0.05
11M 775	775	0.05
11M 800	800	0.05
11M 825	825	0.05
11M 850	850	0.05
11M 875	875	0.05
11M 900	900	0.05
11M 925	925	0.05
11M 950	950	0.05
11M 975	975	0.05
11M 1000	1000	0.06
11M 1030	1030	0.06
11M 1060	1060	0.06
11M 1090	1090	0.06
11M 1120	1120	0.06
11M 1150	1150	0.07
11M 1180	1180	0.07
11M 1220	1220	0.07
11M 1250	1250	0.07
11M 1280	1280	0.07
11M 1320	1320	0.08
11M 1360	1360	0.08
11M 1400	1400	0.08
11M 1450	1450	0.08
11M 1500	1500	0.09
11M 1550	1550	0.09
11M 1600	1600	0.09
11M 1650	1650	0.10
11M 1700	1700	0.10
11M 1750	1750	0.10
11M 1800	1800	0.10
11M 1850	1850	0.10
11M 1900	1900	0.11
11M 1950	1950	0.11
11M 2000	2000	0.11
11M 2060	2060	0.12
11M 2120	2120	0.12
11M 2180	2180	0.12
11M 2240	2240	0.13
11M 2300	2300	0.13

NOTE:
For multiple Polyflex belt drives matched belts must be ordered. Polyflex JB belts may suit your requirements.

POLYFLEX® JB™

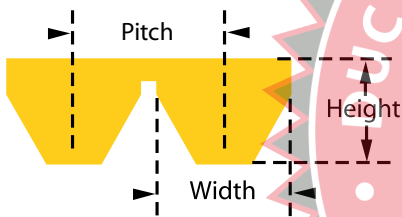
Polyurethane multiple V-belt



Polyflex® JB™ is synonymous with high power density in small spaces. Developed by Gates and produced to patented manufacturing processes, Polyflex® JB™ belts provide more load-carrying capacity at higher speeds to small precision multiple V-belt drives. This results in significant cost savings and improved design freedom.

Recommended for use on bench type milling machines, lathe drives, woodworking and metalworking machine spindle drives, computer peripheral equipment, small blowers, etc.

Recently, Gates' Polyflex® JB™ belt range has been extended to include the 3M section.



Sections & nominal dimensions:			
	Pitch (mm)	Width (mm)	Height (mm)
3M-JB	3.35	3	2.28
5M-JB	5.30	5	3.30
7M-JB	8.50	7	5.33
11M-JB	13.20	11	7.06



Identification

Durable marking indicating type and dimensions

Construction

- Joined belt construction improves stability.
- Ribs relieve bending stress on small pulleys and provide lateral rigidity.
- 60° angle results in better support of the tensile section, and provides a more even load distribution.
- Small cross-section meets special application needs such as high shaft speeds, small drive package size and smooth running requirements.
- High modulus polyurethane compound with a high friction coefficient.
- The precise casting method eliminates overlaps and layers.
- Excellent adhesion of tensile cords and polyurethane compound leads to high fatigue resistance and long belt life.
- Extra tough, the polyurethane compound resists fatigue, wear and ozone.

Advantages

- Long belt life on small pulleys and compact drives.
- Greater shaft speeds, up to 30,000rpm.
- High performance and smooth running for precision applications.
- Cost savings and design freedom.
- Avoids vibrations when subjected to shock loads.
- Temperature ranges from -54°C up to +85°C.

Standard number of ribs:

	2	3	4	5
3M-JB	X	X		
5M-JB	X	X	X	X
7M-JB	X	X	X	X
11M-JB	X	X		

NOTE:

Please contact Gates Customer Service for higher number of ribs.

Polyflex® JB™ ordering code is composed as follows:

2/5M1030JB	
2	- Number of ribs
5M	- Section
1030	- Effective Length (mm)
JB	- Multiple Ribbed Belt

POLYFLEX® JB

3M-JB		
Width 3mm	Height 2.28mm	
Belt Ref.	Effective Length (mm)	Weight per Rib (kg)
3M175JB	175	0.01
3M180JB	180	0.01
3M185JB	185	0.01
3M190JB	190	0.01
3M195JB	195	0.01
3M200JB	200	0.01
3M206JB	206	0.01
3M212JB	212	0.01
3M218JB	218	0.01
3M224JB	224	0.01
3M230JB	230	0.01
3M236JB	236	0.01
3M243JB	243	0.01
3M250JB	250	0.01
3M258JB	258	0.01
3M265JB	265	0.01
3M272JB	272	0.01
3M280JB	280	0.01
3M290JB	290	0.01
3M300JB	300	0.01
3M307JB	307	0.01
3M315JB	315	0.01
3M319JB	319	0.01
3M325JB	325	0.01
3M335JB	335	0.01
3M345JB	345	0.01
3M350JB	350	0.01
3M355JB	355	0.01
3M365JB	365	0.01
3M375JB	375	0.01
3M387JB	387	0.01
3M400JB	400	0.01
3M406JB	406	0.01
3M412JB	412	0.01
3M425JB	425	0.01
3M437JB	437	0.01
3M450JB	450	0.01
3M462JB	462	0.01
3M475JB	475	0.01
3M487JB	487	0.01
3M500JB	500	0.01
3M515JB	515	0.01
3M530JB	530	0.01
3M545JB	545	0.01
3M553JB	553	0.01
3M560JB	560	0.01
3M580JB	580	0.01
3M600JB	600	0.01
3M615JB	615	0.01
3M630JB	630	0.01

3M-JB Cont.		
Width 3mm	Height 2.28mm	
Belt Ref.	Effective Length (mm)	Weight per Rib (kg)
3M650JB	650	0.01
3M670JB	670	0.01
3M690JB	690	0.01
3M710JB	710	0.01
3M730JB	730	0.01
3M750JB	750	0.01

NOTE:
Available in 2 or 3 ribs.

NOTE:
For multiple Polyflex belt drives matched belts must be ordered. Polyflex JB belts may suit your requirements.

5M-JB		
Width 5mm	Height 3.30mm	
Belt Ref.	Effective Length (mm)	Weight per Rib (kg)
5M280JB	280	0.01
5M290JB	290	0.01
5M300JB	300	0.01
5M307JB	307	0.01
5M315JB	315	0.01
5M325JB	325	0.01
5M335JB	335	0.01
5M345JB	345	0.01
5M355JB	355	0.01
5M365JB	365	0.01
5M375JB	375	0.01
5M387JB	387	0.01
5M400JB	400	0.01
5M412JB	412	0.01
5M425JB	425	0.01
5M437JB	437	0.01
5M450JB	450	0.01
5M462JB	462	0.01
5M475JB	475	0.01
5M487JB	487	0.01
5M500JB	500	0.01
5M515JB	515	0.01
5M530JB	530	0.01
5M545JB	545	0.01
5M560JB	560	0.01
5M580JB	580	0.01
5M600JB	600	0.01
5M615JB	615	0.01
5M630JB	630	0.01

5M-JB Cont.		
Width 5mm	Height 3.30mm	
Belt Ref.	Effective Length (mm)	Weight per Rib (kg)
5M650JB	650	0.01
5M670JB	670	0.01
5M690JB	690	0.01
5M710JB	710	0.01
5M730JB	730	0.01
5M750JB	750	0.01
5M775JB	775	0.01
5M800JB	800	0.01
5M825JB	825	0.01
5M850JB	850	0.01
5M875JB	875	0.01
5M900JB	900	0.01
5M925JB	925	0.01
5M950JB	950	0.01
5M975JB	975	0.01
5M1000JB	1000	0.01
5M1030JB	1030	0.01
5M1060JB	1060	0.01
5M1090JB	1090	0.01
5M1120JB	1120	0.01
5M1150JB	1150	0.01
5M1180JB	1180	0.01
5M1220JB	1220	0.01
5M1250JB	1250	0.01
5M1280JB	1280	0.01
5M1320JB	1320	0.01
5M1360JB	1360	0.01
5M1400JB	1400	0.01
5M1450JB	1450	0.02
5M1500JB	1500	0.02

NOTE:
Available in 2, 3, 4 or 5 ribs.

NOTE:
For multiple Polyflex JB belt drives matched belts must be ordered.


POLYFLEX® JB

7M-JB		
Width 7mm		Height 5.33mm
Belt Ref.	Effective Length (mm)	Weight per Rib (kg)
7M500JB	500	0.01
7M515JB	515	0.02
7M530JB	530	0.02
7M545JB	545	0.02
7M560JB	560	0.02
7M580JB	580	0.02
7M600JB	600	0.02
7M615JB	615	0.02
7M630JB	630	0.02
7M650JB	650	0.02
7M670JB	670	0.02
7M690JB	690	0.02
7M710JB	710	0.02
7M730JB	730	0.02
7M750JB	750	0.02
7M775JB	775	0.02
7M800JB	800	0.02
7M825JB	825	0.02
7M850JB	850	0.03
7M875JB	875	0.03
7M900JB	900	0.03
7M925JB	925	0.03
7M950JB	950	0.03
7M975JB	975	0.03
7M1000JB	1000	0.03
7M1030JB	1030	0.03
7M1060JB	1060	0.03
7M1090JB	1090	0.03
7M1120JB	1120	0.03
7M1150JB	1150	0.03
7M1180JB	1180	0.03
7M1220JB	1220	0.03
7M1250JB	1250	0.04
7M1280JB	1280	0.04
7M1320JB	1320	0.04
7M1360JB	1360	0.04
7M1400JB	1400	0.04
7M1450JB	1450	0.04
7M1500JB	1500	0.04
7M1550JB	1550	0.05
7M1600JB	1600	0.05
7M1650JB	1650	0.05

7M-JB Cont.		
Width 7mm		Height 5.33mm
Belt Ref.	Effective Length (mm)	Weight per Rib (kg)
7M1700JB	1700	0.05
7M1750JB	1750	0.05
7M1800JB	1800	0.05
7M1850JB	1850	0.05
7M1900JB	1900	0.05
7M1950JB	1950	0.05
7M2000JB	2000	0.05
7M2060JB	2060	0.06
7M2120JB	2120	0.06
7M2180JB	2180	0.06
7M2240JB	2240	0.06
7M2300JB	2300	0.06

NOTE:
Available in 2, 3, 4 or 5 ribs.

NOTE:
For multiple Polyflex JB belt drives matched belts must be ordered.



11M-JB		
Width 11mm		Height 7.06mm
Belt Ref.	Effective Length (mm)	Weight per Rib (kg)
11M710JB	710	0.04
11M730JB	730	0.04
11M750JB	750	0.05
11M775JB	775	0.05
11M800JB	800	0.05
11M825JB	825	0.05
11M850JB	850	0.05
11M875JB	875	0.05
11M900JB	900	0.05
11M925JB	925	0.05
11M950JB	950	0.05
11M975JB	975	0.05
11M1000JB	1000	0.06
11M1030JB	1030	0.06
11M1060JB	1060	0.06
11M1090JB	1090	0.06
11M1120JB	1120	0.06
11M1150JB	1150	0.07
11M1180JB	1180	0.07
11M1220JB	1220	0.07
11M1250JB	1250	0.07
11M1280JB	1280	0.07
11M1320JB	1320	0.08
11M1360JB	1360	0.08
11M1400JB	1400	0.08
11M1450JB	1450	0.08
11M1500JB	1500	0.09
11M1550JB	1550	0.09
11M1600JB	1600	0.09
11M1650JB	1650	0.10
11M1700JB	1700	0.10
11M1750JB	1750	0.10
11M1800JB	1800	0.10
11M1850JB	1850	0.10
11M1900JB	1900	0.11
11M1950JB	1950	0.11
11M2000JB	2000	0.11
11M2060JB	2060	0.12
11M2120JB	2120	0.12
11M2180JB	2180	0.12
11M2240JB	2240	0.13
11M2300JB	2300	0.13

NOTE:
Available in 2 or 3 ribs.

NOTE:
For multiple Polyflex JB belt drives matched belts must be ordered.

V-Belts

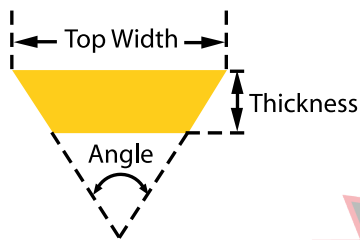
MULTI-SPEED

Raw edge, wide V-belt



Gates Multi-Speed belt provides top performance on variable speed drives. It adjusts itself to the pulley groove without difficulty, providing a wide range of speeds and speed ratios.

In addition to the standard Multi-Speed belt line, special sizes (top width, thickness and angle) are available on request.



NOTE:

When crossing over an existing Multispeed belt select a belt with dimensions that fall within the following tolerances:
 ± 2mm - Top Width
 ± 15mm - Outside circumference
 ± 2 degrees - Angle

Identification

Durable marking plus printed size.

Construction

- Engineered notch contour increases flexibility. The notches ensure maximum heat dispersion, considerably decreasing running temperatures.
- Strong transverse rigidity offers high resistance to distortion of the belt in the pulley. This results in even load distribution and wear reduction.
- Uniform composition and thickness of the undercord ensure smooth and silent running.
- Combination of these construction features gives maximum speed adjustment.

Advantages

- Maximum range of speed changes.
- High load-carrying capacity.
- Smooth machine operation.
- Exceptionally long belt life.



Multi-Speed ordering code is composed as follows:

630W16	
630	- Pitch length (mm)
W16	- Standardised cross-section
23x8x600	
23	- Top width (mm)
8	- Thickness (mm)
600	- Inside length (mm)
1422V420	
14	- Top width - 1/16ths of an inch (14/16")
22	- Angle (°)
V	- Variable Speed Belt
420	- Pitch Length (1/10 inch)

Special Gates Sizes

Sizes ISO R 1604

Inside length: mm

Pitch length: mm

Reference	13	23	28	37	47	W16	W20	W25	W31.5	W40	W50	W63
Top width (mm)	13	23	28	37	47	17	21	26	33	42	52	65
Thickness (mm)	6	8	9	10	13	6	7	8	10	13	16	20
Angle	26°	26°	26°	28°	28°	24°	26°	26°	26°	28°	28°	30°
	600	525	650	800	1000	630	630	710	900	1120	1400	1800
	700	600	700	850	1060	710	710	800	1000	1250	1600	2000
	800	650	750	900	1120	800	800	900	1120	1400	1800	2240
	900	700	800	950	1180	900	900	1000	1250	1600	2000	2500
		750	850	1000	1250	1000	1000	1120	1400	1700	2240	2800
		800	900	1060	1320		1120	1250	1600	1800	2500	3150
		850	950	1120	1400		1250	1400	1800	2000	2800	
		900	1000	1180	1500			1600	2000	2240	3150	
		950	1060	1250	1600					2500		
		1000	1120	1320	1700							
		1060	1180	1400	1800							
		1120	1250	1500	2000							
		1180	1320	1600	2240							
		1250	1400	1700								
		1320	1500	1800								
		1400	1600	2000								
		1500		2240								

Note: BOLD items above indicate standard item with no minimum order quantities.

MULTI-SPEED

Belt Ref. (RMA)	Outside Length (mm)	Top Width (mm)	Angle (°)	Weight (kg)	Belt Ref. (RMA)	Outside Length (mm)	Top Width (mm)	Angle (°)	Weight (kg)
1228V255	662.94	19.05	28	0.20	1426V362	932.18	22.23	26	0.33
1230V341	878.84	19.05	30	0.25	1430V215	553.72	22.23	30	0.17
1230V348	896.62	19.05	30	0.27	1430V315	812.80	22.23	30	0.26
1330V242	627.38	20.64	30	0.21	1430V375	965.20	22.23	30	0.21
1422V235	609.60	22.23	22	0.24	1430V450	1158.24	22.23	30	0.35
1422V240	627.38	22.23	22	0.21	1430V500	1282.70	22.23	30	0.36
1422V290	751.84	22.23	22	0.25	1524V301	777.24	23.81	24	0.29
1422V300	779.78	22.23	22	0.25	1526V264	685.80	23.81	26	0.28
1422V330	855.98	22.23	22	0.26	1526V294	762.00	23.81	26	0.30
1422V340	878.84	22.23	22	0.27	1528V298	769.62	23.81	28	0.28
1422V360	932.18	22.23	22	0.30	1528V326	840.74	23.81	28	0.28
1422V400	1036.32	22.23	22	0.29	1528V360	927.10	23.81	28	0.36
1422V420	1087.12	22.23	22	0.33	1528V414	1064.26	23.81	28	0.36
1422V440	1130.30	22.23	22	0.30	1622V270	698.50	25.40	22	0.27
1422V460	1181.10	22.23	22	0.35	1622V297	767.08	25.40	22	0.28
1422V466	1193.80	22.23	22	0.33	1622V307	789.94	25.40	22	0.27
1422V470	1206.50	22.23	22	0.32	1622V336	866.14	25.40	22	0.28
1422V480	1219.20	22.23	22	0.34	1622V520	1333.50	25.40	22	0.39
1422V540	1391.92	22.23	22	0.41	1626V262	678.18	25.40	26	0.25
1422V600	1541.78	22.23	22	0.39	1626V290	756.92	25.40	26	0.25
1422V660	1694.18	22.23	22	0.42	1626V293	762.00	25.40	26	0.31
1422V780	1998.98	22.23	22	0.50	1626V304	789.94	25.40	26	0.31
1426V298	772.16	22.23	26	0.30	1626V330	858.52	25.40	26	0.35
1426V299	774.70	22.23	26	0.29	1626V339	881.38	25.40	26	0.42
1426V328	845.82	22.23	26	0.32	1626V380	977.90	25.40	26	0.34

MULTI-SPEED

V-Belts

Belt Ref. (RMA)	Outside Length (mm)	Top Width (mm)	Angle (°)	Weight (kg)
1626V384	995.68	25.40	26	0.35
1626V395	1023.62	25.40	26	0.40
1626V411	1064.26	25.40	26	0.39
1626V428	1099.82	25.40	26	0.33
1626V440	1135.38	25.40	26	0.49
1626V455	1173.48	25.40	26	0.35
1626V513	1315.72	25.40	26	0.41
1626V517	1323.34	25.40	26	0.48
1626V597	1539.24	25.40	26	0.44
1626V604	1300.48	25.40	26	0.58
1626V658	1694.18	25.40	26	0.54
1626V700	1798.32	25.40	26	0.59
1628V210	538.48	25.40	28	0.20
1628V315	830.58	25.40	28	0.33
1632V210	556.26	25.40	32	0.24
1822V290	749.30	28.58	22	0.29
1822V328	850.90	28.58	22	0.36
1826V250	645.16	28.58	26	0.25
1828V368	955.04	28.58	28	0.42
1832V338	873.76	28.58	32	0.35
1922V256	670.56	30.16	22	0.33
1922V277	716.28	30.16	22	0.30
1922V282	736.60	30.16	22	0.34
1922V298	777.24	30.16	22	0.32
1922V302	782.32	30.16	22	0.32
1922V321	838.20	30.16	22	0.39
1922V332	863.60	30.16	22	0.39
1922V338	881.38	30.16	22	0.34
1922V363	942.34	30.16	22	0.42
1922V381	985.52	30.16	22	0.46
1922V386	998.22	30.16	22	0.46
1922V403	1051.56	30.16	22	0.43
1922V417	1079.50	30.16	22	0.37
1922V426	1102.36	30.16	22	0.48
1922V443	1145.54	30.16	22	0.55
1922V454	1173.48	30.16	22	0.49
1922V460	1188.72	30.16	22	0.57
1922V484	1249.68	30.16	22	0.53
1922V526	1353.82	30.16	22	0.56
1922V544	1399.54	30.16	22	0.63
1922V604	1554.48	30.16	22	0.68
1922V630	1615.44	30.16	22	0.55
1922V646	1661.16	30.16	22	0.61
1922V666	1711.96	30.16	22	0.73
1922V686	1760.22	30.16	22	0.76
1922V706	1811.02	30.16	22	0.80
1922V726	1854.20	30.16	22	0.82
1922V751	1925.32	30.16	22	0.79
1922V756	1940.56	30.16	22	0.77
1922V806	2065.02	30.16	22	0.82
1922V846	2169.16	30.16	22	0.85
1922V1006	2573.02	30.16	22	1.07
1922V1026	2621.28	30.16	22	1.24
1922V1146	2931.16	30.16	22	1.48

Belt Ref. (RMA)	Outside Length (mm)	Top Width (mm)	Angle (°)	Weight (kg)
1926V249	642.62	30.16	26	0.24
1926V250	652.78	30.16	26	0.28
1926V275	713.74	30.16	26	1.80
1926V333	861.06	30.16	26	0.42
1926V367	944.88	30.16	26	0.42
1926V376	985.52	30.16	26	0.40
1926V380	988.06	30.16	26	0.43
1926V390	1005.84	30.16	26	0.44
1926V407	1051.56	30.16	26	0.46
1926V415	1069.34	30.16	26	0.50
1926V427	1023.62	30.16	26	0.50
1926V507	1305.56	30.16	26	0.55
1926V542	1407.16	30.16	26	0.61
1930V355	916.94	30.16	30	0.38
1930V366	944.88	30.16	30	0.45
1930V375	967.74	30.16	30	0.43
1930V400	1033.78	30.16	30	0.49
1930V425	1094.74	30.16	30	0.51
1930V431	1117.60	30.16	30	0.52
1930V450	1158.24	30.16	30	0.45
1930V475	1221.74	30.16	30	0.56
1930V485	1247.14	30.16	30	0.57
1930V491	1270.00	30.16	30	0.57
1930V500	1285.24	30.16	30	0.53
1930V530	1361.44	30.16	30	0.51
1930V541	1397.00	30.16	30	0.59
1930V560	1445.26	30.16	30	0.56
1930V585	1501.14	30.16	30	0.60
1930V591	1524.00	30.16	30	0.54
1930V600	1539.24	30.16	30	0.55
1930V630	1615.44	30.16	30	0.62
1930V641	1640.84	30.16	30	0.65
1930V691	1767.84	30.16	30	0.70
1930V750	1920.24	30.16	30	0.76
1930V791	2021.84	30.16	30	0.80
1930V800	2047.24	30.16	30	0.68
1930V850	2174.24	30.16	30	0.71
1930V891	2275.84	30.16	30	0.89
1930V900	2301.24	30.16	30	0.96
1930V950	2428.24	30.16	30	0.81
1930V991	2529.84	30.16	30	0.97
1930V1000	2570.48	30.16	30	1.01
1930V1060	2707.64	30.16	30	0.95
1930V1091	2783.84	30.16	30	1.28
1930V1120	2860.04	30.16	30	1.18
1930V1191	3037.84	30.16	30	1.15
2026V422	1092.20	31.75	26	0.43
2026V445	1148.08	31.75	26	0.49
2026V474	1224.28	31.75	26	0.69
2026V607	1562.10	31.75	26	0.55
2030V381	977.90	31.75	30	0.35
2126V297	772.16	33.34	26	0.38
2126V307	797.56	33.34	26	0.37
2126V309	805.18	33.34	26	0.40

MULTI-SPEED

Belt Ref. (RMA)	Outside Length (mm)	Top Width (mm)	Angle (°)	Weight (kg)
2126V365	949.96	33.34	26	0.45
2126V377	975.36	33.34	26	0.43
2126V468	1211.58	33.34	26	0.60
2130V374	965.20	33.34	30	0.50
2226V307	792.48	34.93	26	0.35
2230V266	698.50	34.93	30	0.32
2230V273	708.66	34.93	30	0.35
2230V275	713.74	34.93	30	0.32
2230V326	850.90	34.93	30	0.34
2230V375	970.28	34.93	30	0.41
2322V329	848.36	36.51	22	0.51
2322V347	894.08	36.51	22	0.46
2322V364	944.88	36.51	22	0.45
2322V384	998.22	36.51	22	0.50
2322V396	1031.24	36.51	22	0.61
2322V421	1089.66	36.51	22	0.62
2322V434	1122.68	36.51	22	0.63
2322V441	1145.54	36.51	22	0.62
2322V461	1193.80	36.51	22	0.75
2322V481	1249.68	36.51	22	0.65
2322V521	1341.12	36.51	22	0.69
2322V541	1399.54	36.51	22	0.77
2322V601	1554.48	36.51	22	0.79
2322V621	1600.20	36.51	22	0.82
2322V661	1711.96	36.51	22	0.93
2322V681	1747.52	36.51	22	0.81
2322V701	1813.56	36.51	22	0.92
2322V721	1864.36	36.51	22	0.94
2322V801	2067.56	36.51	22	1.12
2322V826	2120.90	36.51	22	1.54
2322V846	2166.62	36.51	22	1.21
2322V886	2273.30	36.51	22	1.20
2322V1001	2575.56	36.51	22	1.37
2322V1061	2712.72	36.51	22	1.68
2326V310	807.72	36.51	26	0.42
2326V359	929.64	36.51	26	0.53
2330V273	708.66	36.51	30	0.34
2330V338	878.84	36.51	30	0.47
2330V359	927.10	36.51	30	0.51
2330V537	1386.84	36.51	30	0.70
2332V373	965.20	36.51	32	0.49
2422V570	1465.58	38.10	22	0.75
2426V343	899.16	38.10	26	0.60
2428V757	1945.64	38.10	28	1.28
2430V297	779.78	38.10	30	0.41
2430V302	784.86	38.10	30	0.44
2430V319	828.04	38.10	30	0.46
2430V345	894.08	38.10	30	0.52
2430V379	980.44	38.10	30	0.68
2436V331	863.60	38.10	36	0.44
2526V302	779.78	39.69	26	0.46
2526V314	822.96	39.69	26	0.60
2528V370	957.58	39.69	28	0.60
2530V300	787.40	39.69	30	0.51

Belt Ref. (RMA)	Outside Length (mm)	Top Width (mm)	Angle (°)	Weight (kg)
2530V335	868.68	39.69	30	0.49
2530V470	1211.58	39.69	30	0.75
2530V490	1270.00	39.69	30	1.12
2530V500	1292.86	39.69	30	1.51
2530V530	1371.60	39.69	30	1.54
2530V550	1422.40	39.69	30	1.25
2530V560	1440.18	39.69	30	0.79
2530V575	1485.90	39.69	30	1.25
2530V595	1541.78	39.69	30	1.67
2530V600	1541.78	39.69	30	0.92
2530V610	1574.80	39.69	30	1.38
2530V618	1587.50	39.69	30	1.42
2530V630	1630.68	39.69	30	1.75
2530V660	1701.80	39.69	30	1.79
2530V670	1732.28	39.69	30	1.83
2530V680	1744.98	39.69	30	0.98
2530V690	1778.00	39.69	30	1.85
2530V700	1803.40	39.69	30	1.88
2530V730	1884.68	39.69	30	1.95
2530V740	1905.00	39.69	30	1.98
2530V750	1935.48	39.69	30	1.99
2530V790	2032.00	39.69	30	2.06
2530V840	2159.00	39.69	30	2.15
2530V850	2176.78	39.69	30	1.69
2530V890	2286.00	39.69	30	2.26
2530V934	2397.76	39.69	30	2.35
2530V990	2540.00	39.69	30	2.47
2530V1090	2794.00	39.69	30	2.67
2530V1190	3040.38	39.69	30	2.86
2530V1290	3302.00	39.69	30	3.06
2530V1490	3810.00	39.69	30	2.66
2530V1690	4312.92	39.69	30	2.91
2626V369	949.96	41.28	26	0.75
2626V388	1008.38	41.28	26	0.75
2630V345	896.62	41.28	30	0.60
2630V395	1021.08	41.28	30	0.67
2636V332	863.60	41.28	36	0.64
2822V778	2019.30	44.45	22	2.49
2826V412	1064.26	44.45	26	0.90
2826V452	1168.40	44.45	26	1.33
2830V337	883.92	44.45	30	0.76
2830V363	934.72	44.45	30	0.67
2830V366	944.88	44.45	30	0.49
2830V367	962.66	44.45	30	0.82
2830V393	1013.46	44.45	30	0.63
2830V396	1023.62	44.45	30	0.58
2830V422	1084.58	44.45	30	0.66
2830V428	1107.44	44.45	30	0.85
2830V492	1272.54	44.45	30	0.84
2836V343	891.54	44.45	36	0.77
2836V350	909.32	44.45	36	0.78
2836V380	985.52	44.45	36	0.84
2926V366	952.50	46.04	26	0.71
2926V400	1036.32	46.04	26	0.97

V-Belts

MULTI-SPEED

Belt Ref. (RMA)	Outside Length (mm)	Top Width (mm)	Angle (°)	Weight (kg)
2926V426	1104.90	46.04	26	0.96
2926V471	1219.20	46.04	26	1.40
2926V477	1231.90	46.04	26	1.11
2926V486	1249.68	46.04	26	1.09
2926V491	1270.00	46.04	26	1.44
2926V521	1346.20	46.04	26	1.50
2926V534	1376.68	46.04	26	1.04
2926V546	1409.70	46.04	26	1.54
2926V574	1480.82	46.04	26	1.60
2926V586	1511.30	46.04	26	1.61
2926V606	1562.10	46.04	26	1.66
2926V616	1607.82	46.04	26	1.70
2926V636	1635.76	46.04	26	1.72
2926V646	1663.70	46.04	26	1.73
2926V666	1714.50	46.04	26	1.89
2926V686	1765.30	46.04	26	1.82
2926V706	1816.10	46.04	26	1.86
2926V726	1866.90	46.04	26	1.90
2926V776	1993.90	46.04	26	1.99
2926V786	2016.76	46.04	26	2.02
2926V834	2138.68	46.04	26	2.11
2926V856	2194.56	46.04	26	2.17
2926V891	2286.00	46.04	26	1.78
2926V906	2324.10	46.04	26	2.25
2926V966	2476.50	46.04	26	2.36
2926V1006	2578.10	46.04	26	2.45
2926V1026	2631.44	46.04	26	2.48
2926V1086	2783.84	46.04	26	2.62
2930V348	901.70	46.04	30	0.65
2930V492	1270.00	46.04	30	1.43
3028V386	1000.76	47.63	28	0.90
3030V357	927.10	47.63	30	0.85
3030V377	982.98	47.63	30	0.71
3030V387	1005.84	47.63	30	0.92
3036V351	914.40	47.63	36	0.81
3226V392	1010.92	50.80	26	1.00
3226V400	1043.94	50.80	26	1.04
3226V433	1120.14	50.80	26	0.87
3226V439	1135.38	50.80	26	0.97
3226V450	1163.32	50.80	26	1.24
3226V465	1203.96	50.80	26	1.35
3226V505	1305.56	50.80	26	1.43
3226V514	1328.42	50.80	26	1.30
3226V545	1404.62	50.80	26	1.17
3226V585	1508.76	50.80	26	1.58
3226V603	1559.56	50.80	26	1.90
3226V650	1673.86	50.80	26	1.61
3226V663	1711.96	50.80	26	1.73
3226V690	1772.92	50.80	26	1.59
3226V723	1864.36	50.80	26	1.84
3226V783	2019.30	50.80	26	2.32
3226V843	2169.16	50.80	26	2.07
3226V903	2321.56	50.80	26	2.18
3226V963	2473.96	50.80	26	2.30

Belt Ref. (RMA)	Outside Length (mm)	Top Width (mm)	Angle (°)	Weight (kg)
3226V1023	2626.36	50.80	26	2.47
3226V1083	2778.76	50.80	26	2.52
3230V419	1084.58	50.80	30	1.39
3230V481	1242.06	50.80	30	1.15
3230V560	1442.72	50.80	30	1.28
3230V630	1620.52	50.80	30	1.56
3230V670	1722.12	50.80	30	1.29
3230V701	1800.86	50.80	30	1.57
3230V850	2179.32	50.80	30	1.95
3230V871	2232.66	50.80	30	2.22
3230V1180	3017.52	50.80	30	3.05
3230HV856	2202.18	50.80	30	2.93
3230HV931	2392.68	50.80	30	3.19
3236V369	957.58	50.80	36	0.94
3236V389	1008.38	50.80	36	0.99
3236V432	1122.68	50.80	36	1.09
3236HV528	1366.52	50.80	36	1.63
3236HV553	1430.02	50.80	36	2.04
3236HV570	1473.20	50.80	36	2.09
3236HV585	1511.30	50.80	36	2.13
3236HV603	1557.02	50.80	36	2.18
3236HV613	1579.88	50.80	36	2.20
3236HV620	1600.20	50.80	36	2.23
3236HV626	1615.44	50.80	36	2.24
3236HV644	1661.16	50.80	36	2.30
3236HV670	1727.20	50.80	36	2.37
3236HV702	1805.94	50.80	36	2.47
3236HV723	1859.28	50.80	36	2.53
3236HV821	2110.74	50.80	36	2.79
3326V478	1231.90	52.39	26	1.26
3428V451	1168.40	53.98	28	1.10
3430V424	1099.82	53.98	30	0.99
3430V476	1239.52	53.98	30	1.47
3430V493	1272.54	53.98	30	1.26
3432V450	1163.32	53.98	32	1.10
3432V456	1181.10	53.98	32	1.12
3432V480	1239.52	53.98	32	1.16
3432V484	1252.22	53.98	32	1.15
3432V528	1356.36	53.98	32	1.20
3432V534	1379.22	53.98	32	1.26
3436V404	1049.02	53.98	36	1.36
3626V556	1435.10	57.15	26	2.19
3630V455	1178.56	57.15	30	1.22
3636V479	1239.52	57.15	36	1.76
3726V558	1445.26	58.74	26	2.45
3826V459	1188.72	60.33	26	1.27
3826V465	1206.50	60.33	26	1.85
3830V501	1295.40	60.33	30	2.05
3830V510	1320.80	60.33	30	2.13
3830V517	1338.58	60.33	30	1.98
3830V580	1498.60	60.33	30	2.35
3830V587	1513.84	60.33	30	1.88
3836V418	1084.58	60.33	36	1.67
3836V426	1107.44	60.33	36	1.37

MULTI-SPEED

Belt Ref. (RMA)	Outside Length (mm)	Top Width (mm)	Angle (°)	Weight (kg)
3836V654	1684.02	60.33	36	1.95
4030V538	1384.30	63.50	30	1.50
4030V590	1524.00	63.50	30	1.89
4036V541	1407.16	63.50	36	2.40
4036V574	1480.82	63.50	36	2.28
4230V503	1305.56	66.68	30	2.53
4230V556	1442.72	66.68	30	2.41
4230V605	1549.40	66.68	30	2.38
4234V998	2562.86	66.68	34	4.88
4330V521	1351.28	68.26	30	2.60
4430V510	1320.80	69.85	30	2.49
4430V530	1371.60	69.85	30	2.55
4430V548	1397.00	69.85	30	2.61
4430V555	1435.10	69.85	30	2.64
4430V560	1447.80	69.85	30	2.10
4430V570	1473.20	69.85	30	2.32
4430V578	1498.60	69.85	30	2.75
4430V600	1549.40	69.85	30	2.26
4430V610	1574.80	69.85	30	2.87
4430V630	1625.60	69.85	30	2.93
4430V652	1681.48	69.85	30	2.63
4430V660	1701.80	69.85	30	3.05
4430V670	1727.20	69.85	30	3.10
4430V690	1778.00	69.85	30	3.16
4430V700	1803.40	69.85	30	3.21
4430V710	1831.34	69.85	30	2.97
4430V718	1849.12	69.85	30	3.58
4430V730	1879.60	69.85	30	3.32
4430V740	1905.00	69.85	30	3.35
4430V750	1930.40	69.85	30	3.71
4430V760	1955.80	69.85	30	3.08
4430V772	1996.44	69.85	30	4.81
4430V780	2006.60	69.85	30	3.17
4430V790	2032.00	69.85	30	3.55
4430V850	2184.40	69.85	30	3.78
4430V910	2336.80	69.85	30	4.00
4430V970	2489.20	69.85	30	4.23
4430V1000	2567.94	69.85	30	4.65
4430V1030	2641.60	69.85	30	4.46
4430V1090	2794.00	69.85	30	4.69
4430V1150	2946.40	69.85	30	6.01
4430V1250	3202.94	69.85	30	5.69
4430V1320	3378.20	69.85	30	5.58
4430V1410	3606.80	69.85	30	6.15
4430V1460	3733.80	69.85	30	6.35
4430V1610	4114.80	69.85	30	6.95
4430V1810	4622.80	69.85	30	7.75
4430V1917	4894.58	69.85	30	8.17
4436V525	1358.90	69.85	36	2.53
4436V551	1424.94	69.85	36	2.59
4436V555	1435.10	69.85	36	2.64
4436V561	1450.34	69.85	36	2.11
4436V576	1488.44	69.85	36	2.72
4436V581	1501.14	69.85	36	2.19

Belt Ref. (RMA)	Outside Length (mm)	Top Width (mm)	Angle (°)	Weight (kg)
4436V646	1663.70	69.85	36	2.98
4436V714	1846.58	69.85	36	3.85
4626V596	1539.24	73.03	26	3.14
4630V650	1678.94	73.03	30	3.82
4630V663	1709.42	73.03	30	3.86
4630V668	1729.74	73.03	30	4.30
4630V683	1760.22	73.03	30	3.98
4630V733	1887.22	73.03	30	4.47
4630V1070	2745.74	73.03	30	5.22
4632V722	1866.90	73.03	32	4.17
4636V613	1579.88	73.03	36	3.19
4830V602	1551.94	76.20	30	3.46
4830V614	1587.50	76.20	30	3.29
4830V653	1686.56	76.20	30	3.46
4830V692	1785.62	76.20	30	3.63
4830V699	1803.40	76.20	30	3.66
4830V730	1882.14	76.20	30	3.84
4830V750	1930.40	76.20	30	3.89
4830V850	2186.94	76.20	30	4.34
4830V970	2491.74	76.20	30	4.88
4830V1070	2745.74	76.20	30	5.29
4836V588	1518.92	76.20	36	3.13
4836V608	1572.26	76.20	36	3.20
4836V618	1610.36	76.20	36	3.28
4836V642	1658.62	76.20	36	3.37
4836V655	1691.64	76.20	36	3.43
4836V729	1879.60	76.20	36	3.75
4836V789	2032.00	76.20	36	4.01
4836V850	2186.94	76.20	36	4.31
4836V1180	3030.22	76.20	36	6.15
5126V938	2413.00	80.96	26	5.30
5130V732	1894.84	80.96	30	4.94
5130V787	2037.10	80.96	30	5.33
5228V930	2397.76	82.55	28	6.27
5228V930S	2397.76	82.55	28	12.04
5230V662	1709.42	82.55	30	4.25
5230V734	1912.62	82.55	30	4.81
5230V734S	1912.62	82.55	30	9.30
5230V867	2242.82	82.55	30	5.35
5230V867S	2242.82	82.55	30	10.25
5636V750	1940.56	88.90	36	5.63
5636V774	1998.98	88.90	36	5.80
5830V756	1953.26	92.08	30	5.97
5836V737	1905.00	92.08	36	3.68
6036V761	1973.58	95.25	36	6.68
6036V850	2192.02	95.25	36	6.04
6236V694	1798.32	98.43	36	5.10
6236V725	1877.06	98.43	36	5.72
6236V762	1971.04	98.43	36	6.00
6236V785	2029.46	98.43	36	5.52
6236V905	2334.26	98.43	36	6.54

V-Belts

ROUND ENDLESS

Round cross-section belt



Gates Round Endless belts are designed for ¼ turn or twisted drives where more than an O-ring is required. Round Endless belts are ideal for ¼ turn or twisted, serpentine drives, power turn and line shaft conveyors and commercial sewing machines.

Advantages

- Minimal stretch for minimum take-up requirements.
- No Splice for added durability.



Round Endless ordering code is composed as follows:

7X53	
7X	- Section
53	- Inside length (inch)

3/8" Diameter			3/8" Diameter			3/8" Diameter		
Minimum order quantity is 139 belts per size +/- 10%			Minimum order quantity is 139 belts per size +/- 10%			Minimum order quantity is 139 belts per size +/- 10%		
Belt Ref. (RMA)	Inside Length (inch)	Inside Length (mm)	Belt Ref. (RMA)	Inside Length (inch)	Inside Length (mm)	Belt Ref. (RMA)	Inside Length (inch)	Inside Length (mm)
6X33	33	838	6X62	62	1575	6X92	92	2337
6X33½	33½	851	6X63	63	1600	6X93	93	2362
6X34	34	864	6X64	64	1626	6X94	94	2388
6X35	35	889	6X65	65	1651	6X95	95	2413
6X36	36	914	6X66	66	1676	6X96	96	2438
6X37	37	940	6X67	67	1702	6X97	97	2464
6X38	38	965	6X68	68	1727	6X98	98	2489
6X39	39	991	6X69	69	1753	6X99	99	2515
6X40	40	1016	6X70	70	1778	6X100	100	2540
6X41	41	1041	6X71	71	1803	6X101	101	2565
6X42	42	1067	6X72	72	1829	6X102	102	2591
6X43	43	1092	6X73	73	1854	6X103	103	2616
6X44	44	1118	6X74	74	1880	6X104	104	2642
6X45	45	1143	6X75	75	1905	6X105	105	2667
6X46	46	1168	6X76	76	1930	6X106	106	2692
6X47	47	1194	6X77	77	1956	6X107	107	2718
6X48	48	1219	6X78	78	1981	6X108	108	2743
6X49	49	1245	6X79	79	2007	6X109	109	2769
6X50	50	1270	6X80	80	2032	6X110	110	2794
6X51	51	1295	6X81	81	2057	6X111	111	2819
6X52	52	1321	6X82	82	2083	6X112	112	2845
6X53	53	1346	6X83	83	2108	6X113	113	2870
6X54	54	1372	6X84	84	2134	6X114	114	2896
6X55	55	1397	6X85	85	2159	6X115	115	2921
6X56	56	1422	6X86	86	2184	6X116	116	2946
6X57	57	1448	6X87	87	2210	6X117	117	2972
6X58	58	1473	6X88	88	2235	6X118	118	2997
6X59	59	1499	6X89	89	2261	6X119	119	3023
6X60	60	1524	6X90	90	2286	6X120	120	3048
6X61	61	1549	6X91	91	2311			

NOTE:
All belts in **BOLD** have no minimum order quantities.

ROUND ENDLESS

7/16" Diameter

Minimum order quantity is 115 belts per size +/- 10%

Belt Ref. (RMA)	Inside Length (inch)	Inside Length (mm)
7X33	33	838
7X34	34	864
7X35	35	889
7X36	36	914
7X37	37	940
7X38	38	965
7X39	39	991
7X40	40	1016
7X41	41	1041
7X42	42	1067
7X43	43	1092
7X44	44	1118
7X45	45	1143
7X46	46	1168
7X47	47	1194
7X48	48	1219
7X49	49	1245
7X50	50	1270
7X51	51	1295
7X52	52	1321
7X53	53	1346
7X54	54	1372
7X55	55	1397
7X56	56	1422
7X57	57	1448
7X58	58	1473
7X59	59	1499
7X60	60	1524
7X61	61	1549
7X62	62	1575
7X63	63	1600
7X64	64	1626
7X65	65	1651
7X66	66	1676
7X67	67	1702
7X68	68	1727
7X69	69	1753
7X70	70	1778
7X71	71	1803
7X72	72	1829
7X73	73	1854
7X74	74	1880
7X75	75	1905
7X76	76	1930
7X77	77	1956
7X77¼	77¼	1962
7X78	78	1981
7X79	79	2007

7/16" Diameter Cont.

Minimum order quantity is 115 belts per size +/- 10%

Belt Ref. (RMA)	Inside Length (inch)	Inside Length (mm)
7X80	80	2032
7X81	81	2057
7X82	82	2083
7X83	83	2108
7X84	84	2134
7X85	85	2159
7X86	86	2184
7X87	87	2210
7X88	88	2235
7X89	89	2261
7X90	90	2286
7X91	91	2311
7X92	92	2337
7X93	93	2362
7X94	94	2388
7X95	95	2413
7X96	96	2438
7X97	97	2464
7X98	98	2489
7X99	99	2515
7X100	100	2540
7X101	101	2565
7X102	102	2591
7X103	103	2616
7X104	104	2642
7X105	105	2667
7X106	106	2692

1/2" Diameter

Minimum order quantity is 95 belts per size +/- 10%

Belt Ref. (RMA)	Inside Length (inch)	Inside Length (mm)
8X53	53	1346
8X54	54	1372
8X55	55	1397
8X56	56	1422
8X57	57	1448
8X58	58	1473
8X59	59	1499
8X61	61	1549
8X62	62	1575
8X63	63	1600

1/2" Diameter Cont.

Minimum order quantity is 95 belts per size +/- 10%

Belt Ref. (RMA)	Inside Length (inch)	Inside Length (mm)
8X64	64	1626
8X65	65	1651
8X66	66	1676
8X67	67	1702
8X68	68	1727
8X69	69	1753
8X70	70	1778
8X71	71	1803
8X72	72	1829
8X73	73	1854
8X74	74	1880
8X75	75	1905
8X76	76	1930
8X77	77	1956
8X78	78	1981
8X79	79	2007
8X80	80	2032
8X81	81	2057
8X82	82	2083
8X83	83	2108
8X84	84	2134
8X85	85	2159
8X86	86	2184
8X87	87	2210
8X88	88	2235
8X89	89	2261
8X90	90	2286
8X91	91	2311
8X92	92	2337
8X93	93	2362
8X94	94	2388
8X95	95	2413
8X96	96	2438
8X97	97	2464
8X98	98	2489
8X99	99	2515
8X100	100	2540
8X101	101	2565
8X102	102	2591
8X103	103	2616
8X104	104	2642
8X105	105	2667
8X106	106	2692

NOTE:

All belts in **BOLD** have no minimum order quantities.

ROUND ENDLESS

9/16" Diameter

Minimum order quantity is 87 belts per size +/- 10%

Belt Ref. (RMA)	Inside Length (inch)	Inside Length (mm)
9X41³/₈	41³/₈	1051
9X49	49	1245
9X50	50	1270
9X51	51	1295
9X52	52	1321
9X53	53	1346
9X54	54	1372
9X55	55	1397
9X56	56	1422
9X57	57	1448
9X58	58	1473
9X59	59	1499
9X60	60	1524
9X62	62	1575
9X64	64	1626
9X66	66	1676
9X67	67	1702
9X68	68	1727
9X69	69	1753
9X70	70	1778
9X72	72	1829
9X74	74	1880
9X75	75	1905
9X76	76	1930
9X78	78	1981
9X80	80	2032

9/16" Diameter Cont.

Minimum order quantity is 87 belts per size +/- 10%

Belt Ref. (RMA)	Inside Length (inch)	Inside Length (mm)
9X82	82	2083
9X83	83	2108
9X84	84	2134
9X86	86	2184
9X88	88	2235
9X89	89	2261
9X90	90	2286
9X91	91	2311
9X92	92	2337
9X94	94	2388
9X95	95	2413
9X96	96	2438
9X98	98	2489
9X99	99	2515
9X100	100	2540
9X102	102	2591
9X103	103	2616
9X104	104	2642
9X106	106	2692
9X108	108	2743
9X110	110	2794
9X111	111	2819
9X112	112	2845
9X113	113	2870
9X114	114	2896
9X116	116	2946

9/16" Diameter Cont.

Minimum order quantity is 87 belts per size +/- 10%

Belt Ref. (RMA)	Inside Length (inch)	Inside Length (mm)
9X119	119	3023
9X120	120	3048
9X128	128	3251
9X129³/₄	129	3277
9X144	144	3658
9X148	148	3759
9X155	155	3937
9X166	166	4216
9X172	172	4369
9X176	176	4470
9X190	190	4826
9X200	200	5080
9X210	210	5334
9X233	233	5918
9X250	250	6350
9X270	270	6858
9X308	308	7823
9X331	331	8407
9X345	345	8763
9X386	386	9804
9X416	416	10566
9X447	447	11354
9X465	465	11811
9X564	564	14326
9X660	660	16764

NOTE:
All belts in **BOLD** have no minimum order quantities.

V-Belts

URETHANE ROUND™ Round cross-section urethane belt

Gates Urethane Round™ belts are manufactured from the finest quality polyurethanes and are perfect for a wide variety of low and fractional horsepower drive applications.

Benefits include: reduced costs, improved performance, extended life and easy installation.

Also available in Connector Belts for quick and easy replacement. Connector belts clip together via a metal link so are great for replacing broken belts.

Advantages

- Elasticity eliminates the need for tensioning devices allowing for simpler designs, significant cost reduction and ease of installation.
- Excellent vibration and dampening qualities.
- Greater strength than rubber and resistant to oils, greases, fuels and ozone.
- Abrasion resistance makes this belt very durable and the choice when cleanliness and low particle generation is especially desirable.

Note:

V bottom pulleys provide a more positive drive than round bottom pulleys. Design with a 36° inclusive angle and do not allow belts to run on the bottom.



Diameter (inch)	Min Length (inch)	Max Length (inch)
-----------------	-------------------	-------------------

1/16	4	16
3/32	5	21
1/8	5	25
5/32	6	25
3/16	6 1/2	30
7/32	9 1/2	25
1/4	9	64
5/16	16	30
3/8	20	60
Connector Belts	9 1/2	15

POWERBACK® and POWER CURVE®

Wrapped V-belt of modified cross-section



POWERBACK® V-BELT

Gates PowerBack® V-belt is specially designed for live roller conveyor applications. This modified "B" section belt has a special flat back to increase top surface contact with roll and from roll to roll.

Advantages

- Flat back provides greater top surface contact with Roll and Roll to Roll.
- Flex-Bonded Cords are strongly bonded to the body of the belt resulting in equal load distribution and absorption of bending stress without cord deterioration.
- Meets RMA oil and heat resistant standards.

Powerback® ordering code is composed as follows:

B125PB	
B	- Section
125	- Inside length (inch)
PB	- Powerback®

POWER CURVE® V-BELT

The conveyor turn is a demanding application in which V-belts face varying degrees of a transverse bending. The Gates Power Curve® belt was specifically engineered to handle the bending and twisting of this demanding application.

Advantages

- Unique under cord construction allows greater than 4 times the flexibility of Gates standard B section belt.
- Gates patented Flex-Weave® cover increases flexibility and reduces cover stress for longer life.
- Meets RMA oil and heat resistant standards.

Power Curve® ordering code is composed as follows:

B285PC	
B	- Section
285	- Inside length (inch)
PC	- Power Curve®

POWERBACK® V-BELT

B		
Top Width 17mm Height 10mm		
Belt Ref. (RMA)	Outside Length (mm)	Weight (kg)
B101PB	2642	0.51
B113PB	2946	0.56
B125PB	3251	0.63
B137PB	3556	0.71
B149PB	3861	0.77
B161PB	4166	0.75
B185PB	4775	0.86
B197PB	5080	0.99
B211PB	5385	1.02
B247PB	6299	1.14
B259PB	6604	1.32
B315PB	8026	1.45

POWER CURVE® V-BELT

B		
Top Width 17mm		
Belt Ref. (RMA)	Outside Length (mm)	Weight (kg)
B112PC	2920	0.60
B116PC	3025	0.61
B120PC	3125	0.62
B124PC	3225	0.64
B128PC	3325	0.69
B133PC	3455	0.71
B136PC	3530	0.73
B140PC	3630	0.74
B144PC	3735	0.75
B150PC	3885	0.77
B154PC	3990	0.80
B158PC	4090	0.82
B162PC	4190	0.84
B173PC	4470	0.89
B180PC	4650	0.93
B190PC	4900	0.98
B195PC	5030	1.00
B205PC	5285	1.05
B210PC	5410	1.21

B Cont		
Top Width 17mm		
Belt Ref. (RMA)	Outside Length (mm)	Weight (kg)
B225PC	5740	1.15
B240PC	6120	1.23
B255PC	6500	1.30
B270PC	6885	1.38
B285PC	7265	1.46
B300PC	7645	1.53
B315PC	8025	1.61
B330PC	8405	1.93
B345PC	8790	2.01
B360PC	9170	2.09
B375PC	9550	2.22
B390PC	9930	2.30
B405PC	10310	2.37
B420PC	10695	2.45
B430PC	10945	2.50
B445PC	11330	2.58
B460PC	11710	2.65
B500PC	12725	3.04

NOTE:

Non-stock, please contact Gates Customer Service for availability.

XTREME®

Variable speed drives for recreational vehicles



Gates Xtreme® is built for tough rider demands and hyper-sled action. Equally at home in deep powder or hard pack conditions, it's built for extra long wear and dependability for the rough rider.

Powder clutching? No problem. Run a thousand mile week, or high mark to the top of the mountain. Xtreme gives you top performance even at -34°. Reinforced with kevlar for added durability, strength and high performance.

For application information please contact Gates Customer Service or refer to Application Guide 431-2070.

Identification

Durable printed Xtreme® label indicating type.

Construction

- Flex Weave® overcord yields superior adhesion and crack resistance.
- Heat resistant notch fabric for smooth idling.
- Aramid tensile cords for minimal length adjustment.
- Unique elastomer undercord for extreme conditions.
- Built on precision steel drums for accurate size control.

Advantages

- High performance belt used at championship level.
- Long service life in extreme conditions.
- Minimal power loss for better rider control.

V-Belts



Xtreme® ordering code is composed as follows:

38X4351 - Belt Reference

NOTE:

For application listings refer to Gates Power Sport Recreational Belt Applications Guide (Catalogue Part # 431-2070) or contact Gates Customer Service Team.

Non-stock, please contact Gates Customer Service for availability.

Belt Ref.	Top Width (mm)	Outside Length (mm)	Weight (kg)
25X4320	32	1099	0.56
32X4400	33	1118	0.61
38X4320	35	1099	0.60
38X4340	35	1105	0.64
38X4350	35	1108	0.60
38X4351	35	1108	0.60
38X4355	35	1108	0.60
38X4360	35	1110	0.68
38X4400	35	1118	0.61
38X4401	35	1118	0.61
38X4420	35	1124	0.61
38X4421	35	1124	0.64
38X4600	35	1173	0.64
38X4640	35	1181	0.65
38X4725	35	1196	0.65
38X4730	35	1203	0.65
38X4740	35	1207	0.65
38X4750	35	1210	0.66
38X5140	35	1308	0.82
38X5210	35	1324	0.83
42X4900	37	1242	0.75
43X4320	37	1118	0.68
43X4400	37	1121	0.69
43X4616	37	1175	0.72
44X4640	37	1165	0.64
44X4740	37	1209	0.68
44X4810	37	1222	0.69
50X4395	38	1116	0.69

TRAIL RUNNER®

Variable speed drives for recreational vehicles



Gates Trail Runner® is designed to outlast ordinary belts. It is engineered especially for entry-level, touring sleds, or for riders with moderate demands who want long service life and dependability. Quality material and high tech design ensure a clean running drive for peak clutch efficiency. Trail Runner will give solid performance under a wide range of conditions.

Like the Gates Xtreme® belt, sophisticated laboratory testing and extensive field trials ensure that the Trail Runner belt will provide optimum reliability for lower horsepower sleds.

Identification

Durable printed TrailRunner® label indicating type.

Construction

- Flex Weave® overcord yields superior adhesion and crack resistance.
- Heat resistant notch fabric for smooth idling.
- Aramid tensile cords for minimal length adjustment.
- Built on precision steel drums for accurate size control.

Advantages

- Dependable service life in touring conditions.
- Minimal power loss for better rider control.



Trail Runner® ordering code is composed as follows:

25T4510 - Belt Reference

Belt Ref.	Top Width (mm)	Outside Length (mm)	Weight (kg)
19T4300	30	1092	0.53
19T4312	30	1095	0.46
19T4400	30	1130	0.55
25T4320	32	1098	0.57
25T4325	32	1108	0.57
25T4420	32	1123	0.58
25T4510	32	1146	0.59
32T4400	33	1117	0.62
38T4320	35	1098	0.61
38T4350	35	1108	0.61
38T4351	35	1108	0.61
38T4400	35	1117	0.62
38T4401	35	1117	0.62
38T4420	35	1123	0.62
38T4640	35	1181	0.65
38T4725	35	1196	0.66
38T4730	35	1203	0.66
38T4750	35	1206	0.66
42T4900	37	1242	0.75
44T4640	37	1164	0.65

NOTE:

For application listings refer to Gates Power Sport Recreational Belt Applications Guide (Catalogue Part # 431-2070) or contact Gates Customer Service Team.

Non-stock, please contact Gates Customer Service for availability.

BLADERUNNER®

Grounds Maintenance Equipment



Gates BladeRunner® belts are engineered and built to exactly match the composition, construction and fit of the most popular lawn and garden power equipment brand names.

Identification

Durable marking indicating type.

Construction

- Exact OEM fit and construction means more value and longer life.
- Aramid cord construction is utilized in many cases, providing longer service life during frequent and severe shock loads.
- Built to withstand the rigorous start and stop operation of lawn and garden equipment.

Advantages

- Excellent performance/cost ratio.
- Long belt life reducing replacement and maintenance costs.



Bladerunner® ordering code is composed as follows:

6447BR - Belt Reference

Belt Ref. (RMA)	Outside Length (mm)	Top Width (mm)	Belt Type	Weight (kg)	Belt Ref. (RMA)	Outside Length (mm)	Top Width (mm)	Belt Type	Weight (kg)
6400BR	2198	14.2	Wrapped	0.32	6433BR	925	9.7	Cogged	0.09
6401BR	2281	14.2	Wrapped	0.33	6434BR	2101	13.5	Wrapped	0.26
6402BR	1899	16.8	Wrapped	0.32	6435BR	673	9.7	Cogged	0.06
6405BR	1119	16.8	Wrapped	0.17	6436BR	1408	31.8	Banded	0.50
6406BR	1543	16.8	Wrapped	0.26	6437BR	1222	31.8	Banded	0.38
6407BR	2315	12.7	Wrapped	0.28	6438BR	2476	12.7	Wrapped	0.30
6408BR	1981	16.8	Wrapped	0.31	6439BR	1208	16.8	Wrapped	0.19
6409BR	3105	12.7	Double V	0.48	6440BR	1327	31.8	Banded	0.45
6411BR	777	9.7	Wrapped	0.05	6441BR	1140	16.8	Cogged	0.24
6412BR	2155	14.2	Wrapped	0.31	6442BR	1273	31.8	Banded	0.46
6413BR	826	7.9	60° M Section	0.02	6443BR	2128	12.7	Wrapped	0.22
6414BR	1995	12.7	Wrapped	0.20	6444BR	2128	12.7	Wrapped	0.24
6415BR	2097	12.7	Wrapped	0.21	6446BR	1334	17.5	Wrapped	0.18
6416BR	2559	16.8	Wrapped	0.43	6447BR	1343	16.8	Wrapped	0.22
6417BR	1945	12.7	Wrapped	0.21	6448BR	1721	12.7	Wrapped	0.19
6418BR	2255	14.2	Wrapped	0.33	6449BR	1411	12.7	Wrapped	0.17
6419BR	1400	22.4	Wrapped	0.32	6450BR	2255	12.7	Wrapped	0.23
6422BR	1188	12.7	Wrapped	0.12	6451BR	1594	12.7	Wrapped	0.18
6423BR	1156	16.8	Cogged	0.24	6452BR	2427	12.7	Wrapped	0.29
6424BR	1894	12.7	Wrapped	0.19	6453BR	782	12.7	Wrapped	0.07
6425BR	1040	12.7	Wrapped	0.11	6454BR	2102	16.8	Wrapped	0.33
6426BR	841	9.7	Wrapped	0.06	6455BR	1787	12.7	Double V	0.27
6427BR	2229	16.8	Wrapped	0.35	6456BR	2730	12.7	Double V	0.41
6428BR	2682	12.7	Wrapped	0.33	6457BR	2356	12.7	Wrapped	0.24
6429BR	1135	16.8	Cogged	0.24	6458BR	2003	13.5	Wrapped	0.25
6431BR	2280	12.7	Wrapped	0.23	6459BR	2255	12.7	Wrapped	0.25
6432BR	2419	12.7	Wrapped	0.25	6460BR	831	9.7	Wrapped	0.06

NOTE: For application listings refer to Gates Grounds Maintenance Equipment catalogue (Part # 431-2061), visit www.gatesaustralia.com.au/LAWN or contact Gates Customer Service.

BLADERUNNER®

Belt Ref. (RMA)	Outside Length (mm)	Top Width (mm)	Belt Type	Weight (kg)
6462BR	2153	12.7	Wrapped	0.22
6463BR	2257	13.5	Wrapped	0.28
6464BR	1645	16.8	Wrapped	0.29
6466BR	1141	31.8	Banded	0.41
6467BR	2127	16.8	Wrapped	0.36
6469BR	802	9.7	Wrapped	0.06
6470BR	1289	31.8	Banded	0.47
6471BR	1861	12.7	Double V	0.28
6472BR	1126	16.8	Cogged	0.24
6473BR	566	12.7	Raw Edge	0.06
6474BR	2275	12.7	Wrapped	0.27
6475BR	1208	12.7	Wrapped	0.12
6476BR	2223	12.7	Wrapped	0.33
6477BR	2529	12.7	Wrapped	0.27
6478BR	1792	12.7	Wrapped	0.20
6479BR	2280	16.8	Wrapped	0.36
6480BR	2586	16.8	Wrapped	0.51
6481BR	3053	13.5	Wrapped	0.40
6482BR	1730	16.8	Wrapped	0.30
6484BR	3213	13.5	Wrapped	0.40
6485BR	3389	16.8	Wrapped	0.71
6486BR	3243	13.5	Wrapped	0.40
6487BR	1257	16.8	Cogged	0.26
6488BR	1759	16.8	Wrapped	0.37
6490BR	2300	12.7	Wrapped	0.28
6491BR	1360	12.7	Wrapped	0.16
6492BR	2785	16.8	Wrapped	0.55
6494BR	902	16.8	Wrapped	0.14
6495BR	1442	12.7	Wrapped	0.15
6498BR	1366	12.7	Wrapped	0.14
6499BR	1340	12.7	Wrapped	0.14
6500BR	1035	9.7	Wrapped	0.08
6501BR	1894	12.7	Wrapped	0.21
6502BR	1721	16.8	Wrapped	0.30
6503BR	2199	12.7	Wrapped	0.22
6504BR	2148	12.7	Wrapped	0.23
6506BR	2076	16.8	Wrapped	0.35
6508BR	2052	12.7	Wrapped	0.31
6509BR	1029	9.7	Wrapped	0.08
6510BR	1391	16.8	Wrapped	0.23
6511BR	979	16.8	Wrapped	0.15
6513BR	2072	12.7	Wrapped	0.22
6514BR	1045	16.8	Wrapped	0.21
6515BR	2071	15.0	Raw Edge	0.30
6517BR	903	12.7	Wrapped	0.10
6518BR	2179	12.7	Wrapped	0.22
6519BR	1995	12.7	Wrapped	0.22
6520BR	1822	16.8	Wrapped	0.30
6521BR	2376	12.7	Wrapped	0.25
6523BR	2052	12.7	Wrapped	0.23
6524BR	2325	12.7	Wrapped	0.23
6525BR	1823	12.7	Wrapped	0.19
6526BR	2255	12.7	Wrapped	0.25

Belt Ref. (RMA)	Outside Length (mm)	Top Width (mm)	Belt Type	Weight (kg)
6527BR	1746	16.8	Wrapped	0.28
6528BR	925	12.7	Raw Edge	0.12
6529BR	1172	12.7	Raw Edge	0.12
6530BR	1617	12.7	Raw Edge	0.17
6531BR	2254	16.8	Wrapped	0.38
6532BR	2224	12.7	Wrapped	0.24
6533BR	2503	12.7	Wrapped	0.26
6534BR	630	9.7	Wrapped	0.06
6536BR	2178	16.8	Wrapped	0.35
6537BR	2204	16.8	Wrapped	0.37
6538BR	831	31.8	Banded	0.16
6539BR	1069	31.8	Banded	0.38
6540BR	578	12.7	Raw Edge	0.06
6542BR	1672	15.0	Cogged	0.31
6543BR	1487	19.1	Ribbed	0.10
6544BR	616	12.7	Cogged	0.07
6545BR	958	13.6	Wrapped	0.12
6546BR	627	12.7	Raw Edge	0.08
6547BR	1331	16.8	Cogged	0.20
6548BR	1096	16.8	Cogged	0.16
6549BR	1172	16.8	Cogged	0.17
6550BR	1128	16.8	Cogged	0.17
6551BR	2102	12.7	Wrapped	0.24
6552BR	1327	12.7	Raw Edge	0.17
6553BR	1288	12.7	Raw Edge	0.17
6554BR	906	16.8	Wrapped	0.14
6555BR	1940	16.8	Wrapped	0.30
6556BR	1055	16.8	Wrapped	0.17
6557BR	983	9.7	Wrapped	0.08
6558BR	2077	12.7	Wrapped	0.23
6559BR	1671	12.7	Wrapped	0.19
6561BR	2127	16.8	Wrapped	0.34
6562BR	960	12.7	Wrapped	0.09
6563BR	1289	16.8	Wrapped	0.23
6564BR	1416	16.8	Wrapped	0.25
6565BR	983	12.7	Wrapped	0.12
6566BR	3561	16.8	Wrapped	0.71
6567BR	3714	16.8	Wrapped	0.74
6568BR	3274	16.8	Wrapped	0.66
6569BR	4303	16.8	Wrapped	0.86
6570BR	3724	12.7	Double V	0.57
6571BR	2637	12.7	Double V	0.40
6572BR	2001	12.7	Wrapped	0.20
6573BR	2102	16.8	Wrapped	0.36
6574BR	3079	16.8	Wrapped	0.64
6575BR	2483	16.8	Wrapped	0.42
6576BR	1315	16.8	Wrapped	0.24
6577BR	3414	12.7	Wrapped	0.44
6578BR	2130	12.7	Wrapped	0.29
6579BR	2723	12.7	Double V	0.41
6580BR	1452	17.5	Ribbed	0.14
6581BR	1549	12.7	Raw Edge	0.21
6582BR	2316	12.7	Raw Edge	0.24

V-Belts

NOTE: For application listings refer to Gates Grounds Maintenance Equipment catalogue (Part # 431-2061), visit www.gatesaustralia.com.au/LAWN or contact Gates Customer Service.

BLADERUNNER®

V-Belts

Belt Ref. (RMA)	Outside Length (mm)	Top Width (mm)	Belt Type	Weight (kg)
6583BR	1300	12.7	Raw Edge	0.13
6584BR	2673	16.8	Raw Edge	0.37
6586BR	1275	31.8	Banded	0.44
6588BR	870	9.7	Raw Edge	0.06
6589BR	3140	16.8	Wrapped	0.67
6590BR	1372	16.8	Raw Edge	0.23
6591BR	2229	16.8	Wrapped	0.38
6592BR	2077	16.8	Wrapped	0.35
6593BR	1430	31.0	Banded	0.20
6595BR	825	9.7	Cogged	0.05
6596BR	3470	16.8	Wrapped	0.70
6597BR	3907	16.8	Wrapped	0.81
6598BR	4021	16.8	Wrapped	0.83
6599BR	3614	16.8	Wrapped	0.73
6601BR	2115	12.7	Wrapped	0.30
6603BR	1956	12.7	Wrapped	0.29
6604BR	2987	12.7	Wrapped	0.31
6605BR	1157	16.8	Wrapped	0.19
6606BR	2299	16.8	Wrapped	0.38
6608BR	521	9.5	Wrapped	0.04
6609BR	716	9.5	Raw Edge	0.05
6610BR	749	9.5	Raw Edge	0.05
6611BR	800	12.7	Raw Edge	0.10
6612BR	803	9.5	Raw Edge	0.07
6613BR	762	9.5	Raw Edge	0.06
6614BR	2266	16.8	Wrapped	0.43
6615BR	2863	16.8	Wrapped	0.57
6616BR	3609	16.8	Wrapped	0.70
6617BR	937	16.8	Wrapped	0.14
6618BR	825	16.8	Wrapped	0.14
6619BR	921	9.5	Wrapped	0.05
6620BR	1518	12.7	Wrapped	0.18
6621BR	848	12.7	Wrapped	0.09
6622BR	3448	16.8	Double V	0.80
6623BR	778	12.7	Wrapped	0.09
6624BR	791	12.7	Raw Edge	0.09
6625BR	2108	31.8	Banded	0.57
6626BR	4121	12.7	Wrapped	0.48
6627BR	2232	12.7	Wrapped	0.27
6628BR	3150	12.7	Raw Edge	0.27
6629BR	2051	12.7	Double V	0.27
6630BR	1775	16.8	Wrapped	0.34
6637BR	2013	13.5	Wrapped	0.25
6638BR	2458	13.5	Wrapped	0.29
6639BR	1327	13.5	Wrapped	0.15
6640BR	2038	13.5	Wrapped	0.25
6641BR	2241	13.5	Wrapped	0.27
6642BR	2520	13.5	Wrapped	0.30
6643BR	2305	13.5	Wrapped	0.25
6644BR	1949	16.8	Wrapped	0.36
6645BR	2258	16.8	Wrapped	0.43
6646BR	3381	16.8	Wrapped	0.33
6647BR	2041	16.8	Wrapped	0.19

Belt Ref. (RMA)	Outside Length (mm)	Top Width (mm)	Belt Type	Weight (kg)
6648BR	3006	16.8	Wrapped	0.27
6649BR	2294	16.8	Wrapped	0.21
6650BR	2828	16.8	Wrapped	0.25
6651BR	2637	13.5	Wrapped	0.15
6652BR	3547	12.7	Wrapped	0.20
6653BR	2595	12.7	Wrapped	0.15
6654BR	1302	16.8	Cogged	0.40
6655BR	1655	15.7	Cogged	0.62
6656BR	1121	12.7	Wrapped	0.07
6657BR	1156	12.7	Wrapped	0.07
6658BR	1228	12.7	Cogged	0.21
6659BR	6156	16.8	Wrapped	0.56
6660BR	724	12.7	Cogged	0.14
6661BR	4468	16.8	Wrapped	0.40
6662BR	3063	12.7	Wrapped	0.17
6663BR	2777	12.7	Wrapped	0.16
6664BR	1250	31.8	Banded	0.08
6665BR	2930	16.8	Wrapped	0.25
6666BR	1471	16.8	Ribbed	0.10
6667BR	965	9.5	Cogged	0.14
6668BR	742	14.2	Ribbed	0.05
6669BR	1203	14.2	Ribbed	0.08
6670BR	1046	31.8	Raw Edge	0.15
6671BR	914	9.5	Raw Edge	0.07
6672BR	2013	12.7	Wrapped	0.23
6673BR	803	9.5	Cogged	0.05
6674BR	1451	12.7	Wrapped	0.15
6675BR	1915	16.8	Wrapped	0.33
6676BR	2115	16.8	Wrapped	0.30
6677BR	1149	16.8	Wrapped	0.16
6679BR	711	9.7	Raw Edge	0.10
6680BR	892	17.5	Cogged	0.17
6681BR	2019	12.7	Wrapped	0.25
6682BR	1743	16.8	Wrapped	0.30
6683BR	1553	16.8	Wrapped	0.29
6684BR	2908	12.7	Wrapped	0.34
6685BR	1283	12.7	Wrapped	0.15
6686BR	3591	12.7	Wrapped	0.44
6687BR	3223	16.8	Double V	0.77
6688BR	2978	16.8	Wrapped	0.57
6689BR	825	9.5	Cogged	0.05
6690BR	2257	13.5	Wrapped	0.23
6691BR	1299	16.8	Wrapped	0.20
6692BR	3769	16.8	Wrapped	0.73
6693BR	5734	16.8	Wrapped	1.07
6694BR	2861	16.8	Double V	0.66
6695BR	3162	16.8	Double V	0.75
6696BR	3467	16.8	Double V	0.82
6697BR	1387	12.7	Wrapped	0.14
6698BR	1438	12.7	Raw Edge	0.11
6699BR	816	27.8	Ribbed	0.11
6700BR	727	25.4	Ribbed	0.08
6701BR	2280	16.8	Wrapped	0.36

NOTE: For application listings refer to Gates Grounds Maintenance Equipment catalogue (Part # 431-2061), visit www.gatesaustralia.com.au/LAWN or contact Gates Customer Service.

BLADERUNNER®

Belt Ref. (RMA)	Outside Length (mm)	Top Width (mm)	Belt Type	Weight (kg)
6702BR	2165	16.8	Wrapped	0.35
6703BR	2369	16.8	Wrapped	0.38
6704BR	2318	16.8	Wrapped	0.37
6705BR	2115	16.8	Wrapped	0.34
6706BR	1699	15.7	Cogged	0.41
6707BR	3645	13.5	Wrapped	0.41
6708BR	3712	13.5	Wrapped	0.42
6709BR	2273	12.7	Wrapped	0.26
6710BR	2397	12.7	Wrapped	0.28
6711BR	2315	13.5	Wrapped	0.25
6712BR	1524	12.7	Wrapped	0.16
6713BR	2296	12.7	Wrapped	0.27
6714BR	2369	12.7	Wrapped	0.25
6715BR	3007	12.7	Wrapped	0.34
6716BR	3616	13.5	Wrapped	0.36
6717BR	3807	13.5	Wrapped	0.41
6718BR	3864	13.5	Wrapped	0.43
6719BR	3931	16.8	Wrapped	0.41
6720BR	4458	16.8	Wrapped	0.86
6721BR	2470	16.8	Wrapped	0.48
6722BR	4836	16.8	Wrapped	0.91
6723BR	3972	16.8	Double V	0.95
6724BR	3029	16.8	Double V	0.73
6725BR	3261	16.8	Double V	0.80
6726BR	1337	12.7	Cogged	0.14
6727BR	3350	13.5	Wrapped	0.39
6728BR	2950	16.8	Wrapped	0.57
6729BR	3747	16.8	Wrapped	0.70
6730BR	3867	16.8	Wrapped	0.71
6731BR	4131	16.8	Wrapped	TBA
6732BR	3864	16.8	Wrapped	0.73
6733BR	4207	16.8	Wrapped	0.80
6734BR	1495	12.7	Raw Edge	0.18
6735BR	1521	12.7	Raw Edge	0.18
6736BR	1565	12.7	Raw Edge	0.18
6737BR	2019	12.7	Raw Edge	0.23
6738BR	1114	16.8	Cogged	0.18
6739BR	2029	16.8	Cogged	0.30
6740BR	2067	16.8	Cogged	0.30
6741BR	4134	16.8	Wrapped	0.82
6742BR	1492	16.8	Ribbed	0.14
6743BR	1686	12.7	Wrapped	0.18
6744BR	3677	16.8	Wrapped	0.70
6745BR	3807	16.8	Wrapped	0.73
6746BR	3848	16.8	Wrapped	0.73
6747BR	4255	16.8	Wrapped	0.80
6748BR	3353	16.8	Double V	0.82
6749BR	2902	16.8	Double V	0.70
6750BR	1686	12.7	Raw Edge	0.20
6751BR	2054	16.8	Raw Edge	0.36
6752BR	3023	16.8	Wrapped	0.61
6753BR	2235	16.8	Wrapped	0.45
6754BR	2124	16.8	Wrapped	0.41

Belt Ref. (RMA)	Outside Length (mm)	Top Width (mm)	Belt Type	Weight (kg)
6755BR	1432	12.7	Wrapped	0.18
6756BR	1788	12.7	Wrapped	0.20
6757BR	2346	12.7	Wrapped	0.27
6758BR	2423	12.7	Wrapped	0.30
6759BR	3683	16.8	Wrapped	0.68
6760BR	4153	16.8	Wrapped	0.77
6761BR	4658	16.8	Wrapped	0.91
6762BR	4404	22.4	Wrapped	1.55
6763BR	2800	13.5	Wrapped	0.36
6764BR	2346	12.7	Wrapped	0.27
6765BR	2492	13.5	Wrapped	0.30
6766BR	3661	13.5	Wrapped	0.45
6767BR	3750	16.8	Wrapped	0.70
6768BR	4070	16.8	Wrapped	0.77
6769BR	4096	16.8	Wrapped	0.77
6770BR	4388	16.8	Wrapped	0.82
6771BR	5366	16.8	Wrapped	1.00
6772BR	1645	31.8	Banded	0.50
6774BR	1978	12.7	Wrapped	0.25
6775BR	2169	12.7	Wrapped	0.26
6776BR	2454	12.7	Wrapped	0.28
6777BR	3102	12.7	Wrapped	0.38
6778BR	3404	16.8	Wrapped	0.64
6779BR	3512	16.8	Wrapped	0.66
6780BR	1915	12.7	Wrapped	0.24
6781BR	2727	12.7	Wrapped	0.32
6782BR	3905	13.5	Wrapped	0.45
6783BR	3642	16.8	Wrapped	0.68
6784BR	4718	16.8	Wrapped	0.89
6785BR	3445	16.8	Wrapped	0.66
6786BR	3493	16.8	Wrapped	0.66
6787BR	3750	16.8	Wrapped	0.70
6788BR	3067	16.8	Double V	0.75
6789BR	3315	16.8	Double V	0.80
6790BR	1429	16.8	Cogged	0.20
6791BR	1607	16.8	Cogged	0.25
6792BR	1559	12.7	Wrapped	0.20
6793BR	1584	12.7	Wrapped	0.18
6794BR	1337	30.2	Cogged	0.18
6795BR	3121	31.8	Banded	1.05
6796BR	2861	31.8	Banded	0.91
6797BR	2851	31.8	Banded	0.91
6798BR	2115	12.7	Wrapped	0.25
6799BR	1556	12.7	Wrapped	0.18
6800BR	3737	16.8	Wrapped	0.73
6801BR	4201	16.8	Wrapped	0.84

V-Belts

NOTE: For application listings refer to Gates Grounds Maintenance Equipment catalogue (Part # 431-2061), visit www.gatesaustralia.com.au/LAWN or contact Gates Customer Service.

POWERATED® and TRUFLEX® Wrapped V-belts



POWERATED® Green textile wrapped V-belt

Powerated® V-belt is recommended for heavy duty drives and clutching applications. The Powerated® V-belt meets the requirements of high power, clutching, heavy shock loaded and back idler driven lawn and garden equipment.

Identification

Durable molded marking plus green cover designating Powerated® as a special capacity belt.

Construction

- Aramid tensile cords.
- Low cord positioning in thin profile gives extreme flexibility.
- Special heavy-duty cord reinforcement and low friction wrapping provide smooth clutching operation.
- Fabric reinforcement on the bottom ensures high crack resistance if back idler is used.

Advantages

- Smooth clutching and disengaging.
- Length stability.
- Special shock resistance.
- Special bending and crack resistance.



Sections & nominal dimensions: Width (mm) Height (mm)

67 (3L)	10	5
68 (4L)	13	8
69 (5L)	16	10

Powerated® ordering code is composed as follows:

6735	
67	- Section
35	- Outside length (inch)



TRUFLEX® Wrapped V-belt

Gates Truflex® gives optimum service on fractional power drives including back idler applications. The lower cord positioning improves the performance on light duty belt drives. Truflex® is recommended for applications such as powered cultivators, lawn mowers, electrical household appliances and air conditioning equipment.

Identification

Durable moulded marking indicating type and dimensions.

Construction

- Thanks to its special thin profile, this belt is recommended for small diameter drives.
- Low cord positioning makes this belt appropriate for back idler applications.

Advantages

- Extremely flexible.
- Smooth, quiet operation.
- Economical drives.
- Superior length stability.



Sections & nominal dimensions: Width (mm) Height (mm)

0 (2L)	6	3
1 (3L)	10	5
2 (4L)	13	8
3 (5L)	16	10

Truflex® ordering code is composed as follows:

2450	
2	- Section
450	- Outside length (1/10 inch)




POWERATED® and TRUFLEX®

2L				
Width 6mm		Height 3mm		
Outside Length (Inch)	(mm)	Belt Reference		Weight (kg)
		TRUFLEX	POWERATED	
10	254	0100	-	0.01
11	279	0110	-	0.01
12	305	0120	-	0.01
13	330	0130	-	0.01
14	356	0140	-	0.01
15	381	0150	-	0.01
16	406	0160	-	0.01
17	432	0170	-	0.01
18	457	0180	-	0.01
19	483	0190	-	0.01
20	508	0200	-	0.02
21	533	0210	-	0.02
23	584	0230	-	0.02
24	610	0240	-	0.02
25	635	0250	-	0.02
26	660	0260	-	0.02
27	686	0270	-	0.02
28	711	0280	-	0.02
29	737	0290	-	0.02
31	787	0310	-	0.02
34	864	0340	-	0.03
35	889	0350	-	0.03
36	914	0360	-	0.03
38	965	0380	-	0.03
46	1168	0460	-	0.03

3L				
Width 10mm		Height 5mm		
Outside Length (Inch)	(mm)	Belt Reference		Weight (kg)
		TRUFLEX	POWERATED	
11	279	1110	-	0.02
12	305	1120	-	0.02
13	330	1130	-	0.02
14	356	1140	-	0.02
15	381	1150	-	0.03
16	406	1160	6716	0.03
17	432	1170	6717	0.03
18	457	1180	6718	0.03
19	483	1190	6719	0.03
20	508	1200	6720	0.03
21	533	1210	6721	0.04
22	559	1220	6722	0.04
23	584	1230	6723	0.04
24	610	1240	6724	0.04
24.5	622	1245	-	0.04
25	635	1250	6725	0.04
25.5	648	1255	-	0.04
26	660	1260	6726	0.04
26.5	673	1265	-	0.04
27	686	1270	6727	0.04

3L Cont.				
Width 10mm		Height 5mm		
Outside Length (Inch)	(mm)	Belt Reference		Weight (kg)
		TRUFLEX	POWERATED	
27.5	699	1275	-	0.05
28	711	1280	6728	0.05
28.5	724	1285	-	0.05
29	737	1290	6729	0.05
29.3	744	1293	-	0.05
30	762	1300	6730	0.05
31	787	1310	6731	0.05
32	813	1320	6732	0.05
33	838	1330	6733	0.05
34	864	1340	6734	0.05
34.5	876	1345	-	0.05
35	889	1350	6735	0.05
36	914	1360	6736	0.06
37	940	1370	6737	0.06
38	965	1380	6738	0.06
39	991	1390	6739	0.06
40	1016	1400	6740	0.06
41	1041	1410	6741	0.07
41.5	1054	1415	-	0.07
42	1067	1420	6742	0.07
43	1092	1430	6743	0.07
44	1118	1440	6744	0.07
45	1143	1450	6745	0.07
46	1168	1460	6746	0.08
47	1194	1470	6747	0.08
48	1219	1480	6748	0.08
49	1245	1490	6749	0.08
50	1270	1500	6750	0.08
51	1295	1510	6751	0.08
52	1321	1520	6752	0.08
53	1346	1530	6753	0.09
54	1372	1540	6754	0.09
55	1397	1550	6755	0.09
56	1422	1560	6756	0.09
57	1448	1570	6757	0.09
58	1473	1580	6758	0.09
59	1499	1590	6759	0.09
60	1524	1600	6760	0.10
61	1549	1610	6761	0.10
62	1575	1620	6762	0.10
63	1600	1630	6763	0.10
64	1626	1640	6764	0.10
65	1651	1650	6765	0.10
66	1676	1660	6766	0.10
67	1702	1670	-	0.10
67.5	1715	1675	-	0.10
68	1727	1680	-	0.10
69	1753	1690	-	0.10
70	1778	1700	-	0.10
71	1803	1710	-	0.10
73	1854	1730	-	0.11
74	1880	1740	6774	0.12

V-Belts



NOTE: For application listings refer to Gates Grounds Maintenance Equipment Catalogue (Part # - 431-2061), visit www.gatesaustralia.com.au/LAWN or contact Gates Customer Service.

POWERATED® and TRUFLEX®

4L				
Width 13mm		Height 8mm		
Outside Length (Inch)	(mm)	Belt Reference		Weight (kg)
		TRUFLEX	POWERATED	
15	381	2150	-	0.04
16	406	2160	-	0.04
17	432	2170	6817	0.05
18	457	2180	6818	0.05
18.8	478	2188	-	0.05
19	483	2190	6819	0.05
20	508	2200	6820	0.05
21	533	2210	6821	0.05
21.5	546	2215	-	0.05
22	559	2220	6822	0.05
23	584	2230	6823	0.06
23.5	597	2235	-	0.06
24	610	2240	6824	0.06
25	635	2250	6825	0.06
25.5	648	2255	-	0.06
26	660	2260	6826	0.06
27	686	2270	6827	0.07
27.5	699	2275	-	0.07
28	711	2280	6828	0.07
28.5	724	2285	-	0.07
29	737	2290	6829	0.07
29.5	749	2295	-	0.08
30	762	2300	6830	0.08
31	787	2310	6831	0.08
31.8	808	2318	-	0.08
32	813	2320	6832	0.08
32.8	833	2328	-	0.08
33	838	2330	6833	0.08
33.3	846	2333	-	0.09
33.8	859	2338	-	0.09
34	864	2340	6834	0.09
34.5	876	2346	-	0.09
35	889	2350	6835	0.09
36	914	2360	6836	0.09
37	940	2370	6837	0.09
38	965	2380	6838	0.10
39	991	2390	6839	0.10
40	1016	2400	6840	0.10
40.5	1029	2405	-	0.10
41	1041	2410	6841	0.10
42	1067	2420	6842	0.11
43	1092	2430	6843	0.11
44	1118	2440	6844	0.11
45	1143	2450	6845	0.11
46	1168	2460	6846	0.12
47	1194	2470	6847	0.12
47.5	1207	2475	-	0.12
48	1219	2480	6848	0.12
49	1245	2490	6849	0.12
50	1270	2500	6850	0.13
51	1295	2510	6851	0.13
52	1321	2520	6852	0.13

4L Cont.				
Width 13mm		Height 8mm		
Outside Length (Inch)	(mm)	Belt Reference		Weight (kg)
		TRUFLEX	POWERATED	
53	1346	2530	6853	0.13
54	1372	2540	6854	0.13
55	1397	2550	6855	0.14
56	1422	2560	6856	0.14
57	1448	2570	6857	0.14
58	1473	2580	6858	0.14
59	1499	2590	6859	0.15
60	1524	2600	6860	0.15
61	1549	2610	6861	0.15
62	1575	2620	6862	0.15
63	1600	2630	6863	0.15
64	1626	2640	6864	0.16
65	1651	2650	6865	0.16
66	1676	2660	6866	0.16
67	1702	2670	6867	0.17
68	1727	2680	6868	0.17
69	1753	2690	6869	0.17
70	1778	2700	6870	0.17
71	1803	2710	6871	0.17
72	1829	2720	6872	0.19
73	1854	2730	6873	0.19
74	1880	2740	6874	0.20
75	1905	2750	6875	0.20
76	1930	2760	6876	0.20
77	1956	2770	6877	0.20
78	1981	2780	6878	0.20
79	2007	2790	6879	0.20
80	2032	2800	6880	0.20
81	2057	2810	6881	0.20
82	2083	2820	6882	0.20
83	2108	2830	6883	0.21
84	2134	2840	6884	0.21
85	2159	2850	6885	0.21
86	2184	2860	6886	0.21
87	2210	2870	6887	0.22
88	2235	2880	6888	0.23
89	2261	2890	6889	0.23
90	2286	2900	6890	0.23
91	2311	2910	6891	0.23
92	2337	2920	6892	0.24
93	2362	2930	6893	0.24
94	2388	2940	6894	0.24
95	2413	2950	6895	0.24
96	2438	2960	6896	0.25
97	2464	2970	6897	0.25
98	2489	2980	6898	0.25
99	2515	2990	6899	0.25
100	2540	2999	68100	0.25
105	2667	-	68105	0.31
107	2718	-	68107	0.31
117	2972	-	68117	0.35

NOTE: For application listings refer to Gates Grounds Maintenance Equipment Catalogue (Part # - 431-2061), visit www.gatesaustralia.com.au/LAWN or contact Gates Customer Service.

POWERATED® and TRUFLEX®

5L				
Width 16mm		Height 10mm		
Outside Length (Inch)	(mm)	Belt Reference		Weight (kg)
		TRUFLEX	POWERATED	
23	584	3230	6923	0.10
24	610	3240	6924	0.10
25	635	3250	6925	0.10
26	660	3260	6926	0.10
26.5	673	3265	-	0.11
27	686	3270	6927	0.11
28	711	3280	6928	0.12
29	737	3290	6929	0.12
30	762	3300	6930	0.12
31	787	3310	6931	0.13
32	813	3320	6932	0.14
33	838	3330	6933	0.14
34	864	3340	6934	0.14
35	889	3350	6935	0.15
35.5	902	3355	-	0.15
36	914	3360	6936	0.15
37	940	3370	6937	0.15
38	965	3380	6938	0.16
39	991	3390	6939	0.16
40	1016	3400	6940	0.16
41	1041	3410	6941	0.17
42	1067	3420	6942	0.17
43	1092	3430	6943	0.18
44	1118	3440	6944	0.18
45	1143	3450	6945	0.19
46	1168	3460	6946	0.19
47	1194	3470	6947	0.20
48	1219	3480	6948	0.20
49	1245	3490	6949	0.20
50	1270	3500	6950	0.20
51	1295	3510	6951	0.21
52	1321	3520	6952	0.21
53	1346	3530	6953	0.21
54	1372	3540	6954	0.22
55	1397	3550	6955	0.22
56	1422	3560	6956	0.23
57	1448	3570	6957	0.23
58	1473	3580	6958	0.23
59	1499	3590	6959	0.24
60	1524	3600	6960	0.24
61	1549	3610	6961	0.25
62	1575	3620	6962	0.25
63	1600	3630	6963	0.25
64	1626	3640	6964	0.28
65	1651	3650	6965	0.28
66	1676	3660	6966	0.28
67	1702	3670	6967	0.29
68	1727	3680	6968	0.29
69	1753	3690	6969	0.29
70	1778	3700	6970	0.29
71	1803	3710	6971	0.30
72	1829	3720	6972	0.30

5L Cont.				
Width 16mm		Height 10mm		
Outside Length (Inch)	(mm)	Belt Reference		Weight (kg)
		TRUFLEX	POWERATED	
73	1854	3730	6973	0.31
74	1880	3740	6974	0.31
75	1905	3750	6975	0.31
76	1930	3760	6976	0.31
77	1956	3770	6977	0.31
78	1981	3780	6978	0.31
79	2007	3790	6979	0.33
80	2032	3800	6980	0.33
81	2057	3810	6981	0.33
82	2083	3820	6982	0.33
83	2108	3830	6983	0.33
84	2134	3840	6984	0.35
85	2159	3850	6985	0.35
86	2184	3860	6986	0.35
87	2210	3870	6987	0.36
88	2235	3880	6988	0.36
89	2261	3890	6989	0.37
90	2286	3900	6990	0.37
91	2311	3910	6991	0.37
92	2337	3920	6992	0.38
93	2362	3930	6993	0.38
94	2388	3940	6994	0.38
95	2413	3950	6995	0.39
96	2438	3960	6996	0.39
97	2464	3970	6997	0.39
98	2489	3980	6998	0.40
99	2515	3990	6999	0.40
100	2540	3999	69100	0.40

V-Belts

NOTE: For application listings refer to Gates Grounds Maintenance Equipment Catalogue (Part # - 431-2061), visit www.gatesaustralia.com.au/LAWN or contact Gates Customer Service.

HEAVY-DUTY AG BELTS

Special Application Belts



V-Belts

SPECIALITY AGRICULTURAL BELTS

- Gates is a world-leading manufacturer of high-quality, heavy-duty belts to the industrial and agricultural markets.
- Premium quality agricultural belts assuring reliability even under the toughest conditions.
- Gates offers replacement AG belts, which meet or exceed the OE construction for your agricultural Machinery. The belts are smooth running, offer the highest power capacity and a long and trouble-free service life.
- We offer a wide range of agricultural belts for the replacement market on combine harvesters for CASE, JOHN DEERE, NEW HOLLAND, CLAAS and many more! Send through your make and model and we will find an AG belt equivalent to your OE construction.
- Advanced Belt Technology.
- Premium Quality Belts you can rely on!

For more information on how Gates can offer power transmission solutions to the Agricultural Industry, contact Gates Customer Service or visit www.gatesaustralia.com.au/AG.



Our new application catalogue is now available to download from www.gatesaustralia.com.au/AG

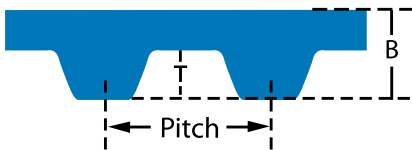


POWERGRIP® XL, L, H, XH & XXH

Classical synchronous belt



Gates classical synchronous PowerGrip® belt offers a maintenance-free and economical alternative to conventional drives like chains and gears. Its application range extends from minimum drives (computer printers) to heavy-duty machinery (oil pumps, etc).



Sections & nominal dimensions:			
	Pitch (inch)	T (mm)	B (mm)
XL	1/5 (5.080mm)	1.27	2.3
L	3/8 (9.525mm)	1.91	3.5
H	1/2 (12.7mm)	2.29	4.0
XH	7/8 (22.225mm)	6.35	11.4
XXH	1.1/4 (31.75mm)	9.53	15.2

Identification

Three part number on the back of the belt indicating belt length, pitch and width.

Construction

- Trapezoidal tooth form.
- Precisely formed and accurately spaced elastomeric teeth ensure correct engagement in the pulley grooves.
- Fibreglass tensile cords.
- Tough nylon facing protects the tooth surfaces.
- Available in standard pitches according to ISO 5296: MXL, XL, L, H, XH and XXH.
- For MXL sizes and description, see pages 96.

Advantages

- Power transmission of up to 150kW and speeds of up to 10,000 rpm.
- Peripheral speed up to 80 m/s.
- Positive slip-proof engagement.
- Constant angular velocity.
- Efficiencies up to 99%.
- Maintenance-free continuity of operation.
- Wide range of load capacities and speed ratios.
- Compact design.
- Economical operation.



PowerGrip® CTB ordering code is composed as follows:

507XH200	
507	- Pitch length (1/10 inch)
XH	- Pitch 7/8" (22.225mm)
200	- Belt width - 2.00" (50.8mm)

POWERGRIP® XL

Synchronous Belts

XL		
Pitch: 1/5" (5.080mm)		
Pitch & Length Designation	Pitch Length (mm)	No. of Teeth
42 XL	106.68	21
46 XL	116.84	23
50 XL	127.00	25
54 XL	137.16	27
56 XL	142.24	28
58 XL	147.32	29
60 XL	152.40	30
62 XL	157.48	31
64 XL	162.56	32
66 XL	167.64	33
68 XL	172.72	34
70 XL	177.80	35
72 XL	182.88	36
74 XL	187.96	37
76 XL	193.04	38
78 XL	198.12	39
80 XL	203.20	40
82 XL	208.28	41
84 XL	213.36	42
86 XL	218.44	43
88 XL	223.52	44
90 XL	228.60	45
92 XL	233.68	46
94 XL	238.76	47
96 XL	243.84	48
98 XL	248.92	49
100 XL	254.00	50
102 XL	259.08	51
106 XL	269.24	53
108 XL	274.32	54
110 XL	279.40	55
112 XL	284.48	56
114 XL	289.56	57
116 XL	294.64	58
118 XL	299.72	59
120 XL	304.80	60
122 XL	309.88	61
124 XL	314.96	62
126 XL	320.04	63
128 XL	325.12	64
130 XL	330.20	65
132 XL	335.28	66
134 XL	340.36	67
136 XL	345.44	68
138 XL	350.52	69
140 XL	355.60	70
142 XL	360.68	71
144 XL	365.76	72
146 XL	370.84	73
148 XL	375.92	74

XL Cont.		
Pitch: 1/5" (5.080mm)		
Pitch & Length Designation	Pitch Length (mm)	No. of Teeth
150 XL	381.00	75
152 XL	386.08	76
154 XL	391.16	77
156 XL	396.24	78
158 XL	401.32	79
160 XL	406.40	80
162 XL	411.48	81
164 XL	416.56	82
166 XL	421.64	83
168 XL	426.72	84
170 XL	431.80	85
172 XL	436.88	86
174 XL	441.96	87
176 XL	447.04	88
178 XL	452.12	89
180 XL	457.20	90
182 XL	462.28	91
184 XL	467.36	92
186 XL	472.44	93
188 XL	477.52	94
190 XL	482.60	95
192 XL	487.68	96
194 XL	492.76	97
196 XL	497.84	98
198 XL	502.92	99
200 XL	508.00	100
202 XL	513.08	101
204 XL	518.16	102
206 XL	523.24	103
208 XL	528.32	104
210 XL	533.40	105
212 XL	538.48	106
214 XL	543.56	107
218 XL	553.72	109
220 XL	558.80	110
222 XL	563.88	111
226 XL	574.04	113
228 XL	579.12	114
230 XL	584.20	115
232 XL	589.28	116
234 XL	594.36	117
236 XL	599.44	118
240 XL	609.60	120
244 XL	619.76	122
246 XL	624.84	123
250 XL	635.00	125
254 XL	645.16	127
258 XL	655.32	129
260 XL	660.40	130
262 XL	665.48	131

XL Cont.		
Pitch: 1/5" (5.080mm)		
Pitch & Length Designation	Pitch Length (mm)	No. of Teeth
264 XL	670.56	132
266 XL	675.64	133
268 XL	680.72	134
270 XL	685.80	135
274 XL	695.96	137
280 XL	711.20	140
284 XL	721.36	142
286 XL	726.44	143
290 XL	736.60	145
296 XL	751.84	148
300 XL	762.00	150
306 XL	777.24	153
310 XL	787.40	155
316 XL	802.64	158
320 XL	812.80	160
322 XL	817.88	161
330 XL	838.20	165
338 XL	858.52	169
340 XL	863.60	170
344 XL	873.76	172
348 XL	883.92	174
350 XL	889.00	175
352 XL	894.08	176
362 XL	919.48	181
370 XL	939.80	185
372 XL	944.88	186
380 XL	965.20	190
382 XL	970.28	191
384 XL	975.36	192
390 XL	990.60	195
392 XL	995.68	196
400 XL	1016.00	200
404 XL	1026.16	202
412 XL	1046.48	206
420 XL	1066.80	210
424 XL	1076.96	212
432 XL	1097.28	216
434 XL	1102.36	217
438 XL	1112.52	219
444 XL	1127.76	222
450 XL	1143.00	225
454 XL	1153.16	227
460 XL	1168.40	230
468 XL	1188.72	234
480 XL	1219.20	240
490 XL	1244.60	245
492 XL	1249.68	246
498 XL	1264.92	249
500 XL	1270.00	250
506 XL	1285.24	253

POWERGRIP® XL & L

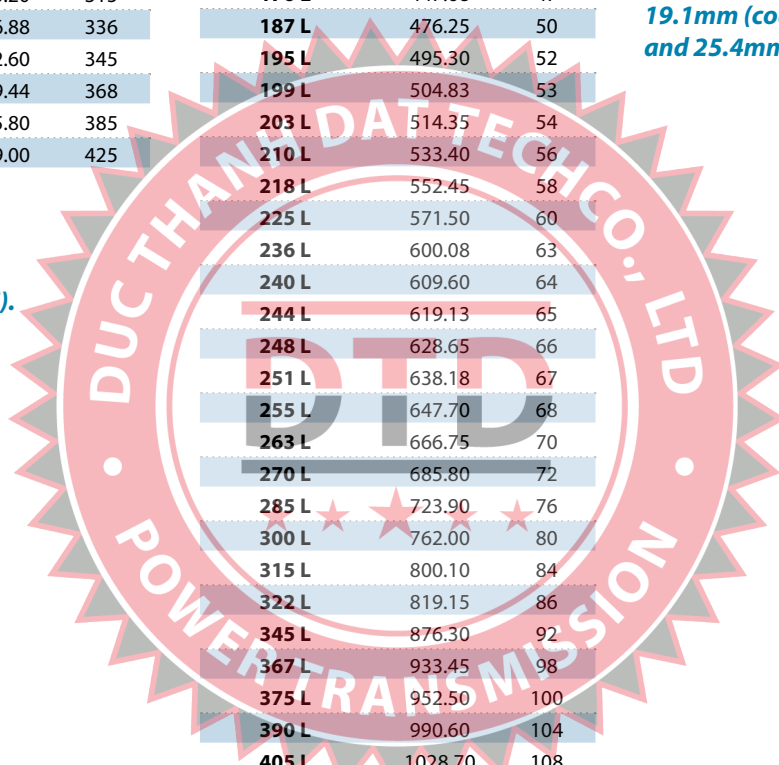
XL Cont.		
Pitch: 1/5" (5.080mm)		
Pitch & Length Designation	Pitch Length (mm)	No. of Teeth
524 XL	1330.96	262
540 XL	1371.60	270
554 XL	1407.16	277
564 XL	1432.56	282
570 XL	1447.80	285
580 XL	1473.20	290
592 XL	1503.68	296
612 XL	1554.48	306
630 XL	1600.20	315
672 XL	1706.88	336
690 XL	1752.60	345
736 XL	1869.44	368
770 XL	1955.80	385
850 XL	2159.00	425

Available in widths of
6.4mm (code 025),
7.9mm (code 031),
and 9.5mm (code 037).

L		
Pitch: 3/8" (9.525mm)		
Pitch & Length Designation	Pitch Length (mm)	No. of Teeth
124 L	314.33	33
135 L	342.90	36
150 L	381.00	40
154 L	390.53	41
158 L	400.05	42
165 L	419.10	44
169 L	428.63	45
173 L	438.15	46
176 L	447.68	47
187 L	476.25	50
195 L	495.30	52
199 L	504.83	53
203 L	514.35	54
210 L	533.40	56
218 L	552.45	58
225 L	571.50	60
236 L	600.08	63
240 L	609.60	64
244 L	619.13	65
248 L	628.65	66
251 L	638.18	67
255 L	647.70	68
263 L	666.75	70
270 L	685.80	72
285 L	723.90	76
300 L	762.00	80
315 L	800.10	84
322 L	819.15	86
345 L	876.30	92
367 L	933.45	98
375 L	952.50	100
390 L	990.60	104
405 L	1028.70	108
420 L	1066.80	112
446 L	1133.48	119
450 L	1143.00	120
461 L	1171.58	123
480 L	1219.20	128
510 L	1295.40	136
540 L	1371.60	144
566 L	1438.28	151
570 L	1447.80	152
581 L	1476.38	155
600 L	1524.00	160
630 L	1600.20	168
660 L	1676.40	176

L Cont.		
Pitch: 3/8" (9.525mm)		
Pitch & Length Designation	Pitch Length (mm)	No. of Teeth
720 L	1828.80	192
731 L	1857.38	195
817 L	2076.45	218
900 L	2286.00	240
915 L	2324.10	244
945 L	2400.30	252

Available in widths of
12.7mm (code 050),
19.1mm (code 075),
and 25.4mm (code 100).



Synchronous Belts

POWERGRIP® H, XH & XXH

H		
Pitch: 1/2" (12.7mm)		
Pitch & Length Designation	Pitch Length (mm)	No. of Teeth
210 H	533.40	42
220 H	558.80	44
225 H	571.50	45
230 H	584.20	46
240 H	609.60	48
255 H	647.70	51
270 H	685.80	54
300 H	762.00	60
310 H	787.40	62
315 H	800.10	63
320 H	812.80	64
330 H	838.20	66
340 H	863.60	68
350 H	889.00	70
360 H	914.40	72
370 H	939.80	74
375 H	952.50	75
390 H	990.60	78
400 H	1016.00	80
410 H	1041.40	82
415 H	1054.10	83
420 H	1066.80	84
440 H	1117.60	88
445 H	1130.30	89
450 H	1143.00	90
455 H	1155.70	91
465 H	1181.10	93
480 H	1219.20	96
485 H	1231.90	97
490 H	1244.60	98
495 H	1257.30	99
510 H	1295.40	102
520 H	1320.80	104
525 H	1333.50	105
540 H	1371.60	108
555 H	1409.70	111
560 H	1422.40	112
570 H	1447.80	114
585 H	1485.90	117
600 H	1524.00	120
605 H	1536.70	121
615 H	1562.10	123
630 H	1600.20	126
645 H	1638.30	129
655 H	1663.70	131
660 H	1676.40	132
670 H	1701.80	134
700 H	1778.00	140
730 H	1854.20	146

H Cont.		
Pitch: 1/2" (12.7mm)		
Pitch & Length Designation	Pitch Length (mm)	No. of Teeth
750 H	1905.00	150
775 H	1968.50	155
780 H	1981.20	156
800 H	2032.00	160
810 H	2057.40	162
820 H	2082.80	164
840 H	2133.60	168
850 H	2159.00	170
885 H	2247.90	177
900 H	2286.00	180
905 H	2298.70	181
950 H	2413.00	190
960 H	2438.40	192
1000 H	2540.00	200
1100 H	2794.00	220
1130 H	2870.20	226
1140 H	2895.60	228
1180 H	2997.20	236
1250 H	3175.00	250
1325 H	3365.50	265
1350 H	3429.00	270
1365 H	3467.10	273
1400 H	3556.00	280
1460 H	3708.40	292
1510 H	3835.40	302
1550 H	3937.00	310
1645 H	4178.30	329
1680 H	4267.20	336
1700 H	4318.00	340
2090 H	5308.60	418
2100 H	5334.00	420
2120 H	5384.80	424
2330 H	5918.20	466

Available in widths of
19.1mm (code 075),
25.4mm (code 100),
38.1mm (code 150),
50.8mm (code 200),
and 76.2mm (code 300).

XH		
Pitch: 7/8" (22.225mm)		
Pitch & Length Designation	Pitch Length (mm)	No. of Teeth
507 XH	1289.05	58
560 XH	1422.40	64
630 XH	1600.20	72
700 XH	1778.00	80
770 XH	1955.80	88
787 XH	2000.25	90
831 XH	2111.38	95
840 XH	2133.60	96
980 XH	2489.20	112
1120 XH	2844.80	128
1260 XH	3200.40	144
1400 XH	3556.00	160
1540 XH	3911.60	176
1680 XH	4267.20	192
1750 XH	4445.00	200

Available in widths of
50.8mm (code 200),
76.2mm (code 300),
101.6mm (code 400),
and 127mm (code 500).

XXH		
Pitch: 1 1/4" (31.75mm)		
Pitch & Length Designation	Pitch Length (mm)	No. of Teeth
700 XXH	1778.00	56
800 XXH	2032.00	64
900 XXH	2286.00	72
1000 XXH	2540.00	80
1200 XXH	3048.00	96
1400 XXH	3556.00	112
1600 XXH	4064.00	128
1800 XXH	4572.00	144

Available in widths of
50.8mm (code 200),
76.2mm (code 300),
101.6mm (code 400),
and 127mm (code 500).

POWERGRIP® MXL

Classical synchronous belt



Gates PowerGrip® MXL belt is a classical synchronous belt with a pitch of 0.08" (2.032mm). It is recommended for applications where maximum synchronisation, small package and high speed are required.

Space-saving and highly stable, this belt is the ideal solution to precision drives such as office machines and computers.

Identification

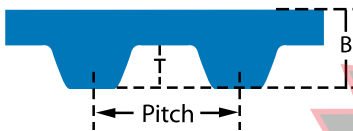
Three part number on the back of the belt indicating belt length, pitch and width.

Construction

- Trapezoidal tooth form.
- Elastomeric backing and teeth combine durability and light weight.
- Nylon facing protects and reinforces the tooth surface.
- Fibreglass cords provide length stability and flexibility.

Advantages

- Power transmission of up to 0.8kW and speeds of up to 20,000 rpm.
- MXL belts allow small pulley diameters (from 6mm diameter) with a maximum number of teeth in mesh.
- Highly suitable for stepper motors.
- Accurate positioning.
- Very stable.
- Economical operation.



Sections & nominal dimensions:			
	Pitch (inch)	T (mm)	B (mm)
MXL	0.08 (2.032mm)	0.51	1.14



PowerGrip® MXL ordering code is composed as follows:

288MXL019	
288	- Pitch length (1/100 inch)
MXL	- Pitch 0.08" (2.032mm)
019	- Belt width 0.19" (4.8mm)

POWERGRIP® MXL

MXL		
Pitch: 2/25" (2.032 mm)		
Pitch & Length Designation	Pitch Length (mm)	No. of Teeth
288 MXL	73.15	36
296 MXL	75.18	37
320 MXL	81.28	40
336 MXL	85.34	42
360 MXL	91.44	45
376 MXL	95.50	47
400 MXL	101.60	50
424 MXL	107.70	53
432 MXL	109.73	54
440 MXL	111.76	55
448 MXL	113.79	56
456 MXL	115.82	57
464 MXL	117.86	58
472 MXL	119.89	59
480 MXL	121.92	60
488 MXL	123.95	61
504 MXL	128.02	63
512 MXL	130.05	64
520 MXL	132.08	65
536 MXL	136.14	67
544 MXL	138.18	68
552 MXL	140.21	69
560 MXL	142.24	70
568 MXL	144.27	71
576 MXL	146.30	72
584 MXL	148.34	73
592 MXL	150.37	74
600 MXL	152.40	75
608 MXL	154.43	76
616 MXL	156.46	77
632 MXL	160.53	79
640 MXL	162.56	80
648 MXL	164.59	81
656 MXL	166.62	82
664 MXL	168.66	83
672 MXL	170.69	84
680 MXL	172.72	85
696 MXL	176.78	87
704 MXL	178.82	88
720 MXL	182.88	90
736 MXL	186.94	92
752 MXL	191.01	94
760 MXL	193.04	95
776 MXL	197.10	97
800 MXL	203.20	100
808 MXL	205.23	101
816 MXL	207.26	102
824 MXL	209.30	103
840 MXL	213.36	105

MXL Cont.		
Pitch: 2/25" (2.032 mm)		
Pitch & Length Designation	Pitch Length (mm)	No. of Teeth
848 MXL	215.39	106
856 MXL	217.42	107
864 MXL	219.46	108
872 MXL	221.49	109
880 MXL	223.52	110
896 MXL	227.58	112
912 MXL	231.65	114
944 MXL	239.78	118
960 MXL	243.84	120
976 MXL	247.90	122
984 MXL	249.94	123
1000 MXL	254.00	125
1008 MXL	256.03	126
1016 MXL	258.06	127
1032 MXL	262.13	129
1040 MXL	264.16	130
1056 MXL	268.22	132
1072 MXL	272.29	134
1112 MXL	282.45	139
1120 MXL	284.48	140
1144 MXL	290.58	143
1152 MXL	292.61	144
1160 MXL	294.64	145
1200 MXL	304.80	150
1224 MXL	310.90	153
1240 MXL	314.96	155
1264 MXL	321.06	158
1280 MXL	325.12	160
1320 MXL	335.28	165
1328 MXL	337.31	166
1360 MXL	345.44	170
1400 MXL	355.60	175
1472 MXL	373.89	184
1520 MXL	386.08	190
1560 MXL	396.24	195
1600 MXL	406.40	200
1664 MXL	422.66	208
1680 MXL	426.72	210
1696 MXL	430.78	212
1768 MXL	449.07	221
1776 MXL	451.10	222
1800 MXL	457.20	225
1832 MXL	465.33	229
1840 MXL	467.36	230
1856 MXL	471.42	232
1880 MXL	477.52	235
1960 MXL	497.84	245
1984 MXL	503.94	248
1992 MXL	505.97	249

MXL Cont.		
Pitch: 2/25" (2.032 mm)		
Pitch & Length Designation	Pitch Length (mm)	No. of Teeth
2000 MXL	508.00	250
2048 MXL	520.19	256
2080 MXL	528.32	260
2120 MXL	538.48	265
2136 MXL	542.54	267
2240 MXL	568.96	280
2360 MXL	599.44	295
2384 MXL	605.54	298
2400 MXL	609.60	300
2520 MXL	640.08	315
2544 MXL	646.18	318
2608 MXL	662.43	326
2776 MXL	705.10	347
2864 MXL	727.46	358
2880 MXL	731.52	360
2968 MXL	753.87	371
2976 MXL	755.90	372
3120 MXL	792.48	390
3200 MXL	812.80	400
3264 MXL	829.06	408
3296 MXL	837.18	412
3360 MXL	853.44	420
3392 MXL	861.57	424
3448 MXL	875.79	431
3472 MXL	881.89	434
3480 MXL	883.92	435
3704 MXL	940.82	463
3800 MXL	965.20	475
3896 MXL	989.58	487
3904 MXL	991.62	488
3984 MXL	1011.94	498
4000 MXL	1016.00	500
4040 MXL	1026.16	505
4368 MXL	1109.47	546
4736 MXL	1202.94	592
4800 MXL	1219.20	600
4896 MXL	1243.58	612
5184 MXL	1316.74	648
5448 MXL	1383.79	681

Available in widths of
3.0mm (code 012),
4.8mm (code 019),
and 6.4mm (code 025).

NOTE: Most sizes are made to order, please contact Gates Customer Service for availability.

POWERGRIP® HTD® - 3M, 5M, 8M, 14M & 20M

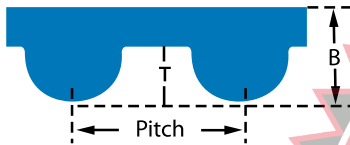
Synchronous belt with curvilinear tooth profile



The curvilinear PowerGrip® HTD® tooth geometry eliminates stress concentration at tooth roots and allows higher power capacity and longer life than classical pitch belts.

PowerGrip® HTD® 8M and 14M belts are used in high performance drives in the machine tool, paper and textile industries where durability and low maintenance are required.

PowerGrip® HTD® 3M and 5M belts are suitable for domestic appliances, office machines, electric hand tools and for applications in the processing and chemical industry.



Sections & nominal dimensions:			
	Pitch (mm)	T (mm)	B (mm)
3M	3.0	1.2	2.4
5M	5.0	2.1	3.8
8M	8.0	3.4	6.0
14M	14.0	6.1	10.0
20M	20.0	8.4	13.2



Identification

Three part number on the back of the belt indicating belt length, pitch and width.

Construction

- Special curvilinear tooth form improves stress distribution and allows higher overall loading.
- Precisely formed and accurately spaced elastomeric teeth ensure correct positioning in the pulley grooves.
- Tough nylon facing protects the tooth surfaces.
- Tensile member provides the required strength combined with excellent flex life and high resistance to elongation.
- Durable elastomeric backing protects against environmental pollution as well as frictional wear if power is transmitted from the back of the belt.

Advantages

- No slippage. PowerGrip® HTD® belt teeth mesh smoothly with pulley grooves, reducing speed variations.
- Wide speed range, 3M & 5M are designed for belt speeds up to 80m/s.
- Economical operation. No lubrication needed, no need for adjustment due to stretch and wear.
- High mechanical efficiency. The belt construction minimises heat buildup and since friction is not required to transmit the load, belt tensions are reduced.
- Long trouble-free service life and maintenance free.
- **All 14M PowerGrip® HTD® belts now meet the ISO 9563 static conductive standard.**

PowerGrip® HTD ordering code is composed as follows:

480-8M-20	
480	- Pitch length (mm)
8M	- Pitch 8mm
20	- Belt width (mm)



POWERGRIP® HTD® - 3M

Synchronous Belts

3M		
Pitch: 3mm		
Pitch & Length Designation	Pitch Length (mm)	No. of Teeth
87-3M	87	29
102-3M	102	34
105-3M	105	35
111-3M	111	37
123-3M	123	41
126-3M	126	42
129-3M	129	43
141-3M	141	47
144-3M	144	48
147-3M	147	49
150-3M	150	50
156-3M	156	52
159-3M	159	53
165-3M	165	55
168-3M	168	56
171-3M	171	57
174-3M	174	58
177-3M	177	59
180-3M	180	60
183-3M	183	61
189-3M	189	63
192-3M	192	65
195-3M	195	65
201-3M	201	67
204-3M	204	68
207-3M	207	69
210-3M	210	70
213-3M	213	71
216-3M	216	72
219-3M	219	73
222-3M	222	74
225-3M	225	75
228-3M	228	76
234-3M	234	78
237-3M	237	79
240-3M	240	80
246-3M	246	82
249-3M	249	83
252-3M	252	84
255-3M	255	85
258-3M	258	86
261-3M	261	87
264-3M	264	88
267-3M	267	89
276-3M	276	92
282-3M	282	94
285-3M	285	95
288-3M	288	96
291-3M	291	97
294-3M	294	98
297-3M	297	99
300-3M	300	100
306-3M	306	102
312-3M	312	104

3M Cont.		
Pitch: 3mm		
Pitch & Length Designation	Pitch Length (mm)	No. of Teeth
315-3M	315	105
318-3M	318	106
324-3M	324	108
330-3M	330	110
333-3M	333	111
336-3M	336	112
339-3M	339	113
342-3M	342	114
345-3M	345	115
357-3M	357	119
360-3M	360	120
363-3M	363	121
366-3M	366	122
369-3M	369	123
372-3M	372	124
381-3M	381	127
384-3M	384	128
387-3M	387	129
390-3M	390	130
396-3M	396	132
399-3M	399	133
405-3M	405	135
411-3M	411	137
417-3M	417	139
420-3M	420	140
426-3M	426	142
432-3M	432	144
435-3M	435	145
438-3M	438	146
444-3M	444	148
447-3M	447	149
459-3M	459	153
462-3M	462	154
468-3M	468	156
471-3M	471	157
474-3M	474	158
477-3M	477	159
480-3M	480	160
486-3M	486	162
489-3M	489	163
492-3M	492	164
501-3M	501	167
510-3M	510	170
513-3M	513	171
519-3M	519	173
522-3M	522	174
525-3M	525	175
528-3M	528	176
531-3M	531	177
537-3M	537	179
552-3M	552	184
558-3M	558	186
564-3M	564	188
570-3M	570	190

3M Cont.		
Pitch: 3mm		
Pitch & Length Designation	Pitch Length (mm)	No. of Teeth
573-3M	573	191
576-3M	576	192
582-3M	582	194
585-3M	585	195
591-3M	591	197
594-3M	594	198
597-3M	597	199
600-3M	600	200
606-3M	606	202
609-3M	609	203
612-3M	612	204
627-3M	627	209
633-3M	633	211
639-3M	639	213
645-3M	645	215
648-3M	648	216
654-3M	654	218
657-3M	657	219
663-3M	663	221
669-3M	669	223
672-3M	672	224
681-3M	681	227
684-3M	684	228
687-3M	687	229
696-3M	696	232
711-3M	711	237
720-3M	720	240
735-3M	735	245
738-3M	738	246
753-3M	753	251
795-3M	795	265
804-3M	804	268
822-3M	822	274
837-3M	837	279
843-3M	843	281
873-3M	873	291
882-3M	882	294
891-3M	891	297
900-3M	900	300
915-3M	915	305
945-3M	945	315
951-3M	951	317
981-3M	981	327
1002-3M	1002	334
1026-3M	1026	342
1035-3M	1035	345
1062-3M	1062	354
1071-3M	1071	357
1080-3M	1080	360
1125-3M	1125	375
1155-3M	1155	385
1176-3M	1176	392
1191-3M	1191	397
1245-3M	1245	415

POWERGRIP® HTD® - 3M & 5M

3M Cont.		
Pitch: 3mm		
Pitch & Length Designation	Pitch Length (mm)	No. of Teeth
1263-3M	1263	421
1500-3M	1500	500
1512-3M	1512	504
1530-3M	1530	510
1587-3M	1587	529
1863-3M	1863	621
1926-3M	1926	642
1956-3M	1956	652
2004-3M	2004	668

Available in widths of
6mm, 9mm and 15mm.

5M Cont.		
Pitch: 5mm		
Pitch & Length Designation	Pitch Length (mm)	No. of Teeth
425-5M	425	85
450-5M	450	90
460-5M	460	92
475-5M	475	95
480-5M	480	96
495-5M	495	99
500-5M	500	100
510-5M	510	102
520-5M	520	104
525-5M	525	105
535-5M	535	107
550-5M	550	110
555-5M	555	111
560-5M	560	112
565-5M	565	113
575-5M	575	115
580-5M	580	116
585-5M	585	117
600-5M	600	120
610-5M	610	122
615-5M	615	123
635-5M	635	127
640-5M	640	128
645-5M	645	129
655-5M	655	131
665-5M	665	133
670-5M	670	134
680-5M	680	136
685-5M	685	137
695-5M	695	139
700-5M	700	140
710-5M	710	142
720-5M	720	144
740-5M	740	148
745-5M	745	149
750-5M	750	150
755-5M	755	151
765-5M	765	153
770-5M	770	154
775-5M	775	155
790-5M	790	158
800-5M	800	160
825-5M	825	165
830-5M	830	166
835-5M	835	167
850-5M	850	170
860-5M	860	172
870-5M	870	174
890-5M	890	178
900-5M	900	180
925-5M	925	185
935-5M	935	187

5M Cont.		
Pitch: 5mm		
Pitch & Length Designation	Pitch Length (mm)	No. of Teeth
940-5M	940	188
950-5M	950	190
965-5M	965	193
975-5M	975	195
980-5M	980	196
985-5M	985	197
1000-5M	1000	200
1025-5M	1025	205
1035-5M	1035	207
1050-5M	1050	210
1100-5M	1100	220
1115-5M	1115	223
1125-5M	1125	225
1135-5M	1135	227
1175-5M	1175	235
1195-5M	1195	239
1200-5M	1200	240
1225-5M	1225	245
1250-5M	1250	250
1270-5M	1270	254
1295-5M	1295	259
1350-5M	1350	270
1375-5M	1375	275
1380-5M	1380	276
1420-5M	1420	284
1575-5M	1575	315
1595-5M	1595	319
1635-5M	1635	327
1690-5M	1690	338
1720-5M	1720	344
1790-5M	1790	358
1800-5M	1800	360
1870-5M	1870	374
1895-5M	1895	379
1945-5M	1945	389
1980-5M	1980	396
2000-5M	2000	400
2100-5M	2100	420
2110-5M	2110	422
2250-5M	2250	450
2350-5M	2350	470
2525-5M	2525	505
2760-5M	2760	552
3120-5M	3120	624
3170-5M	3170	634
3430-5M	3430	686
3800-5M	3800	760

5M		
Pitch: 5mm		
Pitch & Length Designation	Pitch Length (mm)	No. of Teeth
120-5M	120	24
180-5M	180	36
200-5M	200	40
225-5M	225	45
240-5M	240	48
255-5M	255	51
260-5M	260	52
265-5M	265	53
270-5M	270	54
275-5M	275	55
280-5M	280	56
285-5M	285	57
395-5M	295	59
300-5M	300	60
305-5M	305	61
310-5M	310	62
320-5M	320	64
325-5M	325	65
330-5M	330	66
335-5M	335	67
340-5M	340	68
345-5M	345	69
350-5M	350	70
360-5M	360	72
365-5M	365	73
370-5M	370	74
375-5M	375	75
385-5M	385	77
400-5M	400	80
405-5M	405	81
415-5M	415	83
420-5M	420	84

555-5M	555	111
560-5M	560	112
565-5M	565	113
575-5M	575	115
580-5M	580	116
585-5M	585	117
600-5M	600	120
610-5M	610	122
615-5M	615	123
635-5M	635	127
640-5M	640	128
645-5M	645	129
655-5M	655	131
665-5M	665	133
670-5M	670	134
680-5M	680	136
685-5M	685	137
695-5M	695	139
700-5M	700	140
710-5M	710	142
720-5M	720	144
740-5M	740	148
745-5M	745	149
750-5M	750	150
755-5M	755	151
765-5M	765	153
770-5M	770	154
775-5M	775	155
790-5M	790	158
800-5M	800	160
825-5M	825	165
830-5M	830	166
835-5M	835	167
850-5M	850	170
860-5M	860	172
870-5M	870	174
890-5M	890	178
900-5M	900	180
925-5M	925	185
935-5M	935	187

940-5M	940	188
950-5M	950	190
965-5M	965	193
975-5M	975	195
980-5M	980	196
985-5M	985	197
1000-5M	1000	200
1025-5M	1025	205
1035-5M	1035	207
1050-5M	1050	210
1100-5M	1100	220
1115-5M	1115	223
1125-5M	1125	225
1135-5M	1135	227
1175-5M	1175	235
1195-5M	1195	239
1200-5M	1200	240
1225-5M	1225	245
1250-5M	1250	250
1270-5M	1270	254
1295-5M	1295	259
1350-5M	1350	270
1375-5M	1375	275
1380-5M	1380	276
1420-5M	1420	284
1575-5M	1575	315
1595-5M	1595	319
1635-5M	1635	327
1690-5M	1690	338
1720-5M	1720	344
1790-5M	1790	358
1800-5M	1800	360
1870-5M	1870	374
1895-5M	1895	379
1945-5M	1945	389
1980-5M	1980	396
2000-5M	2000	400
2100-5M	2100	420
2110-5M	2110	422
2250-5M	2250	450
2350-5M	2350	470
2525-5M	2525	505
2760-5M	2760	552
3120-5M	3120	624
3170-5M	3170	634
3430-5M	3430	686
3800-5M	3800	760

Available in widths of
9mm, 15mm and 25mm.

Synchronous Belts

POWERGRIP® HTD® 8M, 14M & 20M

8M		
Pitch: 8mm		
Pitch & Length Designation	Pitch Length (mm)	No. of Teeth
264-8M	264	33
320-8M	320	40
376-8M	376	47
384-8M	384	48
424-8M	424	53
480-8M	480	60
512-8M	512	64
520-8M	520	65
560-8M	560	70
576-8M	576	72
600-8M	600	75
608-8M	608	76
624-8M	624	78
640-8M	640	80
656-8M	656	82
720-8M	720	90
760-8M	760	95
776-8M	776	97
800-8M	800	100
856-8M	856	107
880-8M	880	110
912-8M	912	114
920-8M	920	115
960-8M	960	120
968-8M	968	121
976-8M	976	122
1000-8M	1000	125
1040-8M	1040	130
1064-8M	1064	133
1080-8M	1080	135
1120-8M	1120	140
1128-8M	1128	141
1160-8M	1160	145
1176-8M	1176	147
1200-8M	1200	150
1216-8M	1216	152
1224-8M	1224	153
1256-8M	1256	157
1264-8M	1264	158
1280-8M	1280	160
1304-8M	1304	163
1360-8M	1360	170
1424-8M	1424	178
1432-8M	1432	179
1440-8M	1440	180
1512-8M	1512	189
1520-8M	1520	190
1552-8M	1552	194

8M Cont.		
Pitch: 8mm		
Pitch & Length Designation	Pitch Length (mm)	No. of Teeth
1584-8M	1584	198
1600-8M	1600	200
1696-8M	1696	212
1728-8M	1728	216
1760-8M	1760	220
1800-8M	1800	225
1896-8M	1896	237
1904-8M	1904	238
2000-8M	2000	250
2080-8M	2080	260
2200-8M	2200	275
2240-8M	2240	280
2272-8M	2272	284
2400-8M	2400	300
2504-8M	2504	313
2600-8M	2600	325
2800-8M	2800	350

14M		
Pitch: 14mm		
Pitch & Length Designation	Pitch Length (mm)	No. of Teeth
784-14M	784	56
826-14M	826	59
924-14M	924	66
966-14M	966	69
1092-14M	1092	78
1190-14M	1190	85
1400-14M	1400	100
1610-14M	1610	115
1778-14M	1778	127
1890-14M	1890	135
2100-14M	2100	150
2310-14M	2310	165
2450-14M	2450	175
2590-14M	2590	185
2800-14M	2800	200
3150-14M	3150	225
3500-14M	3500	250
3850-14M	3850	275
4004-14M	4004	286
4326-14M	4326	309
4578-14M	4578	327

Available in widths of:
20mm, 30mm, 50mm and 85mm.




Available in widths of:
40mm, 55mm, 85mm, 115mm and 170mm

20M		
Pitch: 20mm		
Pitch & Length Designation	Pitch Length (mm)	No. of Teeth
2000-20M	2000	100
2500-20M	2500	125
3400-20M	3400	170
3800-20M	3800	190
4200-20M	4200	210
4600-20M	4600	230
5000-20M	5000	250
5200-20M	5200	260
5400-20M	5400	270
5600-20M	5600	280
5800-20M	5800	290
6000-20M	6000	300
6200-20M	6200	310
6400-20M	6400	320
6600-20M	6600	330

Available in widths of:
115mm, 170mm, 230mm, 290mm and 340mm

POLY CHAIN® HTD® - 14M

Synchronous Belt in polyurethane



Gates original HTD® tooth profile combined with Poly Chain®. Poly Chain® HTD® allows the use of existing pulleys while increasing the capacity of the drive.

Identification

Three part numbers on the back of the belt indicating length, pitch and width.

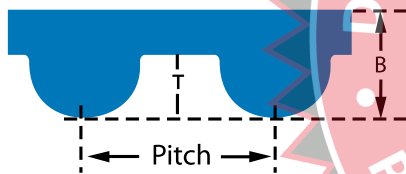
Construction

- Teeth and body are made of a lightweight polyurethane compound, specially blended for adhesion to the cords and fabric. This uniquely formulated polyurethane makes the belt tough and virtually immune to abrasion and chemicals.

- The aramid tensile cords provide extraordinary power-carrying capacity.
- Flex fatigue life of aramid is exceptional, and its high impact strength withstands shocks and surge loading.
- The fabric covering the teeth is highly resistant to oil, chemicals, pollutants, corrosion and abrasion. It is exceptionally durable and remains fully operational under extreme temperatures from -54°C up to +85°C.
- The fabric facing reduces friction with the pulley, thereby minimising temperature buildup.
- Easy rust-free wash down when used with Gates Stainless Steel or Nickel-Plated hardware.

Advantages

- Substantially increased power rating.
- High efficiency positive drive.
- Maintenance-free: no lubrication or re-tensioning needed.
- Savings in space, weight and money.
- Eliminates contamination.



Sections & nominal dimensions:

	Pitch (mm)	T (mm)	B (mm)
14M	14.0	6.1	10.0

Poly Chain® HTD® ordering code is composed as follows:

PC1610-14M-115	
PC	- Poly Chain
1610	- Pitch length (mm)
14M	- Pitch (mm)
115	- Belt width (mm)



14M		
Pitch: 14mm		
Pitch & Length Designation	Pitch Length (mm)	No. of Teeth
PC966-14M	966	69
PC1190-14M	1190	85
PC1400-14M	1400	100
PC1610-14M	1610	115
PC1778-14M	1778	127
PC1890-14M	1890	135
PC2100-14M	2100	150
PC2310-14M	2310	165

Available in widths of:

20mm, 30mm, 40mm, 55mm, 85mm, 115mm and 170mm.

POWERGRIP® GT3 - 8MGT & 14MGT

Synchronous belt with optimized GT tooth profile



PowerGrip® GT3 is made of a highly advanced combination of materials. This new, technically advanced belt covers the widest range of industrial applications. The PowerGrip® GT3 synchronous belt transmits up to 30% more power than previous generation belts. This entire belt range is designed to run on existing drives and does not require any adaptation of the system.

The 8MGT and 14MGT pitches are the optimum choice for high performance drives in the machine tool, paper, and textile industries where durability and low maintenance are required.

Ideally suited on ACHE (air cooled heat exchangers) for maximum efficiency and optimum air flow. 8MGT and 14MGT are static conductive to ISO 9563 and are the premium belt for use in petroleum and liquid natural gas plants. An easy upgrade to existing HTD systems without the need to change sprockets.

Identification

Three part numbers on the back of the belt indicating belt length, pitch and width.

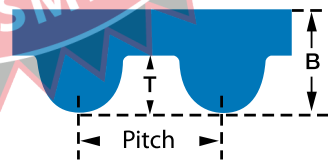
Construction

- Technically advanced compound with fiberglass tensile cord, elastomeric teeth and backing and nylon facing.
- Elastomeric backing protects the cords from environmental pollution and frictional wear.
- Helically wound tensile member gives enormous strength, flex life, and elongation resistance.
- Low friction nylon facing protects the tooth surface against wear.
- Precision-formed and accurately spaced elastomeric teeth.
- Silicone-free, and therefore suitable for painting processes. Any risks of contamination are excluded, therefore making this belt ideal for painting installations in the automotive industry.

Advantages

- Substantially increased power ratings: up to 30% more than previous constructions.
- Reduced maintenance costs due to the belts longer service life.
- Compact, light-weight, and cost effective drives.
- High tooth jump resistance.
- No lubrication needed.
- Standard static conductive to ISO 9563 and can be used in hazardous explosive areas.
- **Compatible with HTD® sprockets.**

Synchronous Belts



Sections & nominal dimensions:

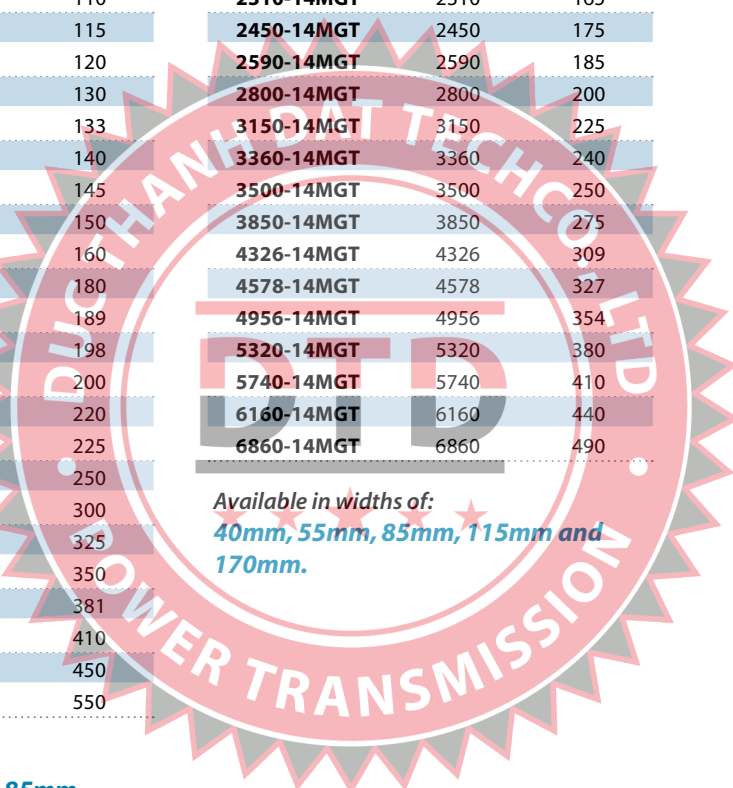
	Pitch (mm)	T (mm)	B (mm)
8MGT	8.0	3.4	5.6
14MGT	14.0	6.0	10.0

PowerGrip® GT3 ordering code is composed as follows:

384-8MGT-20	
384	- Pitch length (mm)
8MGT	- Pitch 8mm
20	- Belt width (mm)

POWERGRIP® GT3 8MGT & 14MGT

8MGT			14MGT		
Pitch: 8mm			Pitch: 14mm		
Pitch & Length Designation	Pitch Length (mm)	No. of Teeth	Pitch & Length Designation	Pitch Length (mm)	No. of Teeth
384-8MGT	384	48	966-14MGT	966	69
480-8MGT	480	60	1190-14MGT	1190	85
560-8MGT	560	70	1400-14MGT	1400	100
600-8MGT	600	75	1610-14MGT	1610	115
640-8MGT	640	80	1750-14MGT	1750	125
720-8MGT	720	90	1778-14MGT	1778	127
800-8MGT	800	100	1890-14MGT	1890	135
840-8MGT	840	105	2100-14MGT	2100	150
880-8MGT	880	110	2310-14MGT	2310	165
920-8MGT	920	115	2450-14MGT	2450	175
960-8MGT	960	120	2590-14MGT	2590	185
1040-8MGT	1040	130	2800-14MGT	2800	200
1064-8MGT	1064	133	3150-14MGT	3150	225
1120-8MGT	1120	140	3360-14MGT	3360	240
1160-8MGT	1160	145	3500-14MGT	3500	250
1200-8MGT	1200	150	3850-14MGT	3850	275
1280-8MGT	1280	160	4326-14MGT	4326	309
1440-8MGT	1440	180	4578-14MGT	4578	327
1512-8MGT	1512	189	4956-14MGT	4956	354
1584-8MGT	1584	198	5320-14MGT	5320	380
1600-8MGT	1600	200	5740-14MGT	5740	410
1760-8MGT	1760	220	6160-14MGT	6160	440
1800-8MGT	1800	225	6860-14MGT	6860	490
2000-8MGT	2000	250			
2400-8MGT	2400	300			
2600-8MGT	2600	325			
2800-8MGT	2800	350			
3048-8MGT	3048	381			
3280-8MGT	3280	410			
3600-8MGT	3600	450			
4400-8MGT	4400	550			



Available in widths of:
 40mm, 55mm, 85mm, 115mm and
 170mm.

Available in widths of:
 20mm, 30mm, 50mm and 85mm

Note: 8MGT & 14MGT PowerGrip GT3 belts are also designed to operate on HTD sprockets.

Synchronous Belts

POWERGRIP® GT3 - 2MGT, 3MGT & 5MGT

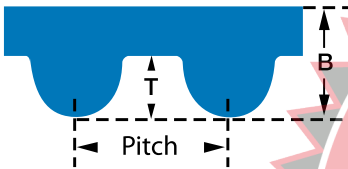
Synchronous belt with optimised GT tooth profile



PowerGrip® GT3 is Gates latest development in synchronous rubber belts. This new, technically advanced belt covers the widest range of industrial applications. The PowerGrip® GT3 synchronous belt transmits up to 30% more power than previous generation belts.

The 2MGT, 3MGT, and 5MGT pitches are ideal for compact drives on hand tools, business machines, domestic appliances, high precision servomotor drives and multi-axis applications.

Synchronous Belts



Sections & nominal dimensions:			
	Pitch (mm)	T (mm)	B (mm)
2MGT	2.0	0.71	1.52
3MGT	3.0	1.12	2.41
5MGT	5.0	1.92	3.81

Identification

Three part number on the back of the belt indicating belt length, pitch and width.

Construction

- Technically advanced compound with fiberglass tensile cord, elastomeric teeth and backing and nylon facing.
- Elastomeric backing protects the cords from environmental pollution and frictional wear.
- Helically wound tensile member gives enormous strength, flex life, and elongation resistance.
- Low friction nylon facing protects the tooth surface against wear.
- Precision-formed and accurately spaced elastomeric teeth.
- 5MGT is silicone-free, and therefore ideal for painting processes. As contamination risks are excluded, it is the ideal belt for painting installations in the automotive industry.
- **Must be used on GT Sprockets.**
(Not compatible with HTD sprockets)

Advantages

- Substantially increased power ratings up to 30% more than previous constructions.
- Compact drives and less weight.
- Positioning accuracy.
- Improved tooth jump resistance.
- Reduced noise levels.
- Cost effective, long-lasting and virtually maintenance-free.

PowerGrip® GT3 ordering code is composed as follows:

285-5MGT-09	
285	- Pitch length (mm)
5MGT	- Pitch 5mm
09	- Belt width (mm)

NOTE: Minimum order quantities may apply, check with customer service.



POWERGRIP® GT3 - 2MGT

2MGT		
Pitch: 2mm		
Pitch & Length Designation	Pitch Length (mm)	No. of Teeth
142-2MGT	142	71
152-2MGT	152	76
158-2MGT	158	79
164-2MGT	164	82
168-2MGT	168	84
172-2MGT	172	86
178-2MGT	178	89
180-2MGT	180	90
184-2MGT	184	92
186-2MGT	186	93
192-2MGT	192	96
194-2MGT	194	97
202-2MGT	202	101
208-2MGT	208	104
210-2MGT	210	105
212-2MGT	212	106
216-2MGT	216	108
220-2MGT	220	110
224-2MGT	224	112
232-2MGT	232	116
240-2MGT	240	120
242-2MGT	242	121
250-2MGT	250	125
252-2MGT	252	126
264-2MGT	264	132
274-2MGT	274	137
280-2MGT	280	140
284-2MGT	284	142
286-2MGT	286	143
288-2MGT	288	144
304-2MGT	304	152
310-2MGT	310	155
318-2MGT	318	159
320-2MGT	320	160
322-2MGT	322	161
330-2MGT	330	165
332-2MGT	332	166
336-2MGT	336	168
342-2MGT	342	171
356-2MGT	356	178
364-2MGT	364	182
370-2MGT	370	185
380-2MGT	380	190
386-2MGT	386	193
392-2MGT	392	196
400-2MGT	400	200
406-2MGT	406	203
412-2MGT	412	206

2MGT Cont.		
Pitch: 2mm		
Pitch & Length Designation	Pitch Length (mm)	No. of Teeth
420-2MGT	420	210
428-2MGT	428	214
430-2MGT	430	215
436-2MGT	436	218
466-2MGT	466	233
474-2MGT	474	237
480-2MGT	480	240
488-2MGT	488	244
502-2MGT	502	251
516-2MGT	516	258
534-2MGT	534	267
544-2MGT	544	272
576-2MGT	576	288
580-2MGT	580	290
600-2MGT	600	300
660-2MGT	660	330
690-2MGT	690	345
816-2MGT	816	408
930-2MGT	930	465
1032-2MGT	1032	516
1164-2MGT	1164	582
1386-2MGT	1386	693
1700-2MGT	1700	850
1830-2MGT	1830	915



Synchronous Belts

POWERGRIP® GT3 - 3MGT & 5MGT

3MGT		
Pitch: 3mm		
Pitch & Length Designation	Pitch Length (mm)	No. of Teeth
150-3MGT	150	50
165-3MGT	165	55
174-3MGT	174	58
180-3MGT	180	60
186-3MGT	186	62
192-3MGT	192	64
195-3MGT	195	65
204-3MGT	204	68
210-3MGT	210	70
216-3MGT	216	72
225-3MGT	225	75
231-3MGT	231	77
234-3MGT	234	78
240-3MGT	240	80
243-3MGT	243	81
246-3MGT	246	82
252-3MGT	252	84
255-3MGT	255	85
267-3MGT	267	89
270-3MGT	270	90
276-3MGT	276	92
282-3MGT	282	94
285-3MGT	285	95
288-3MGT	288	96
294-3MGT	294	98
300-3MGT	300	100
303-3MGT	303	101
309-3MGT	309	103
312-3MGT	312	104
324-3MGT	324	108
330-3MGT	330	110
339-3MGT	339	113
354-3MGT	354	118
357-3MGT	357	119
360-3MGT	360	120
363-3MGT	363	121
375-3MGT	375	125
384-3MGT	384	128
387-3MGT	387	129
390-3MGT	390	130
393-3MGT	393	131
399-3MGT	399	133
408-3MGT	408	136
420-3MGT	420	140
426-3MGT	426	142
450-3MGT	450	150
456-3MGT	456	152
480-3MGT	480	160

3MGT Cont.		
Pitch: 3mm		
Pitch & Length Designation	Pitch Length (mm)	No. of Teeth
483-3MGT	483	161
489-3MGT	489	163
495-3MGT	495	165
501-3MGT	501	167
510-3MGT	510	170
513-3MGT	513	171
522-3MGT	522	174
537-3MGT	537	179
540-3MGT	540	180
552-3MGT	552	184
561-3MGT	561	187
564-3MGT	564	188
570-3MGT	570	190
582-3MGT	582	194
588-3MGT	588	196
600-3MGT	600	200
621-3MGT	621	207
630-3MGT	630	210
657-3MGT	657	219
750-3MGT	750	250
840-3MGT	840	280
849-3MGT	849	283
897-3MGT	897	299
1587-3MGT	1587	529
1692-3MGT	1692	564

5MGT		
Pitch: 5mm		
Pitch & Length Designation	Pitch Length (mm)	No. of Teeth
200-5MGT	200	40
225-5MGT	225	45
250-5MGT	250	50
265-5MGT	265	53
275-5MGT	275	55
280-5MGT	280	56
285-5MGT	285	57
300-5MGT	300	60
325-5MGT	325	65
330-5MGT	330	66
340-5MGT	340	68
350-5MGT	350	70
360-5MGT	360	72
375-5MGT	375	75
400-5MGT	400	80
410-5MGT	410	82
415-5MGT	415	83
425-5MGT	425	85
450-5MGT	450	90
460-5MGT	460	92
475-5MGT	475	95
490-5MGT	490	98
500-5MGT	500	100
510-5MGT	510	102
525-5MGT	525	105
530-5MGT	530	106
540-5MGT	540	108
550-5MGT	550	110
600-5MGT	600	120
625-5MGT	625	125
650-5MGT	650	130
665-5MGT	665	133
700-5MGT	700	140
750-5MGT	750	150
775-5MGT	775	155
800-5MGT	800	160
850-5MGT	850	170
860-5MGT	860	172
900-5MGT	900	180
950-5MGT	950	190
980-5MGT	980	196
1000-5MGT	1000	200
1050-5MGT	1050	210
1150-5MGT	1150	230
1270-5MGT	1270	254
1500-5MGT	1500	300
2100-5MGT	2100	420
2440-5MGT	2440	488

Available in widths of:
6mm, 9mm and 15mm.

NOTE: For 5MGT sprocket range refer to page 129

Most sizes are made to order, please contact Gates Customer Service for availability.

Available in widths of:
9mm, 15mm and 25mm.

POLY CHAIN® – 8MGT CARBON SHORT LENGTH & 5MGT Synchronous belt in polyurethane



POLY CHAIN® GT CARBON™ - SHORT LENGTH Synchronous belt with 8mm, GT tooth profile

This compact polyurethane synchronous belt opens up new opportunities in the design of conveyor drives and is an alternative to roller chain. Now with increased performance due to carbon fibre tensile cords.

Poly Chain® GT does not require lubrication or tensioning and is characterised by low noise levels even at high transport speeds. The special construction is highly resistant to aggressive influences such as dust, oil, and chemicals.

Poly Chain® GT Carbon – Short Length ordering code is composed as follows:

8MGT-352-12
8MGT - Pitch 8mm
352 - Pitch length (mm)
12 - Belt width (mm)

8MGT

Pitch: 8mm

Pitch & Length Designation	Pitch Length (mm)	No. of Teeth
8MGT-248	248	32
8MGT-288	288	36
8MGT-352	352	44
8MGT-416	416	52
8MGT-456	456	57
8MGT-480	480	60
8MGT-544	544	68
8MGT-608	608	76

Available in widths of:
12mm, 21mm, and 36mm.

NOTE: For 8MGT Poly Chain GT sprocket range refer to page 5

POLY CHAIN® GT - 5M Synchronous belt in polyurethane

Gates Poly Chain® GT – 5M uses the original construction which is designed for optimum performance on high torque, low speed drives. Poly Chain® GT – 5M belts are ideally suited for use in machine tool, roller chain, small conveyors and compact drives where space is a problem.

Identification

Three part numbers on the back of the belt indicating pitch code, pitch length and width.

Construction

- Teeth and body are made of a lightweight polyurethane compound, specially blended for adhesion to the cords and fabric. This uniquely formulated polyurethane makes the belt tough and virtually immune to abrasion and chemicals.
- The aramid tensile cords provide extraordinary power-carrying capacity.
- Flex fatigue life of aramid is exceptional, and its high impact strength withstands shocks and surge loading.
- Easy rust-free wash down when used with Gates Stainless Steel or Nickel-Plated hardware.

Advantages

- Substantially increased power rating.
- High efficiency positive drive.
- Maintenance-free: no lubrication or re-tensioning needed.
- Savings in space, weight and money.
- Eliminates contamination.

Poly Chain® GT-5M ordering code is composed as follows:

5MGT-375-21
5MGT - Pitch 5mm
375 - Pitch length (mm)
21 - Belt width (mm)

5MGT


Pitch: 5mm

Pitch & Length Designation	Pitch Length (mm)	No. of Teeth
5MGT-300	300	60
5MGT-375	375	75
5MGT-425	425	85
5MGT-500	500	100
5MGT-535	535	107
5MGT-600	600	120
5MGT-635	635	127
5MGT-700	700	140
5MGT-815	815	163

Available in widths of:
9mm, 15mm and 25mm.

NOTE: For 5MGT sprocket range refer to page 129

Synchronous Belts



TWIN POWER®

Double-sided synchronous belt



Due to its double and directly opposite teeth, Twin Power® synchronous belts ensure high loading capacity on contra-rotating drives and ensure smooth running and high flexibility.

Twin Power® synchronous belts are available with the classical trapezoidal but also with the unique GT tooth profile.

Gates Twin Power® GT2 belt has twice the power rating of Gates Twin Power® HTD® belts. It is characterised by extraordinary load-carrying power and high tooth jump resistance, thus ensuring a positive non-slip drive. In addition, it runs at very low noise.

Twin Power® is available in PowerGrip® GT2 3MR, 5MR, 8MGT and 14MGT, HTD® 3M and 5M and PowerGrip® XL, L and H pitches.

Identification

Three part number on one side of the belt indicating pitch, belt length and width.

Construction

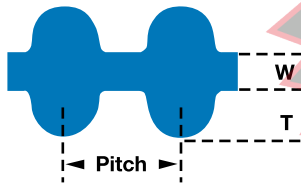
- Similar in construction to PowerGrip® classical synchronous and PowerGrip® GT2 belts: strong tensile member, precision-formed elastomeric teeth and body.
- Wear resistant nylon fabric on both tooth sides.

Advantages

- High loading capacity.
- Twin Power® can transmit up to 100% of its maximum rated load from either side of the belt; alternatively, it can transmit a load on both sides – provided the sum of the loads does not exceed the maximum capacity.
- Non-slip positive drive.
- Running at low noise.
- Free of lubrication and maintenance.
- **Twin Power PowerGrip GT2 8MGT & 14MGT belts can be run on HTD sprockets.**
- **Twin Power PowerGrip GT2 3MR & 5MR belts must be used on GT sprockets (Not compatible with HTD sprockets)**

Synchronous Belts

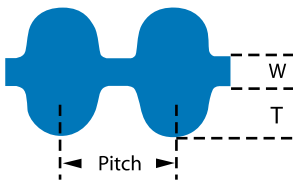
POWERGRIP GT 2



Sections & nominal dimensions:

	Pitch (mm)	W (mm)	T (mm)
3MR	3	1.00	1.12
5MR	5	1.50	1.92
8MGT	8	2.00	3.40
14MGT	14	3.70	5.82

POWERGRIP HTD

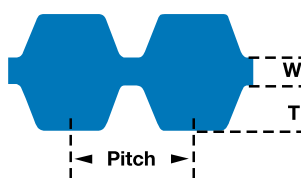


Sections & nominal dimensions:

	Pitch (mm)	W (mm)	T (mm)
3M	3	1.00	1.20
5M	5	1.50	2.10

Twin Power® PowerGrip® HTD in 8M, 14M made to order only. Check with customer service for availability.

POWERGRIP



Sections & nominal dimensions:

	Pitch (inch)	W (mm)	T (mm)
XL	1/5	0.50	1.27
L	3/8	0.76	1.91
H	1/2	1.37	2.29

NOTE:

Twin Power® ordering code is on next page.



TWIN POWER® POWERGRIP® GT2

TP GT2 3MR		
Pitch: 3mm		
Pitch & Length Designation	Pitch Length (mm)	No. of Teeth
TP3MR-381	381	127
TP3MR-396	396	132
TP3MR-399	399	133
TP3MR-405	405	135
TP3MR-411	411	137
TP3MR-420	420	140
TP3MR-426	426	142
TP3MR-432	432	144
TP3MR-435	435	145
TP3MR-447	447	149
TP3MR-465	465	155
TP3MR-468	468	156
TP3MR-471	471	157
TP3MR-474	474	158
TP3MR-480	480	160
TP3MR-486	486	162
TP3MR-489	489	163
TP3MR-492	492	164
TP3MR-501	501	167
TP3MR-510	510	170
TP3MR-513	513	171
TP3MR-519	519	173
TP3MR-525	525	175
TP3MR-528	528	176
TP3MR-531	531	177
TP3MR-537	537	179
TP3MR-552	552	184
TP3MR-558	558	186
TP3MR-564	564	188
TP3MR-570	570	190
TP3MR-576	576	192
TP3MR-585	585	195
TP3MR-591	591	197
TP3MR-597	597	199
TP3MR-600	600	200
TP3MR-606	606	202
TP3MR-609	609	203
TP3MR-612	612	204
TP3MR-627	627	209
TP3MR-633	633	211
TP3MR-639	639	213
TP3MR-645	645	215
TP3MR-648	648	216
TP3MR-654	654	218
TP3MR-657	657	219
TP3MR-663	663	221
TP3MR-669	669	223
TP3MR-684	684	228

TP GT2 3MR Cont.		
Pitch: 3mm		
Pitch & Length Designation	Pitch Length (mm)	No. of Teeth
TP3MR-687	687	229
TP3MR-696	696	232
TP3MR-711	711	237
TP3MR-735	735	245
TP3MR-738	738	246
TP3MR-750	750	250
TP3MR-753	753	251
TP3MR-786	786	262
TP3MR-795	795	265
TP3MR-822	822	274
TP3MR-837	837	279
TP3MR-840	840	280
TP3MR-843	843	281
TP3MR-873	873	291
TP3MR-882	882	294
TP3MR-891	891	297
TP3MR-900	900	300
TP3MR-915	915	305
TP3MR-945	945	315
TP3MR-951	951	317
TP3MR-981	981	327
TP3MR-1002	1002	334
TP3MR-1026	1026	342
TP3MR-1035	1035	345
TP3MR-1050	1050	350
TP3MR-1056	1056	352
TP3MR-1062	1062	354
TP3MR-1080	1080	360
TP3MR-1125	1125	375
TP3MR-1155	1155	385
TP3MR-1191	1191	397
TP3MR-1263	1263	421
TP3MR-1335	1335	445
TP3MR-1500	1500	500
TP3MR-1512	1512	504
TP3MR-1536	1536	512
TP3MR-1587	1587	529
TP3MR-1956	1956	652
TP3MR-2004	2004	668
TP3MR-2061	2061	687

Available in widths of
**6mm (Code 06), 9mm (Code 09),
 and 15mm (Code 15).**

Twin Power® ordering code is composed as follows:

GT2-MGT	
TP4400-8MGT-55	
TP	- Twin Power
4400	- Pitch Length (mm)
8MGT	- Pitch 8mm
55	- Belt width (mm)
GT2-MR	
TP5MR-870-09	
TP	- Twin Power
5MR	- Pitch 5mm
870	- Pitch Length (mm)
09	- Belt width (mm)
HTD	
TP1120-8M-20	
TP	- Twin Power
1120	- Pitch Length (mm)
8M	- Pitch 8m
20	- Belt width (mm)
CLASSICAL	
TP180XL031	
TP	- Twin Power
180	- Pitch length (1/10 inch)
XL	- Pitch 1/5" (5.080mm)
031	- Belt Width 0.31" (7.9mm)

Synchronous Belts

TWIN POWER® POWERGRIP® GT2

TP GT2 5MR		
Pitch: 5mm		
Pitch & Length Designation	Pitch Length (mm)	No. of Teeth
TP5MR-400	400	80
TP5MR-425	425	85
TP5MR-450	450	90
TP5MR-500	500	100
TP5MR-535	535	107
TP5MR-565	565	113
TP5MR-575	575	115
TP5MR-580	580	116
TP5MR-600	600	120
TP5MR-625	625	125
TP5MR-650	650	130
TP5MR-700	700	140
TP5MR-710	710	142
TP5MR-740	740	148
TP5MR-745	745	149
TP5MR-750	750	150
TP5MR-765	765	153
TP5MR-790	790	158
TP5MR-800	800	160
TP5MR-815	815	163
TP5MR-830	830	166
TP5MR-835	835	167
TP5MR-850	850	170
TP5MR-870	870	174
TP5MR-890	890	178
TP5MR-900	900	180
TP5MR-925	925	185
TP5MR-950	950	190
TP5MR-975	975	195
TP5MR-985	985	197
TP5MR-1000	1000	200
TP5MR-1050	1050	210
TP5MR-1115	1115	223
TP5MR-1125	1125	225
TP5MR-1150	1150	230
TP5MR-1195	1195	239
TP5MR-1250	1250	250
TP5MR-1270	1270	254
TP5MR-1295	1295	259
TP5MR-1300	1300	260
TP5MR-1375	1375	275
TP5MR-1420	1420	284
TP5MR-1450	1450	290
TP5MR-1575	1575	315
TP5MR-1595	1595	319
TP5MR-1635	1635	327
TP5MR-1690	1690	338
TP5MR-1790	1790	358
TP5MR-1800	1800	360
TP5MR-1895	1895	379
TP5MR-1945	1945	389
TP5MR-2000	2000	400

TP GT2 5MR Cont.		
Pitch: 5mm		
Pitch & Length Designation	Pitch Length (mm)	No. of Teeth
TP5MR-2110	2110	422
TP5MR-2250	2250	450
TP5MR-2525	2525	505
TP5MR-2760	2760	552
TP5MR-3120	3120	624
TP5MR-3170	3170	634
TP5MR-3200	3200	640
TP5MR-3430	3430	686
TP5MR-3800	3800	760

Available in widths of 9mm (Code 09), 15mm (Code 15) and 25mm (Code 25).

TP GT2 8MGT		
Pitch: 8mm		
Pitch & Length Designation	Pitch Length (mm)	No. of Teeth
TP480-8MGT	480	60
TP560-8MGT	560	70
TP600-8MGT	600	75
TP640-8MGT	640	80
TP720-8MGT	720	90
TP800-8MGT	800	100
TP840-8MGT	840	105
TP880-8MGT	880	110
TP920-8MGT	920	115
TP960-8MGT	960	120
TP1040-8MGT	1040	130
TP1064-8MGT	1064	133
TP1120-8MGT	1120	140
TP1160-8MGT	1160	145
TP1200-8MGT	1200	150
TP1224-8MGT	1224	153
TP1280-8MGT	1280	160
TP1440-8MGT	1440	180
TP1512-8MGT	1512	189
TP1600-8MGT	1600	200
TP1760-8MGT	1760	220
TP1800-8MGT	1800	225
TP2000-8MGT	2000	250
TP2200-8MGT	2200	275
TP2400-8MGT	2400	300
TP2600-8MGT	2600	325
TP2800-8MGT	2800	350
TP3048-8MGT	3048	381
TP3280-8MGT	3280	410
TP3600-8MGT	3600	450
TP4400-8MGT	4400	550
TP4960-8MGT	4960	620

TP GT2 14MGT		
Pitch: 14mm		
Pitch & Length Designation	Pitch Length (mm)	No. of Teeth
TP966-14MGT	966	69
TP1190-14MGT	1190	85
TP1400-14MGT	1400	100
TP1610-14MGT	1610	115
TP1778-14MGT	1778	127
TP1890-14MGT	1890	135
TP2100-14MGT	2100	150
TP2310-14MGT	2310	165
TP2450-14MGT	2450	175
TP2590-14MGT	2590	185
TP2800-14MGT	2800	200
TP3150-14MGT	3150	225
TP3360-14MGT	3360	240
TP3500-14MGT	3500	250
TP3850-14MGT	3850	275
TP4326-14MGT	4326	309
TP4578-14MGT	4578	327
TP4956-14MGT	4956	354
TP5320-14MGT	5320	380
TP5740-14MGT	5740	410
TP6160-14MGT	6160	440
TP6860-14MGT	6860	490

Available in widths of 40mm, 55mm, 85mm, 115mm and 170mm

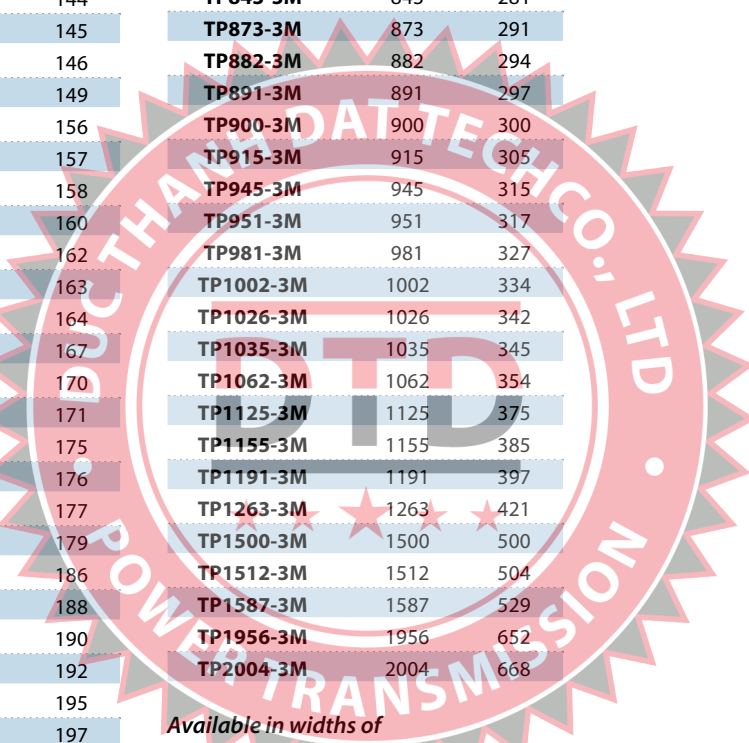
Available in widths of 20mm, 30mm, 50mm and 85mm.

TWIN POWER® POWERGRIP® HTD

TP HTD 3M		
Pitch: 3mm		
Pitch & Length Designation	Pitch Length (mm)	No. of Teeth
TP381-3M	381	127
TP396-3M	396	132
TP399-3M	399	133
TP405-3M	405	135
TP411-3M	411	137
TP417-3M	417	139
TP420-3M	420	140
TP426-3M	426	142
TP432-3M	432	144
TP435-3M	435	145
TP438-3M	438	146
TP447-3M	447	149
TP468-3M	468	156
TP471-3M	471	157
TP474-3M	474	158
TP480-3M	480	160
TP486-3M	486	162
TP489-3M	489	163
TP492-3M	492	164
TP501-3M	501	167
TP510-3M	510	170
TP513-3M	513	171
TP525-3M	525	175
TP528-3M	528	176
TP531-3M	531	177
TP537-3M	537	179
TP558-3M	558	186
TP564-3M	564	188
TP570-3M	570	190
TP576-3M	576	192
TP585-3M	585	195
TP591-3M	591	197
TP597-3M	597	199
TP600-3M	600	200
TP606-3M	606	202
TP609-3M	609	203
TP612-3M	612	204
TP627-3M	627	209
TP633-3M	633	211
TP639-3M	639	213
TP645-3M	645	215
TP648-3M	648	216
TP654-3M	654	218
TP657-3M	657	219
TP663-3M	663	221
TP669-3M	669	223
TP684-3M	684	228
TP687-3M	687	229

TP HTD 3M Cont.		
Pitch: 3mm		
Pitch & Length Designation	Pitch Length (mm)	No. of Teeth
TP696 3M	696	232
TP711-3M	711	237
TP735-3M	735	245
TP738-3M	738	246
TP753-3M	753	251
TP795-3M	795	265
TP822-3M	822	274
TP837-3M	837	279
TP843-3M	843	281
TP873-3M	873	291
TP882-3M	882	294
TP891-3M	891	297
TP900-3M	900	300
TP915-3M	915	305
TP945-3M	945	315
TP951-3M	951	317
TP981-3M	981	327
TP1002-3M	1002	334
TP1026-3M	1026	342
TP1035-3M	1035	345
TP1062-3M	1062	354
TP1125-3M	1125	375
TP1155-3M	1155	385
TP1191-3M	1191	397
TP1263-3M	1263	421
TP1500-3M	1500	500
TP1512-3M	1512	504
TP1587-3M	1587	529
TP1956-3M	1956	652
TP2004-3M	2004	668

Available in widths of
6mm (Code 06), 9mm (Code 09)
and 15mm (Code 15).



Synchronous Belts

TWIN POWER® POWERGRIP® HTD

TP HTD 5M

Pitch: 5mm

Pitch & Length Designation	Pitch Length (mm)	No. of Teeth
TP400-5M	400	80
TP415-5M	415	83
TP425-5M	425	85
TP450-5M	450	90
TP460-5M	460	92
TP475-5M	475	95
TP480-5M	480	96
TP495-5M	495	99
TP500-5M	500	100
TP520-5M	520	104
TP535-5M	535	107
TP555-5M	555	111
TP565-5M	565	113
TP580-5M	580	116
TP585-5M	585	117
TP600-5M	600	120
TP615-5M	615	123
TP635-5M	635	127
TP640-5M	640	128
TP655-5M	655	131
TP665-5M	665	133
TP670-5M	670	134
TP680-5M	680	136
TP685-5M	685	137
TP695-5M	695	139
TP700-5M	700	140
TP710-5M	710	142
TP740-5M	740	148
TP745-5M	745	149
TP755-5M	755	151
TP765-5M	765	153
TP790-5M	790	158
TP800-5M	800	160
TP830-5M	830	166
TP835-5M	835	167
TP850-5M	850	170
TP870-5M	870	174
TP890-5M	890	178
TP925-5M	925	185
TP935-5M	935	187
TP950-5M	950	190
TP975-5M	975	195
TP985-5M	985	197
TP1000-5M	1000	200
TP1050-5M	1050	210
TP1100-5M	1100	220
TP1115-5M	1115	223
TP1125-5M	1125	225

TP HTD 5M Cont.

Pitch: 5mm

Pitch & Length Designation	Pitch Length (mm)	No. of Teeth
TP1195-5M	1195	239
TP1200-5M	1200	240
TP1250-5M	1250	250
TP1270-5M	1270	254
TP1295-5M	1295	259
TP1375-5M	1375	275
TP1420-5M	1420	284
TP1575-5M	1575	315
TP1595-5M	1595	319
TP1635-5M	1635	327
TP1690-5M	1690	338
TP1790-5M	1790	358
TP1800-5M	1800	360
TP1870-5M	1870	374
TP1895-5M	1895	379
TP1945-5M	1945	389
TP1980-5M	1980	396
TP2000-5M	2000	400
TP2100-5M	2100	420
TP2110-5M	2110	422
TP2250-5M	2250	450
TP2350-5M	2350	470
TP2525-5M	2525	505
TP2760-5M	2760	552
TP3120-5M	3120	624
TP3170-5M	3170	634
TP3430-5M	3430	686
TP3800-5M	3800	760

Available in widths of
 9mm (Code 09), 15mm (Code 15)
 and 25mm (Code 25).

Synchronous Belts

TWIN POWER® POWERGRIP®

TP XL		
Pitch: 1/5" (5.080 mm)		
Pitch & Length Designation	Pitch Length (mm)	No. of Teeth
TP 126 XL	320.04	63
TP 128 XL	325.12	64
TP 130 XL	330.20	65
TP 132 XL	335.28	66
TP 134 XL	340.36	67
TP 136 XL	345.44	68
TP 138 XL	350.52	69
TP 140 XL	355.60	70
TP 142 XL	360.68	71
TP 144 XL	365.76	72
TP 146 XL	370.84	73
TP 148 XL	375.92	74
TP 150 XL	381.00	75
TP 152 XL	386.08	76
TP 156 XL	396.24	78
TP 158 XL	401.32	79
TP 160 XL	406.40	80
TP 162 XL	411.48	81
TP 166 XL	421.64	83
TP 168 XL	426.72	84
TP 170 XL	431.80	85
TP 172 XL	436.88	86
TP 174 XL	441.96	87
TP 176 XL	447.04	88
TP 178 XL	452.12	89
TP 180 XL	457.20	90
TP 182 XL	462.28	91
TP 184 XL	467.36	92
TP 186 XL	472.44	93
TP 188 XL	477.52	94
TP 190 XL	482.60	95
TP 192 XL	487.68	96
TP 200 XL	508.00	100
TP 202 XL	513.08	101
TP 204 XL	518.16	102
TP 206 XL	523.24	103
TP 210 XL	533.40	105
TP 212 XL	538.48	106
TP 214 XL	543.56	107
TP 218 XL	553.72	109
TP 220 XL	558.80	110
TP 222 XL	563.88	111
TP 226 XL	574.04	113
TP 228 XL	579.12	114
TP 230 XL	584.20	115
TP 232 XL	589.28	116
TP 234 XL	594.36	117
TP 236 XL	599.44	118

TP XL Cont.		
Pitch: 1/5" (5.080 mm)		
Pitch & Length Designation	Pitch Length (mm)	No. of Teeth
TP 240 XL	609.60	120
TP 244 XL	619.76	122
TP 246 XL	624.84	123
TP 250 XL	635.00	125
TP 254 XL	645.16	127
TP 258 XL	655.32	129
TP 260 XL	660.40	130
TP 262 XL	665.48	131
TP 264 XL	670.56	132
TP 266 XL	675.64	133
TP 268 XL	680.72	134
TP 270 XL	685.80	135
TP 274 XL	695.96	137
TP 280 XL	711.20	140
TP 286 XL	726.44	143
TP 290 XL	736.60	145
TP 296 XL	751.84	148
TP 300 XL	762.00	150
TP 306 XL	777.24	153
TP 310 XL	787.40	155
TP 316 XL	802.64	158
TP 320 XL	812.80	160
TP 322 XL	817.88	161
TP 330 XL	838.20	165
TP 338 XL	858.52	169
TP 340 XL	863.60	170
TP 344 XL	873.76	172
TP 348 XL	883.92	174
TP 350 XL	889.00	175
TP 352 XL	894.08	176
TP 362 XL	919.48	181
TP 370 XL	939.80	185
TP 380 XL	965.20	190
TP 384 XL	975.36	192
TP 390 XL	990.60	195
TP 400 XL	1016.00	200
TP 412 XL	1046.48	206
TP 420 XL	1066.80	210
TP 424 XL	1076.96	212
TP 432 XL	1097.28	216
TP 438 XL	1112.52	219
TP 444 XL	1127.76	222
TP 450 XL	1143.00	225
TP 454 XL	1153.16	227
TP 460 XL	1168.40	230
TP 468 XL	1188.72	234
TP 480 XL	1219.20	240
TP 492 XL	1249.68	246

TP XL Cont.		
Pitch: 1/5" (5.080 mm)		
Pitch & Length Designation	Pitch Length (mm)	No. of Teeth
TP 498 XL	1264.92	249
TP 500 XL	1270.00	250
TP 506 XL	1285.24	253
TP 524 XL	1330.96	262
TP 570 XL	1447.80	285
TP 580 XL	1473.20	290
TP 592 XL	1503.68	296
TP 612 XL	1554.48	306
TP 630 XL	1600.20	315
TP 672 XL	1706.88	336
TP 690 XL	1752.60	345
TP 770 XL	1955.80	385
TP 850 XL	2159.00	425

Available in widths of
6.4mm (code 025),
7.9mm (code 031)
and 9.5mm (code 037).

Synchronous Belts

TWIN POWER® POWERGRIP®

Synchronous Belts

TP L		
Pitch: 3/8" (9.525 mm)		
Pitch & Length Designation	Pitch Length (mm)	No. of Teeth
TP 150 L	381.00	40
TP 154 L	390.53	41
TP 158 L	400.05	42
TP 165 L	419.10	44
TP 173 L	438.15	46
TP 176 L	447.68	47
TP 187 L	476.25	50
TP 195 L	495.30	52
TP 199 L	504.83	53
TP 202 L	514.35	54
TP 210 L	533.40	56
TP 218 L	552.45	58
TP 225 L	571.50	60
TP 240 L	609.60	64
TP 248 L	628.65	66
TP 255 L	647.70	68
TP 263 L	666.75	70
TP 270 L	685.80	72
TP 285 L	723.90	76
TP 300 L	762.00	80
TP 315 L	800.10	84
TP 322 L	819.15	86
TP 345 L	876.30	92
TP 367 L	933.45	98
TP 375 L	952.50	100
TP 390 L	990.60	104
TP 420 L	1066.80	112
TP 446 L	1133.48	119
TP 450 L	1143.00	120
TP 480 L	1219.20	128
TP 510 L	1295.40	136
TP 540 L	1371.60	144
TP 566 L	1438.28	151
TP 600 L	1524.00	160
TP 630 L	1600.20	168
TP 660 L	1676.40	176
TP 720 L	1828.80	192
TP 817 L	2076.45	218
TP 900 L	2286.00	240
TP 945 L	2400.30	252

Available in widths of
12.7mm (code 050),
19.1mm (code 075)
and 25.4mm (code 100).

TP H		
Pitch: 1/2" (12.7 mm)		
Pitch & Length Designation	Pitch Length (mm)	No. of Teeth
TP 210 H	533.40	42
TP 220 H	558.80	44
TP 225 H	571.50	45
TP 230 H	584.20	46
TP 240 H	609.60	48
TP 270 H	685.80	54
TP 300 H	762.00	60
TP 310 H	787.40	62
TP 315 H	800.10	63
TP 320 H	812.80	64
TP 330 H	838.20	66
TP 340 H	863.60	68
TP 350 H	889.00	70
TP 360 H	914.40	72
TP 370 H	939.80	74
TP 390 H	990.60	78
TP 400 H	1016.00	80
TP 410 H	1041.40	82
TP 415 H	1054.10	83
TP 420 H	1066.80	84
TP 445 H	1130.30	89
TP 450 H	1143.00	90
TP 455 H	1155.70	91
TP 465 H	1181.10	93
TP 480 H	1219.20	96
TP 485 H	1231.90	97
TP 490 H	1244.60	98
TP 495 H	1257.30	99
TP 510 H	1295.40	102
TP 525 H	1333.50	105
TP 540 H	1371.60	108
TP 555 H	1409.70	111
TP 560 H	1422.40	112
TP 570 H	1447.80	114
TP 585 H	1485.90	117
TP 600 H	1524.00	120
TP 605 H	1536.70	121
TP 630 H	1600.20	126
TP 645 H	1638.30	129
TP 655 H	1663.70	131
TP 660 H	1676.40	132
TP 700 H	1778.00	140
TP 730 H	1854.20	146
TP 750 H	1905.00	150
TP 775 H	1968.50	155
TP 780 H	1981.20	156
TP 800 H	2032.00	160
TP 820 H	2082.80	164

TP H Cont.		
Pitch: 1/2" (12.7 mm)		
Pitch & Length Designation	Pitch Length (mm)	No. of Teeth
TP 840 H	2133.60	168
TP 850 H	2159.00	170
TP 900 H	2286.00	180
TP 960 H	2438.40	192
TP 1000 H	2540.00	200
TP 1100 H	2794.00	220
TP 1140 H	2895.60	228
TP 1180 H	2997.20	236
TP 1250 H	3175.00	250
TP 1400 H	3556.00	280
TP 1510 H	3835.40	302
TP 1550 H	3937.00	310
TP 1645 H	4178.30	329
TP 1680 H	4267.20	336
TP 1700 H	4318.00	340
TP 2090 H	5308.60	418
TP 2100 H	5334.00	420
TP 2120 H	5384.80	424
TP 2330 H	5918.20	466

Available in widths of
19.1mm (code 075),
25.4mm (code 100),
38.1mm (code 150),
50.8mm (code 200),
and 76.2mm (code 300).

LINEAR BELTING

Open-end synchronous belt



Long Length belting is a special alternative to the timing chain for reverse positioning drives.

Open-end synchronous belting is suitable for linear movements (automated doors, automated warehouse conveyors and elevators), accurate positioning (machine tools, x-y coordinate machines) and reversal drives (computers, printers and office equipment).

Gates Long Length belting is available in various sizes, constructions and tooth designs to cover a wide range of loads, speeds and applications.



Identification

Three part number on the back of the belt indicating product designation, pitch and belt width.

Construction

Poly Chain® GT Carbon™ 8MGT and 14MGT pitches

- Carbon fibre tensile cord.
- Polyurethane teeth and backing.
- Fabric reinforced teeth.

PowerGrip® GT 3MR, 5MR and 8MR pitches

PowerGrip® HTD® 3M, 5M, 8M and 14M pitches

PowerGrip® XL, L and H pitches

- Fibreglass or steel tensile cords.
- Rubber teeth and backing.
- Nylon tooth facing.

Advantages

- High positioning accuracy, making the belt ideally suited for applications with repetitive movements.
- High power transmission due to the use of sophisticated materials and tooth profiles.
- Positive power transmission with low axial load.
- Length stability due to the use of high modulus tensile members.
- Easy to attach with clamping fixtures.
- Low maintenance.
- No environmental pollution due to lubricants.

Synchronous Belts

Metric Pitch Linear Belting ordering code is composed as follows:

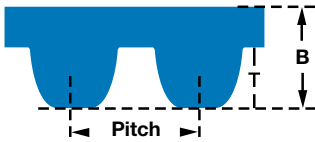
LL8M30ST	
LL	- Linear Belting
8M	- Pitch 8mm
30	- Belt width (mm)
ST	- Steel Cords (Optional)

Imperial Pitch Linear Belting ordering code is composed as follows:

LL100HST	
LL	- Linear Belting
100	- Belt width 1.00" (25.4mm)
H	- Pitch 1/2" (12.7mm)
ST	- Steel Cords (Optional)

Note: For Linear Belting Clamping Plate range refer to page 131

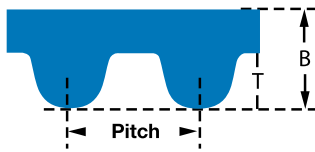
POLY CHAIN® GT CARBON™



Sections & nominal dimensions:			Length on roll (m)	Width - mm	
Pitch (mm)	T (mm)	B (mm)		Carbon	
8MGT	8.0	3.40	30	12, 21, 36	
14MGT	14.0	6.00	30	20, 37	

Other lengths available on request.

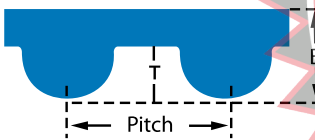
POWERGRIP® GT



Sections & nominal dimensions:	Pitch (mm)	T (mm)	B (mm)	Length on roll (m)	Width - (mm)	
					Fibreglass	Steel
3MR	3.00	1.12	2.41	30	6, 9, 15	
5MR	5.00	1.92	3.81	30	6, 10, 15, 25	6, 10, 15, 25
8MR	8.00	3.34	5.60	30	10, 15, 20, 30, 50, 85	10, 15, 20, 30, 50

Other lengths available on request.

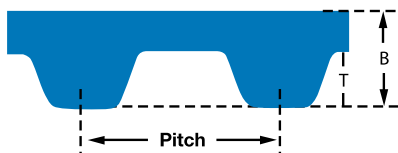
POWERGRIP® HTD®



Sections & nominal dimensions:	Pitch (mm)	T (mm)	B (mm)	Length on roll (m)	Width - (mm)	
					Fibreglass	Steel
3M	3.00	1.10	2.40	30	6, 9, 15	
5M	5.00	2.10	3.80	30	6, 10, 15, 25	6, 10, 15, 25
8M	8.00	3.40	6.00	30	10, 15, 20, 30, 50, 85	10, 15, 20, 30, 50, 85
14M	14.00	6.00	10.00	30	25, 40, 55, 85, 115	25, 40, 55, 85, 115

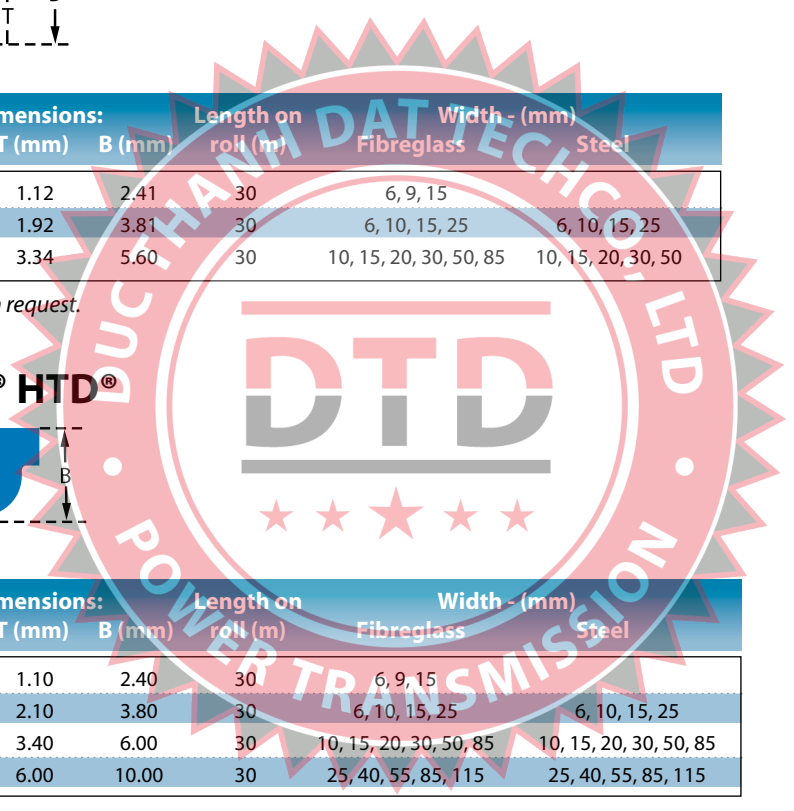
Other lengths available on request.

POWERGRIP® CTB



Sections & nominal dimensions:				Length on roll (m)	Width - (1/100 inch)		
Pitch (inch)	Pitch (mm)	T (mm)	B (mm)		Fibreglass	Steel	
MXL	2/25	2.032	0.51	1.14	15.24	025, 037, 050	
XL	1/5	5.080	1.27	2.30	30	025, 031, 037, 050	
L	3/8	9.525	1.91	3.60	30	037, 050, 075, 100	
H	1/2	12.700	2.29	4.30	30	050, 075, 100, 150, 200, 300	050, 075, 100, 150, 200, 300

Other lengths available on request.



SYNCHROPOWER®

Polyurethane truly endless synchronous belt



Gates Synchropower® polyurethane belts offer an optimal price/quality ratio. They provide maximum power transmission combined with perfect tooth meshing with tight and accurate tolerances.

Gates Synchropower® is an ideal solution for applications in office machines, paper industry, mixers, domestic appliances, textile machines, compressors, film projectors, sewing machines and toys.

Identification

Two part number on the back of the belt indicating pitch and belt length.

Construction

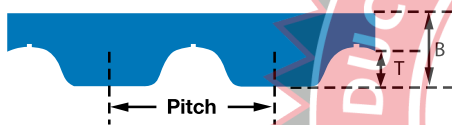
- Tough and flexible polyurethane compound of consistent quality.
- Steel tensile member.
- Resistant to various oils, ozone and abrasion.
- Temperature ranges from -30°C to +80°C.

Advantages

- Load capacities from 0.5kW to 30kW.
- Up to 40,000rpm.
- Belt speeds up to 75m/s.
- Efficiency up to 98%.
- Fixed centre distances possible.
- Minimum elongation.
- Long Service Life.

NOTE:

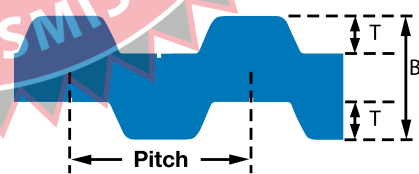
Gates Synchropower® belts are available made to order with kevlar cords.



Sections & nominal dimensions:			
	Pitch (mm)	T (mm)	B (mm)
AT5	5	1.2	2.7
AT10	10	2.5	4.5



Sections & nominal dimensions:			
	Pitch (mm)	T (mm)	B (mm)
T2.5	2.5	0.7	1.3
T5	5	1.2	2.2
T10	10	2.5	4.5



Sections & nominal dimensions:			
	Pitch (mm)	T (mm)	B (mm)
DT5	5	1.2	3.4
DT10	10	2.5	4.5

Synchropower® ordering code is composed as follows:

T5-525-25	
T5	- Pitch 5mm
525	- Pitch Length (mm)
25	- Width (mm)

SYNCHROPOWER®

T5		
Pitch: 5mm		
Pitch & Length Designation	Pitch Length (mm)	No. of Teeth
T5-165*	165	33
T5-185*	185	37
T5-200*	200	40
T5-215*	215	43
T5-220*	220	44
T5-225*	225	45
T5-245*	245	49
T5-250*	250	50
T5-255*	255	51
T5-260*	260	52
T5-270*	270	54
T5-275*	275	55
T5-280*	280	56
T5-295*	295	59
T5-300*	300	60
T5-305*	305	61
T5-320*	320	64
T5-325	325	65
T5-330	330	66
T5-340	340	68
T5-350	350	70
T5-355	355	71
T5-365	365	73
T5-375	375	75
T5-390	390	78
T5-400	400	80
T5-410	410	82
T5-420	420	84
T5-425	425	85
T5-430	430	86
T5-440	440	88
T5-445	445	89
T5-450	450	90
T5-455	455	91
T5-460	460	92
T5-475	475	95
T5-480	480	96
T5-500	500	100
T5-510	510	102
T5-525	525	105
T5-545	545	109
T5-550	550	110
T5-560	560	112
T5-575	575	115
T5-590	590	118
T5-600	600	120
T5-610	610	122
T5-620	620	124
T5-625	625	125
T5-630	630	126
T5-640	640	128
T5-650	650	130
T5-660	660	132
T5-675	675	135

T5 Cont.		
Pitch: 5mm		
Pitch & Length Designation	Pitch Length (mm)	No. of Teeth
T5-690	690	138
T5-700	700	140
T5-720	720	144
T5-725	725	145
T5-750	750	150
T5-780	780	156
T5-800	800	160
T5-815	815	163
T5-840	840	168
T5-850	850	170
T5-900	900	180
T5-940	940	188
T5-990	990	198
T5-1000	1000	200
T5-1075	1075	215
T5-1100	1100	220
T5-1215	1215	243
T5-1315	1315	263
T5-1350	1350	270
T5-1380	1380	276
T5-1440	1440	288

Available in widths of
4mm, 6mm, 8mm, 10mm, 12mm,
16mm, 20mm, 25mm, 32mm, 50mm,
75mm, 100mm and 380mm.

T10		
Pitch: 10mm		
Pitch & Length Designation	Pitch Length (mm)	No. of Teeth
T10-260*	260	26
T10-320*	320	32
T10-370	370	37
T10-400	400	40
T10-410	410	41
T10-440	440	44
T10-450	450	45
T10-500	500	50
T10-530	530	53
T10-550	550	55
T10-560	560	56
T10-600	600	60
T10-610	610	61
T10-630	630	63
T10-650	650	65
T10-660	660	66
T10-690	690	69
T10-700	700	70

T10 Cont.		
Pitch: 10mm		
Pitch & Length Designation	Pitch Length (mm)	No. of Teeth
T10-720	720	72
T10-750	750	75
T10-780	780	78
T10-800	800	80
T10-810	810	81
T10-840	840	84
T10-850	850	85
T10-880	880	88
T10-890	890	89
T10-900	900	90
T10-910	910	91
T10-920	920	92
T10-950	950	95
T10-960	960	96
T10-970	970	97
T10-980	980	98
T10-1000	1000	100
T10-1010	1010	101
T10-1050	1050	105
T10-1080	1080	108
T10-1100	1100	110
T10-1110	1110	111
T10-1140	1140	114
T10-1150	1150	115
T10-1200	1200	120
T10-1210	1210	121
T10-1240	1240	124
T10-1250	1250	125
T10-1300	1300	130
T10-1320	1320	132
T10-1350	1350	135
T10-1390	1390	139
T10-1400	1400	140
T10-1420	1420	142
T10-1440	1440	144
T10-1450	1450	145
T10-1460	1460	146
T10-1500	1500	150
T10-1560	1560	156
T10-1600*	1600	160
T10-1610*	1610	161
T10-1700*	1700	170
T10-1750*	1750	175
T10-1780*	1780	178
T10-1800*	1800	180
T10-1880*	1880	188
T10-1960*	1960	196
T10-2250*	2250	225

Available in widths of
6mm, 8mm, 10mm, 12mm, 16mm,
20mm, 25mm, 32mm, 50mm,
75mm, 100mm and 380mm.

* Sleeve width is 200 not 380mm

SYNCHROPOWER®

AT5

Pitch: 5mm

Pitch & Length Designation	Pitch Length (mm)	No. of Teeth
AT5-225*	225	45
AT5-280*	280	56
AT5-300*	300	60
AT5-340	340	68
AT5-375	375	75
AT5-390	390	78
AT5-420	420	84
AT5-450	450	90
AT5-455	455	91
AT5-500	500	100
AT5-545	545	109
AT5-600	600	120
AT5-610	610	122
AT5-660	660	132
AT5-710	710	142
AT5-720	720	144
AT5-750	750	150
AT5-780	780	156
AT5-825	825	165
AT5-860	860	172
AT5-975	975	195
AT5-1050	1050	210
AT5-1500	1500	300

Available in widths of 4mm, 6mm, 8mm, 10mm, 12mm, 16mm, 20mm, 25mm, 32mm, 50mm, 75mm, 100mm and 380mm.

AT10

Pitch: 10mm

Pitch & Length Designation	Pitch Length (mm)	No. of Teeth
AT10-500	500	50
AT10-560	560	56
AT10-610	610	61
AT10-660	660	66
AT10-700	700	70
AT10-730	730	73
AT10-780	780	78
AT10-800	800	80
AT10-840	840	84
AT10-890	890	89
AT10-920	920	92
AT10-960	960	96
AT10-980	980	98
AT10-1010	1010	101
AT10-1050	1050	105
AT10-1080	1080	108
AT10-1100	1100	110
AT10-1150	1150	115
AT10-1200	1200	120
AT10-1210	1210	121
AT10-1250	1250	125

AT10 Cont

Pitch: 10mm

Pitch & Length Designation	Pitch Length (mm)	No. of Teeth
AT10-1280	1280	128
AT10-1320	1320	132
AT10-1350	1350	135
AT10-1360	1360	136
AT10-1400	1400	140
AT10-1420	1420	142
AT10-1480	1480	148
AT10-1500	1500	150
AT10-1600*	1600	160
AT10-1700*	1700	170
AT10-1800*	1800	180
AT10-1860*	1860	186
AT10-1940*	1940	194

Available in widths of 6mm, 8mm, 10mm, 12mm, 16mm, 20mm, 25mm, 32mm, 50mm, 75mm, 100mm and 380mm.

T2.5

Pitch: 2.5mm

Pitch & Length Designation	Pitch Length (mm)	No. of Teeth
T2.5-120*	120	48
T2.5-145*	145	58
T2.5-160*	160	64
T2.5-177.5*	177.5	71
T2.5-180*	180	72
T2.5-200*	200	80
T2.5-210*	210	84
T2.5-230*	230	92
T2.5-245*	245	98
T2.5-265*	265	106
T2.5-277.5*	277.5	111
T2.5-285*	285	114
T2.5-290*	290	116
T2.5-305*	305	122
T2.5-317.5*	317.5	127
T2.5-330	330	132
T2.5-342.5	342.5	137
T2.5-380	380	152
T2.5-420	420	168
T2.5-480	480	192
T2.5-500	500	200
T2.5-540	540	216
T2.5-600	600	240
T2.5-620	620	248
T2.5-650	650	260
T2.5-780	780	312
T2.5-915	915	366
T2.5-950	950	380

Available in widths of 4mm, 6mm, 8mm, 10mm, 12mm, 16mm, 20mm, 25mm, 32mm, 50mm, 75mm, 100mm and 380mm.

DT10 - Double-sided

Pitch: 10mm

Pitch & Length Designation	Pitch Length (mm)	No. of Teeth
DT10-600	600	60
DT10-630	630	63
DT10-660	660	66
DT10-700	700	70
DT10-750	750	75
DT10-800	800	80
DT10-840	840	84
DT10-900	900	90
DT10-980	980	98
DT10-1000	1000	100
DT10-1100	1100	110
DT10-1200	1200	120
DT10-1210	1210	121
DT10-1300	1300	130
DT10-1320	1320	132
DT10-1420	1420	142
DT10-1600*	1600	160
DT10-1610*	1610	161
DT10-1700*	1700	170
DT10-1880*	1880	188

Available in widths of 6mm, 8mm, 10mm, 12mm, 16mm, 20mm, 25mm, 32mm, 50mm, 75mm, 100mm and 380mm.

DT5 - Double-sided

Pitch: 5mm

Pitch & Length Designation	Pitch Length (mm)	No. of Teeth
DT5-300*	300	60
DT5-400	400	80
DT5-410	410	82
DT5-450	450	90
DT5-460	460	92
DT5-480	480	96
DT5-500	500	100
DT5-515	515	103
DT5-550	550	110
DT5-590	590	118
DT5-600	600	120
DT5-620	620	124
DT5-650	650	130
DT5-700	700	140
DT5-750	750	150
DT5-815	815	163
DT5-900	900	180
DT5-940	940	188
DT5-1100	1100	220

Available in widths of 4mm, 6mm, 8mm, 10mm, 12mm, 16mm, 20mm, 25mm, 32mm, 50mm, 75mm, 100mm and 380mm.

* Sleeve width is 200 not 380mm

Synchronous Belts

LINEAR URETHANE BELTING



Linear timing belts provide the greatest degree of flexibility for synchronous conveying and linear positioning applications.

Gates Mectrol manufactures linear timing belts in a variety of tooth pitch, length and material combinations. This offering provides a wide range of possible configurations for your application.

Linear lengths are available in two styles - welded endless and open ended. Welded endless belts are ideal for low torque conveying applications. Open ended belts are typically used for motion control applications.

Construction

- Very high tensile strength and stiffness
- Parallel cord construction
 - No cords exposed at belt edges
 - Better tracking
 - Uniform tensioning
- Tough polyurethane construction
 - Durable and cut resistant
 - Oil, chemical and water resistant
 - Non-marking
- Steel or Kevlar® tensile cords.
- Choice of polymers including FDA/USDA grades.
- Nylon back and tooth surface options available for quieter operation and reduced friction.
- Various molded profiles and backing materials available.
- Wide range of tooth pitches to meet your application requirements.

Advantages

- High precision positioning or index.
- Synchronous conveying.
- High acceleration, deceleration or continuous high running speeds.
- Multiple belt, common shaft conveying.
- Customised belts to meet any application need.

Custom belting cord and backing options:

NT	- Nylon fabric on teeth
NB	- Nylon fabric on back
NTB	- Nylon fabric on teeth and back
K	- Kevlar® tensile cords
HB	- Heavy backing
FDA	- Food grade urethane

Imperial Pitch belting ordering code is composed as follows:

ULL100HKNT	
U	- Urethane
LL	- Long Length
100	- Belt Width (1/100 inch)
H	- Pitch (½ inch)
K	- Kevlar (optional)
NT	- Nylon Teeth covering (optional)

T & AT Pitch belting ordering code is composed as follows:

LL50T10FDA	
LL	- Long Length
50	- Belt Width (mm)
T10	- Pitch T10 (10mm)
FDA	- Food Grade (optional)

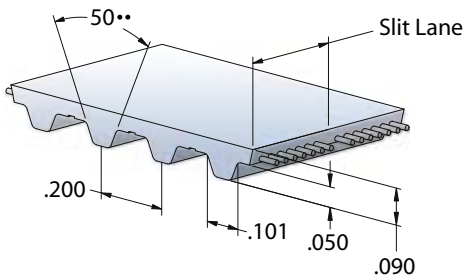
HTD & STD Profile belting ordering code is composed as follows:

ULL14MHTD55	
U	- Urethane
LL	- Long Length
14M	- Pitch
HTD	- Profile
55	- Belt Width (mm)



IMPERIAL PITCH BELTS

XL .200" Pitch

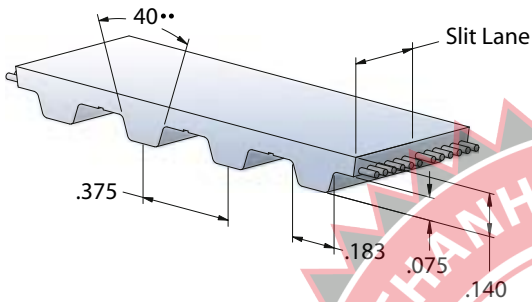


Standard Roll Lengths

	XL	L	H*, H-HF*	XH
Feet	200	200	200	100
Metres	61	61	61	30

All roll lengths are $\pm 1\%$.
 * Heavy Back (HB) option available.
 Non-standard lengths are available upon request.

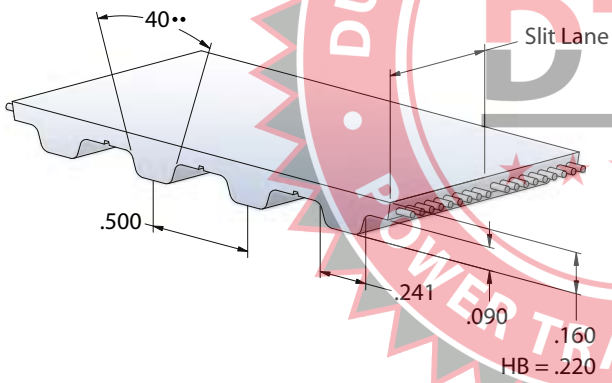
L .375" Pitch



Available Widths

Code	inch	mm	XL	L	H, H-HF	XH
025	1/4	6.36	X			
031	5/16	7.94	X			
037	3/8	9.53	X	X	X	
050	1/2	12.7	X	X	X	X
075	3/4	19.05	X	X	X	X
100	1	25.4	X	X	X	X
150	1 1/2	38.1	X	X	X	X
200	2	50.8	X	X	X	X
300	3	76.5		X	X	X
400	4	101.6		X	X	X
600	6	152.4			X	X

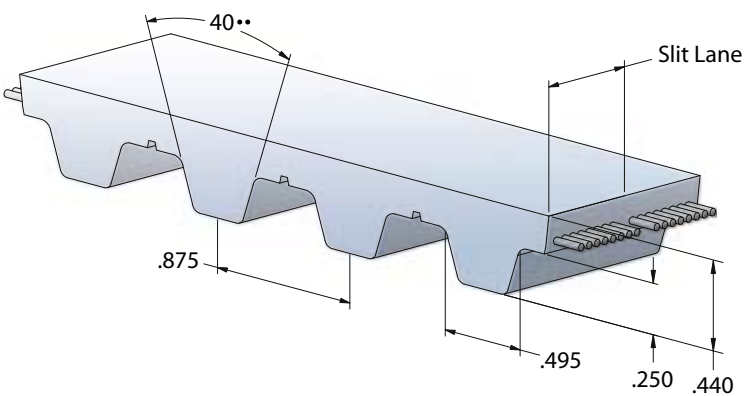
H, H-HF .500" Pitch WH .500" Pitch - From 6" to 18" wide



All belts are available in any width between the minimum and maximum listed width.

NOTE: Some profiles and pitches are made to order.
 Some backing or tensile cord options are made to order.
 Please contact Gates Customer Service for availability.

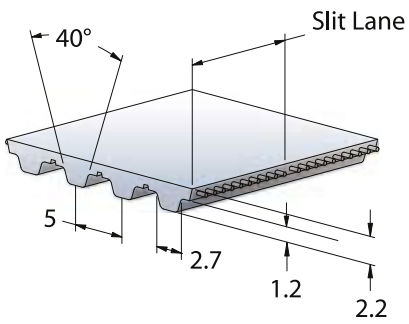
XH .875" Pitch



Synchronous Belts

T PITCH BELTS

T5 5mm Pitch



Standard Roll Lengths

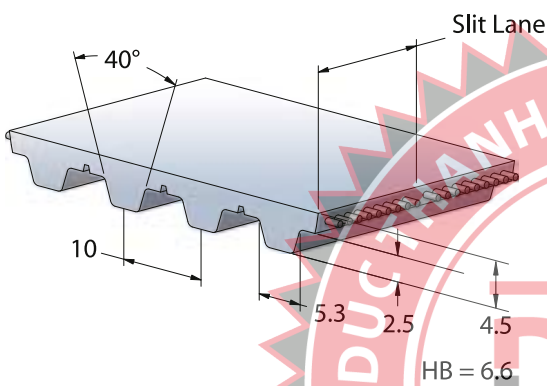
	T5	T10*, T10-HF*	T20
Metres	50 or 100		

All roll lengths are $\pm 1\%$.

* Heavy Back (HB) option available.

Non-standard lengths are available upon request.

T10, T10-HF 10mm Pitch WT10 10mm Pitch - From 150mm to 450mm wide

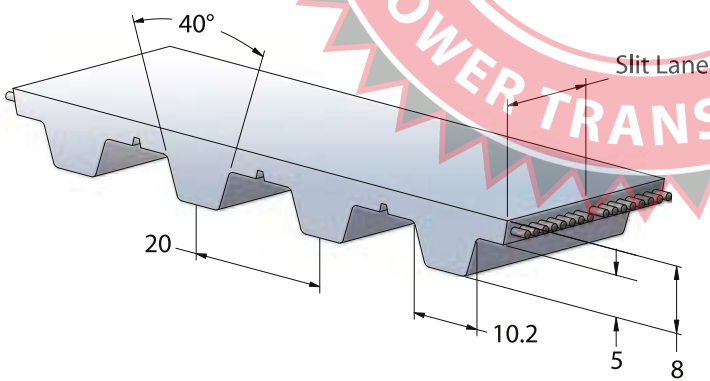


Available Widths

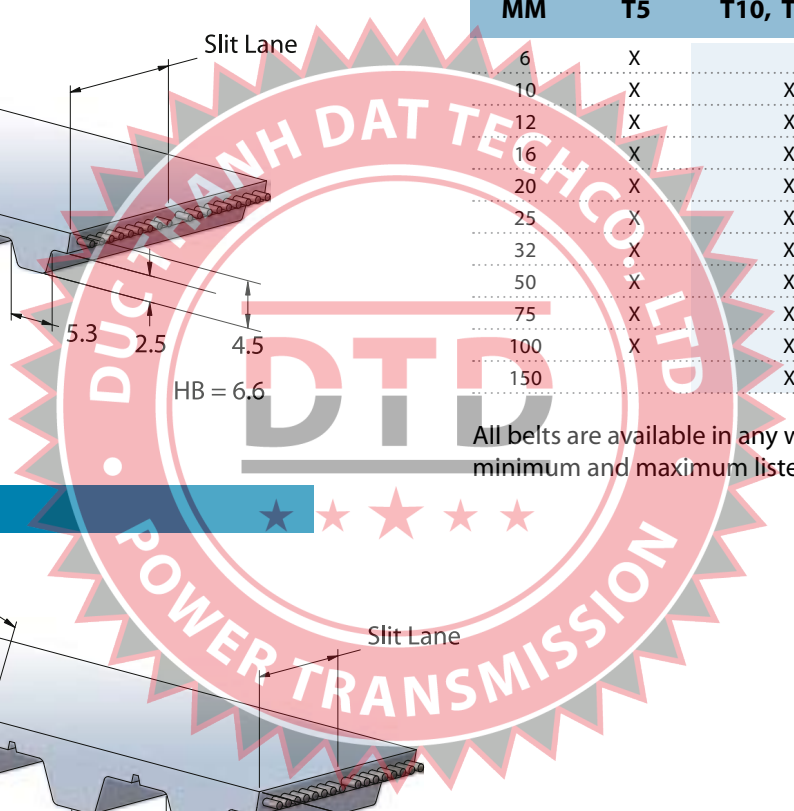
MM	T5	T10, T10-HF	T20
6	X		
10	X	X	
12	X	X	
16	X	X	
20	X	X	X
25	X	X	X
32	X	X	X
50	X	X	X
75	X	X	X
100	X	X	X
150		X	X

All belts are available in any width between the minimum and maximum listed widths.

T20 20mm Pitch

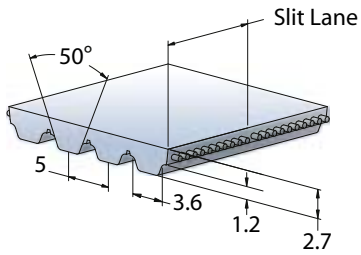


Synchronous Belts



AT PITCH BELTS

AT5 and ATL5 5mm Pitch

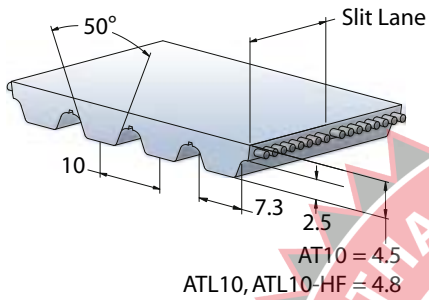


Standard Roll Lengths

	AT5	ATL5	AT10, ATL10-HF	AT20, ATL20
Metres	50 or 100			

All roll lengths are ± 1%.
Non-standard lengths are available upon request.

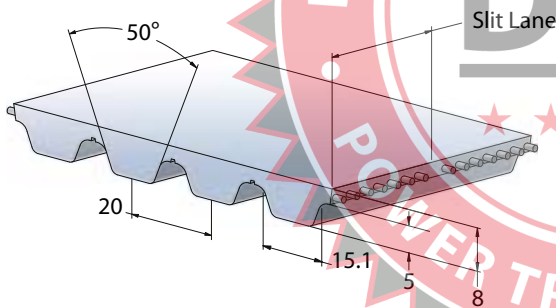
AT10, ATL10 and ATL10-HF 10mm Pitch



Available Widths

MM	AT5	ATL5	AT10, ATL10, ATL10-HF	AT20, ATL20
6	X			
10	X	X		
12	X	X		
16	X	X	X	
20	X	X	X	
25	X	X	X	X
32	X	X	X	X
50	X	X	X	X
75	X	X	X	X
100	X	X	X	X
150		X	X	X

AT20 and ATL20 20mm Pitch

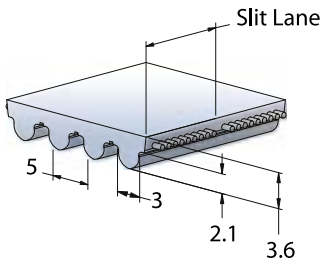


All belts are available in any width between the minimum and maximum listed widths.

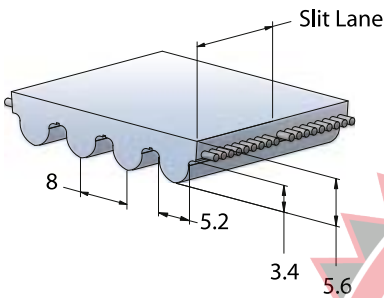
Synchronous Belts

HTD® and STD PITCH BELTS

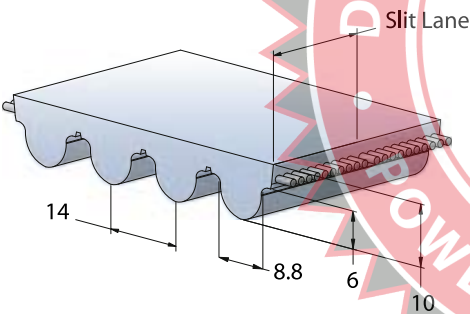
HTD5 5mm Pitch



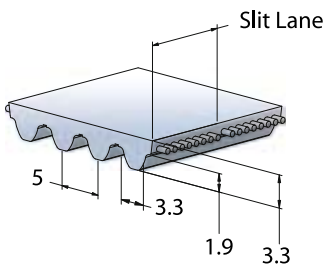
HTD8 8mm Pitch



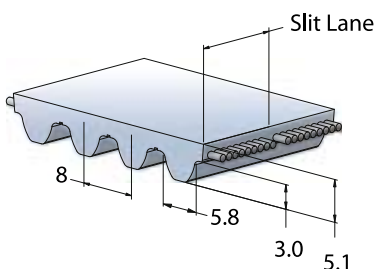
HTD14, HTDL14 14mm Pitch



STD5 5mm Pitch



STD8 8mm Pitch



Standard Roll Lengths

HTD5 HTD8 HTD14, HTDL14 STD5 STD8

Metres 50 or 100

All roll lengths are $\pm 1\%$.
Non-standard lengths are available upon request.

Available Widths

MM	HTD5	HTD8	HTD14, HTDL14	STD5	STD8
5	X			X	
10	X	X		X	X
15	X	X		X	X
20		X			X
25	X	X	X	X	X
30		X			X
40			X		
50	X	X		X	X
55			X		
85	X*	X	X		X
100	X*	X	X		X
115			X		
150	X*	X**			
170			X		


All belts are available in any width between the minimum and maximum listed width.

* These widths are only available in HTD5 Steel or HTD5 Steel with NB.

** This width is not available in HTD8 Kevlar.

GATES MATERIAL HANDLING

Custom Urethane Belting



Gates can provide a wide range of custom made and fabricated belting solutions for your material handling needs. Designed to meet your specific materials handling requirements whether in the food industry, bottling, packaging, paper, meat and poultry using a wide range of urethane belting and rubber belting and a multitude of backing materials with customised profiles, Gates has your solution.

Some of the available modifications/features are:

- Welded (Endless) belts
- Flex (Truly Endless) belts
- Custom backings
- Backing profiles
- Self tracking belts (fabricated & integral V-guides)
- Fabricated backings
- Wide belting for conveying
- Food grade belting (FDA)
- Live roller belting

For more information please contact Gates Customer Service or request a Gates Urethane belt products catalogue.



Synchronous
Belts

GATES FOOD GRADE BELTING

FDA Approved Urethane Belting



Gates has a number of belting products that are specifically designed for the food handling market.

Products include:

PosiClean™ - Positive drive replacement for modular chain.

CenterClean™ - Self tracking synchronous belting suitable for troughed applications

GMT3™ - Alternative to light weight flat belting especially where slippage is a concern.

FC12™ - Flat FDA urethane belting


Features

- Sealed edges and tension members prevent ingress of microbes
- Aramid tension members provide high strength, low stretch
- Thickness controlled to exacting tolerances
- Smooth surface allows cleaning to a microbiological level
- Urethane material compatible with wash down environments
- Oil resistant
- USDA accepted for meat, poultry and dairy processing equipment

Benefits

- Reduction of in-process bacteria growth
- Longer belt life due to minimal belt stretch
- Reduced down time due to sanitation and belt failures

For more information please contact Gates customer service or request a Gates Urethane belt products catalogue.



Synchronous Belts



PosiClean™ Belting and Sprockets



CenterClean™ Belting

COTTON CLEANER BELTS


Special Application Belts



Cotton Cleaner belts have a trapezoidal tooth profile and Kevlar tensile cords. Cotton Cleaner belts are specifically designed for use on Cotton Gin and inclined cleaner machines.

Advantages

- Kevlar tensile cords provide excellent shock load resistance.
- Long service life in harsh environments
- Twice the belt life or better
- Virtually eliminates downtime



Cotton Cleaner Belt ordering code is composed as follows:

61CCB142K
61 - Pitch Length (inch)
CCB142 - Cotton Cleaner Belt
K - Kevlar tensile cords

Pitch: 1" (25.4mm)				
Belt Ref.	Pitch Length mm	No. of Teeth	Width mm	Weight (kg)
61CCB142K	1524	60	38.1	0.61
63CCB165K	1600	63	38.1	0.64
64CCB170K	1626	64	38.1	0.65
65CCB175K	1651	65	38.1	0.66

Note: Steel tensile cord available as a made to order product. Lead time and minimum order quantities apply.

Synchronous Belts

POWERGRIP® 5MGT & POLY CHAIN® 5MGT SPROCKETS



Use with 5mm PowerGrip® GT or Poly Chain® GT belts. 2MGT and 3MGT pulleys available on request, please contact Gates customer service.

Identification

Engraved or cast three part numbers on side of sprocket indicating pitch code, number of teeth and width.

Advantages

- Precise sprocket design produces positive, press fit to shaft.
- Smaller, narrower sprockets save shaft space, keep the load closer to bearing and extend life of reducer.
- Sprockets are precision manufactured and static balanced.

NOTE:

On a sprocket, pitch is the distance between groove centres and is measured on the pitch circle of the sprocket. The pitch circle of the sprocket coincides with the pitch line of the belt mating with it. The pitch diameter of the sprocket is always greater than its outside diameter.

PowerGrip & Poly Chain® 5MGT Sprocket ordering code is composed as follows:

P60-5MGT-15

P	- PowerGrip Sprocket
60	- 60 Teeth
5MGT	- Pitch 5mm
15	- To suit belt width (mm)

For Belts 9mm and 15mm Wide

Pulley Designation	No. of Teeth	Diameters			Bush No.	Weight (kg)
		Pitch (mm)	Outside (mm)	Flange (mm)		
P18-5MGT-15	18	28.65	27.51	35.18	PB	0.12
P19-5MGT-15	19	30.24	29.11	36.07	PB	0.15
P20-5MGT-15	20	31.83	30.68	38.35	PB	0.15
P21-5MGT-15	21	33.42	32.28	38.86	PB	0.17
P22-5MGT-15	22	35.01	33.88	38.86	PB	0.17
P23-5MGT-15	23	36.61	35.46	42.16	PB	0.22
P24-5MGT-15	24	38.20	37.06	45.21	PB	0.24
P25-5MGT-15	25	39.79	38.63	45.21	PB	0.26
P26-5MGT-15	26	41.38	40.23	48.26	PB	0.27
P28-5MGT-15	28	44.56	43.41	51.31	PB	0.31
P30-5MGT-15	30	47.75	46.61	54.1	PB	0.36
P32-5MGT-15	32	50.93	49.78	54.1	PB	0.42
P34-5MGT-15	34	54.11	52.96	60.33	PB	0.48
P36-5MGT-15	36	57.30	56.16	60.45	1108	0.51
P36-5MGT-15	36	57.30	56.16	60.45	PB	0.20
P38-5MGT-15	38	60.48	59.33	66.29	1108	0.71
P38-5MGT-15	38	60.48	59.33	66.29	PB	0.25
P40-5MGT-15	40	63.66	62.51	69.34	1108	0.75
P40-5MGT-15	40	63.66	62.51	69.34	PB	0.30
P44-5MGT-15	44	70.03	68.88	78.49	1108	0.42
P45-5MGT-15	45	71.62	70.49	78.49	PB	0.95
P48-5MGT-15	48	76.39	75.26	84.58	1210	0.47
P50-5MGT-15	50	79.58	78.44	84.58	PB	1.18
P52-5MGT-15	52	82.76	81.61	90.68	1210	0.60
P56-5MGT-15	56	89.13	87.99	96.77	1610	0.62
P60-5MGT-15	60	95.49	94.36	102.62	1610	0.91
P64-5MGT-15	64	101.86	100.71	105.16	1610	1.07
P68-5MGT-15	68	108.23	107.09	114.81	1610	1.23
P72-5MGT-15	72	114.59	113.44	118.62	1610	1.45
P80-5MGT-15	80	127.32	126.19	-	1610	1.58
P90-5MGT-15	90	143.24	142.09	-	1610	2.10
P112-5MGT-15	112	178.25	177.11	-	2012	3.78

NOTE: PB = Pilot Bore.

POWERGRIP® 5MGT & POLY CHAIN® 5MGT SPROCKETS

For Belts 25mm Wide						
Pulley Designation	No. of Teeth	Diameters			Bush No.	Weight (kg)
		Pitch (mm)	Outside (mm)	Flange (mm)		
P18-5MGT-25	18	28.65	27.51	35.18	PB	0.17
P19-5MGT-25	19	30.24	29.11	36.07	PB	0.20
P20-5MGT-25	20	31.83	30.68	38.35	PB	0.22
P21-5MGT-25	21	33.42	32.28	38.86	PB	0.24
P22-5MGT-25	22	35.01	33.88	38.86	PB	0.26
P23-5MGT-25	23	36.61	35.46	42.16	PB	0.30
P24-5MGT-25	24	38.20	37.06	45.21	PB	0.34
P25-5MGT-25	25	39.79	38.63	45.21	PB	0.36
P26-5MGT-25	26	41.38	40.23	48.26	PB	0.36
P28-5MGT-25	28	44.56	43.41	51.31	PB	0.45
P30-5MGT-25	30	47.75	46.61	54.1	PB	0.50
P32-5MGT-25	32	50.93	49.78	54.1	PB	0.55
P34-5MGT-25	34	54.11	52.96	60.33	PB	0.61
P36-5MGT-25	36	57.30	56.16	60.45	1108	0.70
P36-5MGT-25	36	57.30	56.16	60.45	PB	0.27
P38-5MGT-25	38	60.48	59.33	66.29	1108	0.86
P38-5MGT-25	38	60.48	59.33	66.29	PB	0.33
P40-5MGT-25	40	63.66	62.51	69.34	1108	0.98
P40-5MGT-25	40	63.66	62.51	69.34	PB	0.42
P44-5MGT-25	44	70.03	68.88	78.49	1108	0.52
P45-5MGT-25	45	71.62	70.49	78.49	PB	1.23
P48-5MGT-25	48	76.39	75.26	84.58	1210	0.59
P50-5MGT-25	50	79.58	78.44	84.58	PB	1.55
P52-5MGT-25	52	82.76	81.61	90.68	1210	0.77
P56-5MGT-25	56	89.13	87.99	96.77	1610	0.80
P60-5MGT-25	60	95.49	94.36	102.62	1610	0.98
P64-5MGT-25	64	101.86	100.71	105.16	1610	1.15
P68-5MGT-25	68	108.23	107.09	114.81	2012	1.30
P72-5MGT-25	72	114.59	113.44	118.62	2012	1.49
P80-5MGT-25	80	127.32	126.19	-	2012	2.01
P90-5MGT-25	90	143.24	142.09	-	2012	2.80
P112-5MGT-25	112	178.25	177.11	-	2012	4.82

NOTE: PB = Pilot Bore

NOTES:

Pulleys of Gray Iron, Ductile Iron, Sintered Steel or Steel material supplied. Pulleys of either material provide required durability and service life. Gates reserves the right to supply pulleys of either material against orders for standard pulleys.

For rim speeds greater than 40 m/sec consult Gates Customer Service.

Some sizes may be non-stock. Please contact Gates Customer Service for availability.

Metal Products

CLAMPING PLATES FOR LINEAR BELTING

Metal clamping plates for synchronous belting



Use with Synchronous long-length belting including Poly Chain® GT Carbon®, PowerGrip® GT, Synchropower®, PowerGrip® Timing and HTD®.

Clamping Plate Material is Aluminium.



Clamping Plate ordering code is composed as follows:

CP-10-8M	
CP	- Clamping Plate
10	- Width
8M	- Pitch

Note:
Bolts are included.

Poly Chain 8MGT

Description	Belt Width (mm)	Weight (kg)
CP-12-8MGT	12	0.23
CP-21-8MGT	21	0.28
CP-36-8MGT	36	0.37

PowerGrip GT 8MGT

Description	Belt Width (mm)	Weight (kg)
CP-20-8GT	20	0.27
CP-30-8GT	30	0.33
CP-50-8GT	50	0.45

PowerGrip HTD 14M

Description	Belt Width (mm)	Weight (kg)
CP-25-14M	25	0.77
CP-40-14M	40	0.99
CP-55-14M	55	1.18
CP-85-14M	85	1.59
CP-100-14M	100	1.78
CP-115-14M	115	1.98
CP-170-14M	170	2.71

Poly Chain 14MGT

Description	Belt Width (mm)	Weight (kg)
CP-20-14MGT	20	0.71
CP-37-14MGT	37	0.94

PowerGrip HTD 5M

Description	Belt Width (mm)	Weight (kg)
CP-5-5M	5	0.05
CP-10-5M	10	0.07
CP-15-5M	15	0.07
CP-25-5M	25	0.10
CP-50-5M	50	0.15

PowerGrip GT 2MR

Description	Belt Width (mm)	Weight (kg)
CP-04-2MR	4	0.005
CP-06-2MR	6	0.005
CP-09-2MR	9	0.01

PowerGrip GT 5MGT

Description	Belt Width (mm)	Weight (kg)
CP-9-5MGT	9	0.06
CP-15-5MGT	15	0.07
CP-25-5MGT	25	0.10

PowerGrip HTD 8M

Description	Belt Width (mm)	Weight (kg)
CP-10-8M	10	0.22
CP-15-8M	15	0.25
CP-20-8M	20	0.27
CP-25-8M	25	0.30
CP-30-8M	30	0.33
CP-50-8M	50	0.45
CP-85-8M	85	0.65
CP-100-8M	100	0.73

PowerGrip GT 3MR

Description	Belt Width (mm)	Weight (kg)
CP-06-3MR	6	0.02
CP-09-3MR	9	0.02
CP-15-3MR	15	0.02

CLAMPING PLATES FOR LINEAR BELTING

PowerGrip Timing XL		
Description	Belt Width (inch)	Weight (kg)
CP-025-XL	0.250	0.05
CP-031-XL	0.313	0.06
CP-037-XL	0.375	0.06
CP-050-XL	0.500	0.06
CP-075-XL	0.750	0.08
CP-100-XL	1.000	0.10
CP-150-XL	1.500	0.12
CP-200-XL	2.000	0.15

T5		
Description	Belt Width (mm)	Weight (kg)
CP-6-T5	6	0.05
CP-10-T5	10	0.07
CP-16-T5	16	0.07
CP-25-T5	25	0.09
CP-32-T5	32	0.10
CP-50-T5	50	0.14
CP-75-T5	75	0.19
CP-100-T5	100	0.24

AT10		
Description	Belt Width (mm)	Weight (kg)
CP-16-AT10	16	0.31
CP-20-AT10	20	0.33
CP-25-AT10	25	0.36
CP-32-AT10	32	0.42
CP-50-AT10	50	0.53
CP-75-AT10	75	0.71
CP-100-AT10	100	0.89
CP-150-AT10	150	1.21

PowerGrip Timing L		
Description	Belt Width (inch)	Weight (kg)
CP-037-L	0.375	0.25
CP-050-L	0.500	0.26
CP-075-L	0.750	0.30
CP-100-L	1.000	0.35
CP-150-L	1.500	0.44
CP-200-L	2.000	0.53
CP-300-L	3.000	0.70
CP-400-L	4.000	0.87

T10		
Description	Belt Width (mm)	Weight (kg)
CP-10-T10	10	0.27
CP-12-T10	12	0.28
CP-16-T10	16	0.31
CP-20-T10	20	0.34
CP-25-T10	25	0.37
CP-32-T10	32	0.43
CP-50-T10	50	0.55
CP-75-T10	75	0.73
CP-100-T10	100.00	0.91
CP-150-T10	150.00	1.26

AT20		
Description	Belt Width (mm)	Weight (kg)
CP-25-AT20	25	1.04
CP-32-AT20	32	1.15
CP-50-AT20	50	1.45
CP-75-AT20	75	1.89
CP-100-AT20	100	2.31
CP-150-AT20	150	3.16

PowerGrip Timing H		
Description	Belt Width (inch)	Weight (kg)
CP-037-H	0.375	0.48
CP-050-H	0.500	0.52
CP-075-H	0.750	0.60
CP-100-H	1.000	0.67
CP-150-H	1.500	0.83
CP-200-H	2.000	0.98
CP-300-H	3.000	1.29
CP-400-H	4.000	1.59
CP-600-H	6.000	2.04

T20		
Description	Belt Width (mm)	Weight (kg)
CP-25-T20	25	1.06
CP-32-T20	32	1.20
CP-50-T20	50	1.52
CP-75-T20	75	1.86
CP-100-T20	100	2.42
CP-150-T20	150	3.31

Bolt Kits	
Description	
8MGT BOLT KIT	
14MGT BOLT KIT	
5MGT BOLT KIT	
5HTD BOLT KIT	
8HTD BOLT KIT	
14HTD BOLT KIT	
XL BOLT KIT	
L BOLT KIT	
H BOLT KIT	
T5-AT5 BOLT KIT	
T10-AT10 BOLT KIT	
T20-AT20 BOLT KIT	

NOTE: Made to order. Please contact Gates Customer Service for availability.

AT5		
Description	Belt Width (mm)	Weight (kg)
CP-6-AT5	6	0.05
CP-10-AT5	10	0.06
CP-12-AT5	12	0.07
CP-16-AT5	16	0.07
CP-20-AT5	20	0.08
CP-25-AT5	25	0.09
CP-32-AT5	32	0.10
CP-50-AT5	50	0.14
CP-75-AT5	75	0.19
CP-100-AT5	100	0.24

Metal Products

EUROGRIP® FLEXIBLE COUPLINGS

The Designer's Choice



Electronic speed controls are increasingly being used in industry. In response to this requirement, Gates has developed a flexible coupling range covering standard motor sizes. Gates EuroGrip® flexible couplings consist of rubber sleeve and two metal end pieces. The design of Gates EuroGrip flexible couplings is unique, with its OGEE lines⁽¹⁾ allowing the coupling to act as a torque/life indicator for the drive.

Gates EuroGrip® flexible couplings are available in sizes 19, 28, 42, 48 and 60 and are bored to a suit taper brush or a plain bore and keyway.

Gates EuroGrip® flexible couplings have high vibration damping capacity, which makes them especially suitable for direct drive applications in pumps and compressors. Their high compliance is especially appreciated by designs of speed control systems, where resonance can be a problem. The zero backlash characteristics result in high positioning accuracy and repeatability, suitable for a wide range of applications in the linear actuator market.

Identification

Unique OGEE lines⁽¹⁾ on the sleeve are an indicator of torque and product life.

Construction

- Sleeves are made of a high-performance elastomeric compound. The sleeve design allows the coupling to act as a predictable fuse in the system.
- End pieces are made of a high-grade aluminum to reduce weight and inertia. The aluminium end pieces are anodised to increase wear resistance and strength. Available either with finished bore and keyway or to suit a taper brush.
- Temperatures range from -25°C to +100°C.

Advantages

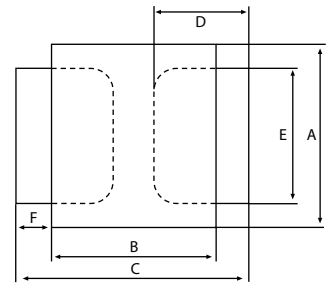
- High vibration damping - damping increases with load, which will prevent resonance.
- Low noise levels and quiet in operation
- Zero backlash and consequently, high positioning accuracy.
- Easy to install and to replace. Can be inspected without stopping the drive. Built-in safety measure: the driven machine will stop when the coupling fails.
- High tolerance of combinations of radial and angular misalignment.
- Durable.
- Low inertia.
- Compact design.
- Light weight.



EUROGRIP® FLEXIBLE COUPLINGS

Sleeve Dimensions

Coupling Size Code	Nominal Shaft (mm)	Sleeve OD (mm) [A]	Sleeve Length (mm) [B]	Sleeve Weight (g)	Coupling Total Length (mm) [C]
19	19	46	28	35	48
28	28	77	38	125	60
42	42	102	48	250	80
48	48	126	58	450	94
60	60	150	65	750	105



The principal dimensions of a EuroGrip® sleeve are the outside diameter, the sleeve length and the total coupling length. Gates EuroGrip® couplings are made in sizes 19,28,42,48 and 60.

End Piece Dimensions

Coupling Size Code	Back Fixed Taper Bush	Front Fixed Taper Bush	End Piece Length (mm) [D]	Shoulder Diameter (mm) [E]	Shoulder Thickness (mm) [F]	Over Tooth Diameter (mm)	Weight with MPB (g)
19 ⁽¹⁾	MPB ⁽²⁾	MPB ⁽²⁾	22	42	9	36	50
28	1108	1008	28	72	11	62	200
42	1615	1215	38	96	16	84	550
48	2017	1615	45	118	18	104	1000
60	2517	2017	50	136	20	120	1350

(1) Size 19 available with a bore and key only.
All other EuroGrip® couplings (sizes 28,42,48 and 60) available with a bore and key or to suit a taper bush. Size 28 with 1108 taper bush requires a shallow key.

(2) MPB = Minimum Plain Bore.

NOTE: End pieces are keyed according to ISO.
Bore is to tolerance H7 fit (ISO). End pieces are also available with unfinished bore.

EuroGrip Part Numbers

Coupling	Part	Part Number	Part	Part Number
19	Sleeve	9901-51901	14mm bore end piece	9902-01914
	19mm bore end piece	9902-01919		
	MPB end piece	9902-01900		
28	Sleeve	9901-52801	24mm bore end piece	9902-02824
	End Piece for taper bush - back fixed (1108)	9902-02801	28mm bore end piece	9902-02828
	End Piece for taper bush - front fixed (1008)	9902-02802	MPB end piece	9902-02800
42	Sleeve	9901-54201	38mm bore end piece	9902-04238
	End Piece for taper bush - back fixed (1615)	9902-04201	42mm bore end piece	9902-04242
	End Piece for taper bush - front fixed (1215)	9902-04202	MPB end piece	9902-04200
48	Sleeve	9901-54801	48mm bore end piece	9902-04848
	End Piece for taper bush - back fixed (2017)	9902-04801	MPB end piece	9902-04800
	End Piece for taper bush - front fixed (1615)	9902-04802		
60	Sleeve	9901-56001	55mm bore end piece	9902-06055
	End Piece for taper bush - back fixed (2517)	9902-06001	60mm bore end piece	9902-06060
	End Piece for taper bush - front fixed (2017)	9902-06002	MPB end piece	9902-06000

GATES MAINTENANCE TRAINING

Preventive Maintenance Training Course



Save time and money, while creating a safer environment for employees with the help of Gates. Gates Australia is committed to supplying the highest quality belt drive systems in the industry. Along with this commitment comes a dedication to the industry to deliver a state of the art Preventive Maintenance Training course.

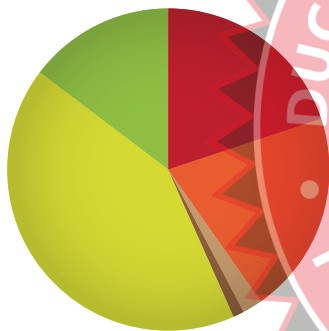
This course is suitable for all industries and accommodates all varying levels of knowledge for all individuals involved with fitting, purchasing, designing and selecting belt drives. This course guides all attendees to a proficient level, to be component to install, tension and laser align all V, joined and synchronous belts, the course stays interactive with a hands-on demonstration rig.

Aligning and tensioning drives correctly on site will provide customers thousands of dollars saving through reduced downtime and increased energy savings.

Increase Uptime with Proper Maintenance

An effective preventive maintenance program keeps your facility running safely and at optimum capacity.

Properly maintained belt drives can be your most cost-effective and reliable power transmission solution. Industrial belt drive performance is negatively impacted by many factors:



Improper Drive Maintenance 42%

Environmental Factors 15%

Improper Installation 20%

Poor Design 20%

Improper Handling 2%

Defective Components 1%

Eliminate any of these factors having an impact on your productivity!

Attend the Gates Preventive Maintenance Seminar.

Source: Gates Industrial Belt and Drive Preventive Maintenance Manual

Duration of course = 2hrs - 3 hrs.

Required support:

1 x room with table and chairs
(best number of attendees is 10-12)

1 x data projector with white wall
(please advise if one cannot be supplied)

1 x white board

Multiple sessions can be accommodated daily so as to train everyone on site.



The course covers the following:

- Belt identification
- Belt construction
- Features and benefits
- Belt drive problems
- Pulley and belt inspection
- Guard maintenance
- Shutdown procedures
- Pulley installation and alignment
- Belt tensioning techniques
- Re-tension periods
- Training on the use of tension and laser alignment tools
- Troubleshooting failure modes

Course Material

- Gates Preventive Maintenance Manual
- Gates Single Barrel Tension Tester
- Gates Belt and Pulley Gauges
- Gates Pen
- Gates Notepad
- Gates Tension Card
- Gates Belt Failure Wall Charts (Trainer)
- Certification Quiz Sheet
- Feedback Form



GATES MAINTENANCE KITS



The Gates Maintenance Kits were designed so you can complete all drive installation and maintenance with ease. There are multiple kits to choose from so you get the best tools to suit your requirements and budget. The hard cover carry case provides excellent protection for your tools and keeps them all together. Case can be locked with a padlock for security.



MAINTENANCE KIT 1 Item Code - GIBMAINT-1

Complete Maintenance Kit contains:

- 1 x Gates 507C Sonic Tension Meter
- 1 x Gates AT-1 Laser Alignment Tool
- 1 x Gates 15kg Single Barrel Tension Tester
- 1 x Gates 30kg Double Barrel Tension Tester
- 1 x Gates Belt and Pulley Gauges
- 5 x Gates Aluminium Tension Plates
- 10 x Gates Tension Stickers
- 1 x Gates Pocket Tension Guide and Notebook
- 1 x Hard Cover, Protective Carry Case



MAINTENANCE KIT 2 Item Code - GIBMAINT-2

Complete Maintenance Kit contains:

- 1 x Gates AT-1 Laser Alignment Tool
- 1 x Gates 15kg Single Barrel Tension Tester
- 1 x Gates 30kg Double Barrel Tension Tester
- 1 x Gates Belt and Pulley Gauges
- 5 x Gates Aluminium Tension Plates
- 10 x Gates Tension Stickers
- 1 x Gates Pocket Tension Guide and Notebook
- 1 x Hard Cover, Protective Carry Case



MAINTENANCE KIT 3 Item Code - GIBMAINT-3

Complete Maintenance Kit contains:

- 1 x Gates 507C Sonic Tension Meter
- 1 x Gates EZ Align Tool
- 1 x Gates 15kg Single Barrel Tension Tester
- 1 x Gates 30kg Double Barrel Tension Tester
- 1 x Gates Belt and Pulley Gauges
- 5 x Gates Aluminium Tension Plates
- 10 x Gates Tension Stickers
- 1 x Gates Pocket Tension Guide and Notebook
- 1 x Hard Cover, Protective Carry Case



MAINTENANCE KIT 4 Item Code - GIBMAINT-4

Complete Maintenance Kit contains:

- 1 x Gates EZ Align Tool
- 1 x Gates 15kg Single Barrel Tension Tester
- 1 x Gates 30kg Double Barrel Tension Tester
- 1 x Gates Belt and Pulley Gauges
- 5 x Gates Aluminium Tension Plates
- 10 x Gates Tension Stickers
- 1 x Gates Pocket Tension Guide and Notebook
- 1 x Hard Cover, Protective Carry Case

GATES 507C SONIC TENSION METER

High accuracy belt tensioning device



Item Code - 7420-0507

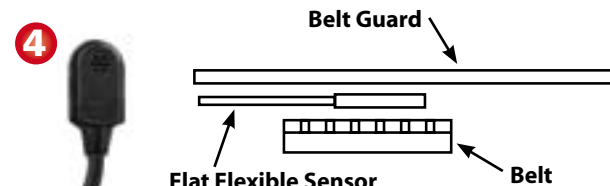
The 507c Sonic Tension Meter can easily be operated by one person for fast, accurate readings on all types of synchronous belt drive systems and V-belt drives. Use the standard cord sensor to reach inside cramped compartments where conventional measurements would be impossible.

This smaller, lighter and more user friendly version of the meter features:

- Output readings measurable in hertz, pounds, kilograms and newtons.
- Improved frequency range from 10-5000 hertz.
- Variable frequency range filters.
- Auto gain control automatically adjusts meter sensitivity.
- 20 memory registers for belt contents.
- LCD screen with back light.

Optional Sensors:

- 1. Standard Cord Sensor (7420-0206)**
Flexible for hard to reach places.
- 2. Flexible Sensor (7420-0204)**
Bend to required shape for convenient, one-hand operation.
- 3. Inductive Sensor (7420-0212)**
For high noise or windy environments.
- 4. Flat Flexible Sensor (7420-0205) - NEW**
For improved performance in narrow spaces, microphone points directly at belt.
More flexible and durable than 7420-0204.



EZ ALIGN LASER ALIGNMENT TOOL

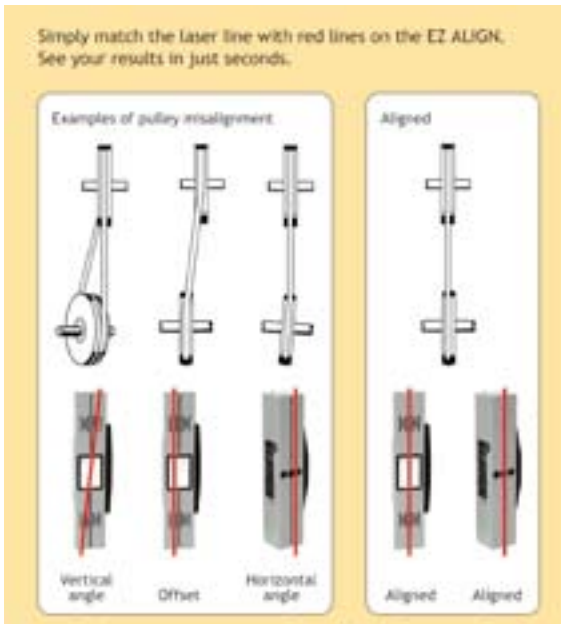
High accuracy belt drive aligning device



Item Code - 7420-1000

With the new Gates EZ Align™ precision laser alignment device you can align all of your industrial belt drives quickly and easily with just one tool. Gates EZ Align tool uses powerful laser line technology for maximum angular accuracy on belt drives up to six feet in length.

- Reduces vibration and belt noise.
- Prolongs belt and pulley life.
- FAST and EASY.
- Suitable for both V-belt and synchronous belt drives.
- Shows parallel and angular misalignment simultaneously.
- More accurate and efficient than any other tool or method.
- For both horizontally and vertically mounted drives.
- Alignment can be made by one operator.



Maintenance
Products & Services

MAINTENANCE PRODUCTS



GATES AT-1 LASER ALIGNMENT TOOL

Item Code - 7401-10010

Noise, wear on pulleys, belts and bearings, vibrations and ultimately machine downtime may all be caused by improper pulley alignment. This can be prevented by using Gates' laser alignment device, the LASER AT-1. Mounted in a few seconds, the laser line projected on the targets allows you to quickly ascertain and correct any misalignment. The LASER AT-1 identifies parallel as well as angular misalignment between the pulleys, and is suitable for pulley diameters of 60mm and larger.

It is so light it can be mounted on non-magnetic pulleys with double sided adhesive tape and used on both horizontally and vertically mounted machines.

- For both V-belt and synchronous belt drives.
- Shows parallel and angular misalignment between the pulleys.
- Much faster and more accurate than measuring with earlier, conventional methods.
- For both horizontally and vertically mounted drives.
- Alignment can be made by 1 operator.
- Also suitable for non-magnetic pulleys.



Replacement Targets
Item Code - LASERTARGET

GATES BELT AND PULLEY GAUGES

Item Code - 7401-0015

Gates colour coded belt and pulley gauges detect worn pulleys and identify belt cross sections. The pulley gauges fit standard industrial grooves, identifying excessive wear before it leads to premature belt failure. The belt gauges can also be used to identify belt cross sections when labels have been worn away. All grouped together on a sturdy chain, the gauges will be a valuable tool to any fitter.



GATES TENSION TESTERS

Item Codes -

Single Barrel - 15kg: 7401-0076

Double Barrel - 30kg: 7401-0075

Gates have available two tension testing tools for use in the servicing of belt drives. The single barrel (15kg) and the double barrel (30kg) tester can be used to accurately measure the tension of individual or joined belts upon installation or during maintenance.

Using the tension testers ensures that correct tension is maintained and is repeatable. This will yield not only a longer service life but a predictable one, enabling scheduled replacement rather than breakdown replacement.



GATES BELT MEASURER

Item Code - 7401-10001

Gates Belt Measurer can be mounted on your wall to easily find the inside length of a V-belt. It provides an accurate measure of all belt sizes between 600mm to 4100mm.

When used in conjunction with our Belt and Pulley Gauges belt identification is simple.




GATES TENSION PLATES

Item Codes -

V-Belt: 496-1999

Synch: 496-1998

No more guessing tensions or wondering what the correct belt should be. Gates can supply all your drive critical information on aluminium badge plates or stick-on labels that can be attached right onto the machine. With the badge or label specifying which belt to use and how many, incorrect belt installation is avoided.



BELT DRIVE DESIGN SOFTWARE



GATES DESIGN FLEX PRO SOFTWARE

Design Flex® Pro™

Design Flex® Pro™ is the newest upgrade to the previous versions of our Design Flex software.

Fast and Easy

Design a drive in minutes and get numerous drive solutions that fit your design parameters. Plus you can print, email and create a PDF of the design specifications.

Use Design Flex Pro if you want to:

- Quickly and correctly design 2-point drives.
- Get multiple design solutions.
- See both V-belt and synchronous options.
- Save time and money.
- Obtain correct tensioning data for new and existing belt drives.
- Check power capacity of new and existing belt drives.

Gates engineers and technical staff can provide complete drive evaluations and recommendations to standardise your total belt needs. A plant survey can be conducted, and an optimisation program implemented to reduce the total number of different belt and pulley lines. Because of the matching ability of the Gates products, this will enable a reduction on your onsite inventory. The optimisation would also eliminate any under or over designed drives whilst providing full tensioning details for each drive.

Design Flex Pro™



Download FREE from
www.gates.com/designflex

GATES DESIGN IQ SOFTWARE

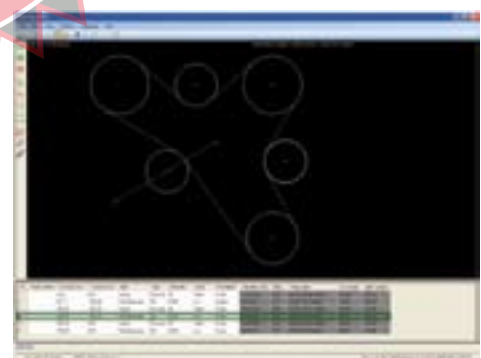
Design IQ™

Our Design IQ program provides a blank canvas for designing multi-point and complex serpentine drives.

You can enter the drive details in minutes then quickly and easily tweak the design to meet your requirements. Once the design is finalised you can create a PDF of the design specifications to email or print.

Design IQ can design drives for the majority of our belt lines including single and double-sided V-belt and synchronous belts.

Design IQ™



Download FREE from
www.gates.com/designiq



GATES VALUE POINT: DESIGN IQ™

When used together Design Flex Pro and Design IQ provide even quicker results.

Example. If replacing a fixed centre distance roller chain drive with Poly Chain GT Carbon use Design Flex Pro to find the sizing and speeds that meets your needs. Then enter these details into Design IQ to add an idler to the system and check for a belt length.

TECHNICAL INFORMATION & TIPS



V-BELT LENGTHS & SELECTION

It is not always possible to measure the length noted in the part number of a belt in the field. When selecting and finding equivalent belts in the field the easiest way to do this is by measuring the inside or outside length. You can then use the following as a guide to locate the closest belt size.

Classical Section Belts

The part description of a classical section belt includes the inside length, eg A30 refers to 30 inches inside length. The following table shows the difference in inches between the inside and outside length of a classical section belt. Measure the outside length of a classical belt and subtract the below measurement to find the inside length. Eg. An A section belt that measures 32 inches outside length is an A30.

Belt Section	Z	A	B	C	D	E
Difference between the inside & outside length	1" (25.4mm)	2" (50.8mm)	3" (76.2mm)	4" (101.6mm)	5" (127mm)	6" (152.4mm)

Narrow Section Belts

Measure the outside length of the belt (mm) and find the closest belt size using the effective or datum length (mm) found in the size lists for the appropriate belt section.

SPZ and 3V are equivalent in cross-section so look in both size listings to find the closest match.

SPB and 5V are equivalent in cross-section so look in both size listings to find the closest match.

NOTE: To find equivalent narrow or classical belt, choose a belt with the same datum length.

Eg. A B130 Hi-Power II belt is the same length as an SPB3350 Super HC belt because they both have a datum length of 3350mm.

MATCHING SYSTEMS

Uniset & V80

Uniset and V80 are Gates matching systems for V-belts. Belts that are part of these systems are made so that no matching of belts is required. The Uniset system meets or exceeds the ISO 4184 standard and the V80 system meets or exceeds the RMA standards, IP-20 for Classical Section & IP-22 for Narrow Section. All belts that are part of this system once tensioned and run-in will even out to the same length.

Predator Matching System

Predator belts have a matching system which must be used on multiple belt drives. This applies to both Single and Powerband versions of Predator belts. Predator belts are marked with a match/group number between 46 to 54 and each belt on a drive must have the same match/group number. Each matching number refers to a length tolerance range. The limited stretch characteristic of the Predator belts make it necessary to match them in this way. If matched belts are not used then it will severely impact performance and life.




TECHNICAL INFORMATION & TIPS



MINIMUM RECOMMENDED PULLEY/SPROCKET DIAMETERS

Power Transmission belt minimum recommended pulley/sprocket diameters are shown below. If sizes smaller than these are used belt life will be severely reduced.

SYNCHRONOUS IDLER SIZE RECOMMENDATIONS			
BELT SECTION	Minimum O.D. of Sprockets/Idlers		
	Teeth	INSIDE	FLAT BACKSIDE
		(mm)	(mm)
POLY CHAIN GT CARBON			
5MGT	18	28.65	40
8MGT	22	56.02	80
14MGT	28	124.78	170
POWERGRIP GT3			
2MGT	10	7.64	13
3MGT	16	11.46	25
5MGT	18	22.28	45
8MGT	22	56.02	80
14MGT	28	124.78	170
POWERGRIP HTD			
3M	12	11.46	20
5M	14	22.28	33
8M	22	56.02	80
14M	28	124.78	170
20M	34	216.45	286
POWERGRIP TIMING			
MXL	12	7.76	13
XL	12	19.40	27
L	12	36.38	52
H	14	56.60	80
XH	18	127.34	170
XXH	18	163.72	247
SYNCHROPOWER			
T5	10	15.92	30
T10	16	50.93	80
AT5	12	19.10	60
AT10	18	57.30	120



TECHNICAL INFORMATION & TIPS




MINIMUM RECOMMENDED PULLEY/SPROCKET DIAMETERS

Power Transmission belt minimum recommended pulley/sprocket diameters are shown below. If sizes smaller than these are used belt life will be severely reduced.

V-BELT IDLER SIZE RECOMMENDATIONS			V-BELT IDLER SIZE RECOMMENDATIONS		
BELT SECTION	Min. O.D. of Pulleys/Idlers		BELT SECTION	Min. O.D. of Pulleys/Idlers	
	INSIDE (mm)	FLAT BACKSIDE (mm)		INSIDE (mm)	FLAT BACKSIDE (mm)
HI-POWER II			TRUFLEX & POWERATED		
Z	60	90	2L (0)	21	27
A	85	110	3L (1 & 67)	38	50
B	112	160	4L (2 & 68)	64	83
C	160	220	5L (3 & 69)	89	116
D	300	350			
E	500	600			
TRI-POWER			MICRO-V		
AX	60	110	J (PJ)	20	32
BX	80	160	L (PL)	75	115
CX	150	220	M (PM)	180	270
HI-POWER DUBL-V			POLYFLEX & POLYFLEX JB		
AA	85	---	3M-JB	17	47
BB	112	---	5M-JB	26	75
CC	229	---	7M-JB	42	130
			11M-JB	67	170
SUPER HC			ROUND ENDLESS		
SPZ/ 3V	71	120	Short Life or Intermittent Use - 8 x Belt diameter		
SPA	100	160	Long Life or Continuous Use - 16 x Belt diameter		
SPB/ 5V	160	250			
SPC	250	350			
8V	315	450			
QUAD-POWER					
XPZ/ 3VX	56	85			
XPA	80	120			
XPB/ 5VX	112	168			
XPC	180	270			
PREDATOR					
AP	85	110			
BP	112	160			
CP	160	220			
SPBP/ 5VP	160	250			
SPCP	250	400			
3VP	71	120			
8VP	315	450			

TECHNICAL INFORMATION & TIPS



BELT OPERATING TEMPERATURES

The following table lists the operating temperature ranges for different belt types.

BELT TYPE	TEMPERATURE RANGE
Hi-Power II & Truflex	-35°C up to +60°C
Predator, Super HC, Micro-V & PoweRated	-35°C up to +80°C
Quad-Power III & Tri-Power	-40°C up to +110°C
Rubber Synchronous belts	-35°C up to +100°C
Polyurethane V-Belts	-54°C up to +85°C
Poly Chain GT Carbon	-54°C up to +85°C
Polyurethane Synchronous Belts	-30°C up to +80°C

When belts are used in temperatures outside of this range the belt life is severely reduced. For operating temperatures outside of these ranges please contact Gates Customer Service for recommendations. Ph: (03) 9797 9688

PULLEY SPECIFICATIONS

V-Belt pulley groove specifications are available in the Preventive Maintenance Manual. This covers the groove spacing and angles for ranges of diameters. Note that belts of equivalent cross sections, eg. SPZ and 3V, may have a different pulley groove spacing (pitch) for Powerband versions which are not interchangeable. To monitor pulley wear use the gauges shown in the tools section of this catalogue.

BELT TENSION

All V-belt and synchronous belt drives need to be tensioned to the Gates specifications. Operating outside these specifications will severely impact belt life, performance and efficiency. With the drive information it is possible to calculate the tension requirements using the Gates design software or Gates design manuals. General tensioning specifications for properly designed V-Belt drives can be found in the Gates Preventive Maintenance Manual or in the Tension Pocket Guide. To apply the correct tension specifications use the tensioning tools mentioned in the tools section.

CONSIDERATIONS FOR OPERATING ENVIRONMENTS


For applications/environments that exhibit slippage, debris and contamination, Gates recommends the use of a wrapped construction V-Belt such as Hi-Power II, Super HC or Predator. Examples: Timber saws, crushers and vacuum pumps.

Notched and Raw-edged V-belts (Tri-Power and Quad-Power III) have no protection to those environments or conditions. As such these belts are suitable to well guarded and clean environments that exhibit minimal slippage. Examples: Air Compressors, fans, heating and ventilation equipment.

Drives in environments with high moisture, chemical or oil contamination can severely impact belt performance. Using glass fibre corded belts such as PowerGrip belts should be avoided as it can degrade the tensile cords. Kevlar or Carbon corded belts are more suited to these environments. Many chemicals will react and degrade the rubber used in V-belt and synchronous belts. Belt materials should be selected with considerations to the chemicals involved. Belts made of Polyurethane (Poly Chain GT Carbon, Polyflex and Synchronpower) provide greater compatibility in these environments. Pulley/ sprocket material may also need to be taken into consideration. Consult Gates in regard to which products best suit your application.

DRIVE DESIGN REQUEST FORM

INDUSTRIAL POWER TRANSMISSION



When requesting or designing a belt drive, use this form to collect the relevant details.

NOTE: It is always helpful to complete a drive design for existing drives especially if it is experiencing short belt life or other issues. You can easily see whether it is under rated or under-tensioned for the application.

BLUE details are required to complete a drive design.

Date: _____ Reference: _____

Customer: _____ Ph: _____

Company: _____ Fax: _____

Email: _____ Mob: _____

APPLICATION	
Name or Description	
Hours of use per day	

EXISTING DRIVE DETAILS	
Belt/Chain Description	
Driver Pulley Size	DriveN Pulley Size

CENTRE DISTANCE		
Minimum (mm)	Nominal (mm)	Maximum (mm)

Is the CD adjustable? _____ if no, is an idler acceptable? _____

INPUT (Driver)		
Power (kW)	DR Speed (rpm)	DR Shaft Size
Gearbox Ratio	GB Output Speed (rpm)	

OUTPUT (DriveN)	
Speed Ratio or DN Speed (rpm)	DN Shaft Size

ADDITIONAL INFORMATION

DRIVE RESTRICTIONS:

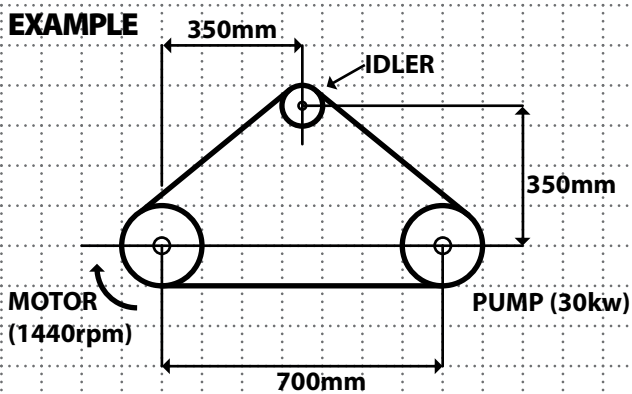

DriveR Max OD		DriveN Max OD	
DriveR Max Width		DriveN Max Width	

AMBIENT CONDITIONS:

Temperature		Moisture	
Abrasives		Oil/Chemicals	
Weather		Other	
Description			



DRIVE LAYOUT





**INDUSTRIAL
POWER TRANSMISSION**
SOUTH PACIFIC CATALOGUE

