



website: duc Thanh dat.com.vn

Sampla

CONVEYOR BELTS



SAMPLA

Your belting partner. Since 1962.

The Company	4
Belts Characteristics & Applications	5
Standard Embossing Profiles	8
Explanation of Product Codes	10
Technical Specifications	12
Recommended Uses	22
Chemical Resistance Table	26



THE COMPANY

Introducing Sampla

Sampla has been manufacturing lightweight conveyor belts and accessories for over 50 years thanks to our founders' vision and employees' fortitude.

From our first PVC and TPU belts produced in Italy, today our strategically located manufacturing facilities are also pioneering with different synthetic compounds and an ample selection of kevlar, cotton and polyester reinforced belting.

Today our belts can be found in a plethora of applications in industries across the globe.

Our promise – quality products, fast delivery time and passion!

From our home base in Italy to all of our branches around the world, we will remain passionate and engaged about continuous improvement and customer service to remain your belting partner of choice.



Sampla in the world

In the EMEA region, our belts are sold through an extensive international network of trusted and high-quality distributors which we are proud to partner with and support with superior products and fast delivery times. Upon request, we can also offer fabrication services.

In the vast Americas region, we go to market through a reliable network of partner distributors. We can also offer added-value fabrication services such as slitting, vulcanization and many other customized options such as v-guides, corrugated sidewalls, cleats and metal and plastic lacing.

Our Values

Our employees and customers are at the forefront of everything we do. Research & development, quality, an extensive product line, agile production, and customer service are the backbones of Sampla. These values coupled with listening to customer input drive our business and permit us to offer the best products and services possible.



BELTS CHARACTERISTICS & APPLICATIONS



PUCON (TPU belts)

P SERIES "Polyurethane"

85, 88 or 92 Shore A polyurethane belts. This series features excellent resistance to vegetable, animal, and mineral fats and oils, as well as many other chemical products and have high resistance to abrasion. Especially suitable for application in food industry P series belts are food contact approved following FDA/USDA and European regulations. Depending on application requirements, belts are available antistatic and not-antistatic with rigid and/or flexible weft. The PX belts are developed to provide an excellent resistance to hydrolysis, microbial attack and low temperature.

FABCON (Fabric belts-bxb)

B SERIES "Bare"

Polyester fabric conveyor belts with PU impregnated fabrics having low coefficient of friction. Highly resistant to abrasion. Suitable for single load conveying, cutting benches, textile industry applications, conveyors with lateral push, and roll-up doors. Also recommended for use in presence of grease, oily or fatty substances and non-aggressive chemical agents.

R SERIES "Raw"

Raw fabric (bare by bare) belts with fabric surfaces made of polyester, cotton, or a special cotton/polyester blend designed to cleanly release dough in bakery applications.

Available with a rigid or flexible weft with PU or PVC interply, these belts are mainly used to convey fresh dough, baked goods and bread, both before and after the oven. These belts are also suitable for use on packaging machines with or without product accumulation.

PVCEXCON (PVC- oil and fat resistant)

E SERIES "Elevator"

White 75 Shore A food and ATEX approved PVC belts. Belts are antistatic and flame retardant per DIN & ISO norms and are suitable for use in most environments with risk of explosion. Suitable for all phases of sugar processing and as a bucket elevator in flour mills, citrus processing and preservatives industry.



BELTS CHARACTERISTICS & APPLICATIONS

PVCEXCON (PVC- oil and fat resistant)

F SERIES "Food"

Food grade PVC belts. Good resistance to animal fats, vegetables and mineral oils. These belts are suitable for conveying food as per FDA and European regulations.

Type F10/AB has an antibacterial cover and supports HACCP requirements. Double cover belts are used in agriculture as well as food processing industries.

Types with flexible weft such as F21 are suitable for power turn or curve conveyors. Type F21/K is embossed with an original pattern studied specifically for inclined conveying of bulk products. Type F61/10.5 is also used as an elevator belt for fat and oily products where there is no risk of explosion.



PVCCON (PVC- limited oil resistant)

D SERIES "Duro=hard"


90° Shore A top cover. Matt surface PVC. High resistance to abrasion of the carrying surface. Conveyors for product accumulation and transverse deflectors, magnetic elevators for cans, wood shaving equipment, cutting machines and automatic die cutting machines.

G SERIES "Grinding"

55 Shore A cover hardness. Belts with special impression surfaces for use on wood polishing, gauging and sanding machines, and gypsum board manufacturing.

L SERIES "Low hardness"

Soft, 46 to 55 Shore A PVC cover hardness belts. Belts in this range have a very elastic and soft cover with a very high coefficient of friction. The large variety of patterns ensures the availability of the right belt for any application where a high grip is required. "H" saw-tooth structure is used on steep conveyors. Type L91/V is specific for marble and ceramic polishing machines whenever a high coefficient of friction is required.



MG SERIES "Marble & Granite"

55 Shore A cover hardness PVC belts specifically designed for marble, granite and ceramic polishing and gauging machines. Bottom side fabric has a PU impregnation for a low coefficient of friction. These belts usually feature a 4 ply carcass with very low elongation and high resistance to cutting and abrasion.

"Y" and "H2" surface patterns allow for easy draining of water and no movement of the marble slab or ceramic product conveyed during polishing. Besides, H3 pattern with "cross teeth" surface structure has been newly added to the standard range with distinguishing features such as perfect gripping surface for polishing machines and avoiding possible arcs during calibration and polishing processes.



BELTS CHARACTERISTICS & APPLICATIONS



PVCCON (PVC- limited oil resistant)

N SERIES "Nero/Black"

PVC belts with different cover hardness depending on various possible uses. All types are flame retardant as per DIN – ISO AFNOR norms.

These belts are used in airport, postal and logistic installations, where low-noise, flame retardant and antistatic properties are requested for safety reasons.

U SERIES "Universal"

74 Shore A hardness PVC belts with good resistance to abrasion and cutting. Suitable for conveying in presence of mineral oils, hydrocarbons, and detergents. Standard belts for general conveying purposes. Big variety of characteristics combinations and top cover structures to meet all possible conveying requirements. Types U61/V, U91/V and U121/4F are used for stone and ceramics processing machines and have specially designed top cover structures for those applications.



T SERIES "Treadmill"

Conveyor belts designed for treadmill applications, available with four different patterns and one or two plies versions.

POLYCON (Polyolefin belts)

V SERIES

92 Shore A cover hardness. Belts with transparent polyolefin cover and polyester fabrics. Conveyor belts specially designed for tobacco processing plants and approved for use by the major tobacco manufacturers.

SILICON (Silicone)

H SERIES

Conveyor belts with clear silicone cover on a polyester carcass. Silicone is non-toxic and non-adhesive. Used on automatic packaging machines, wrapping machines or any other types of use where non-adhesive conveyor belts are necessary. Silicone also has very good release properties making it ideal in "sticky" applications.




FELTCON (Felt belts)

SAM SERIES


SAM belts are made with polyester felt covers impregnated with a special rubber blend. Excellent resistance to abrasion and to temperatures up to 120° C when metal laced. Good resistance to oils, fats and many chemical agents. Conveyor belts are mainly used in the car panel stamping industry as well as in postal, airport and logistics installations. Antistatic versions of the SAM belts are used in electronic, optical, and computer industry.

STANDARD EMBOSSED PROFILES


A STRUCTURE
Matt Finish



B STRUCTURE
Mini Rough Top



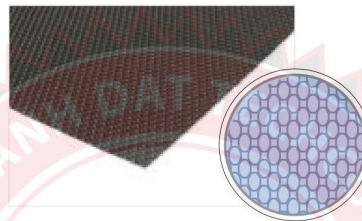
BW STRUCTURE
Basket Weave



C STRUCTURE
Coin/Button Top




E STRUCTURE
Inverted Oval




F STRUCTURE
Snake Skin



H STRUCTURE
Staggered Saw Tooth 1




H2 STRUCTURE
Staggered Saw Tooth 2



K STRUCTURE
Horse Shoe





L STRUCTURE
Sand Blast/Rough



LG STRUCTURE
Longitudinal Groove




M STRUCTURE
Rough Top




STANDARD EMBOSSED PROFILES

N STRUCTURE
Light Fabric



P STRUCTURE
Low Supergrip



R STRUCTURE
Rhombus/Waffle Top




RV STRUCTURE
Low Nipple Top



T STRUCTURE
Saw Tooth



V STRUCTURE
Nipple Top



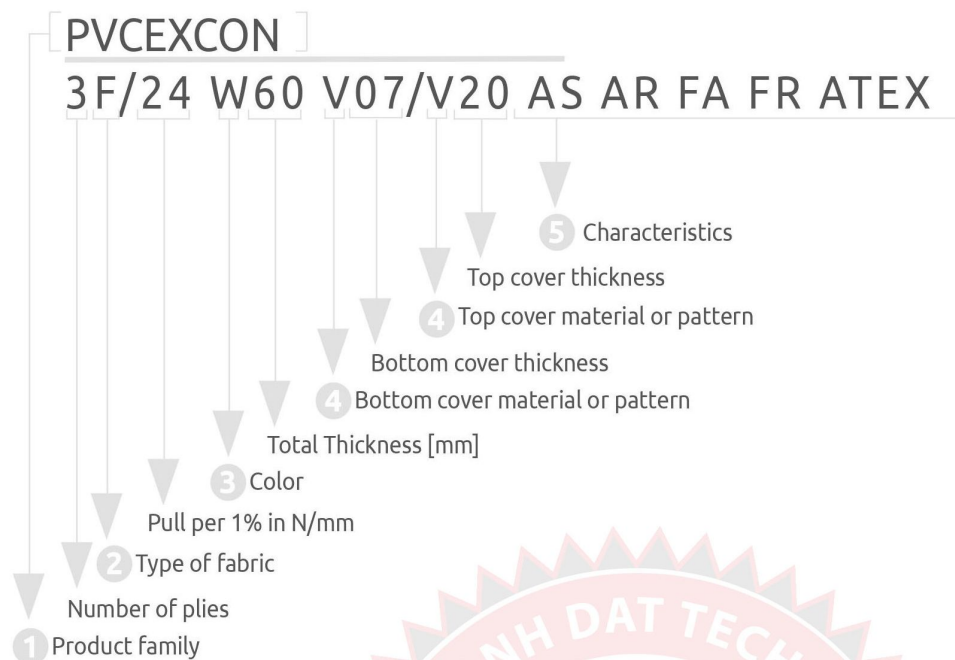
Y STRUCTURE
Y Structure



Z STRUCTURE
Negative Pyramid



EXPLANATION OF PRODUCT CODES



1 Product family

PVCCON	PVC, LIMITED OIL RESISTANT
PVCEXCON	PVC, OIL AND FAT RESISTANT
FABCON	FABRIC
PUCON	THERMOPLASTIC POLYURETHANE
PESCON	THERMOPLASTIC COPOLYESTER
POLYCON	POLYOLEFINE
FELTCON	FELT
SILCON	SILICONE

2 Type of fabric

LR	LIGHT RIGID
R	RIGID
RR	EXTRA RIGID
F	FLEXIBLE
C	100% COTTON
RC	POLYESTER - COTTON RIGID
FC	POLYESTER - COTTON FLEXIBLE
RX	WHISPER - RIGID
FX	WHISPER - FLEXIBLE
RH	RIGID - HIGH POWER
FH	FLEXIBLE - HIGH POWER
K	FELT

3 Color

W	White	PG	Petrol Green	B	Black
LB	Light Blue	DG	Dark Green	GN	Green
DB	Dark Blue	GR	Grey	TR	Transparent
AG	Apple Green	AN	Anthracite		

The colors printed in this catalogue may not exactly represent the colors of our products. Please request a sample to verify the belt's color.

4 Top cover material or pattern

Bottom cover material or pattern

A	MATT FINISH	P	LOW SUPERGRIP	00	BARE
B	MINI ROUGH TOP	R	RHOMBUS/WAFFLE TOP	U0	TPU IMPREGNATED
BW	BASKET WEAVE	RV	LOW NIPPLE TOP	V0	PVC IMPREGNATED
C	COIN/BUTTON TOP	T	SAW TOOTH	E0	POLYESTER IMPREGNATED
E	INVERTED OVAL	V	NIPPLE TOP	Y0	POLYOLEFINE IMPREGNATED
F	SNAKE SKIN	Y	STRUCTURE	R0	RUBBER IMPREGNATED
H	STAGGERED SAW TOOTH 1	Z	NEGATIVE PYRAMID	S0	SILICONE IMPREGNATED
H2	STAGGERED SAW TOOTH 2			V...	PVC COATED
K	HORSE SHOE			U...	PU COATED
L	SAND BLAST/ROUGH			E...	POLYESTER COATED
LG	LONGITUDINAL GROOVE			Y...	POLYOLEFINE COATED
M	ROUGH TOP			S...	SILICONE COATED
N	LIGHT FABRIC				

5 Characteristics

AS	ANTISTATIC
AR	ABRASION RESISTANT
CR	CUT RESISTANT
FA	FOOD APPROVED
AB	ANTIBACTERIAL
FR	FLAME RETARDANT
TR	TEAR RESISTANT
ATEX	ATEX APPROVED
PR	PYROLYSIS COMPLIANCE
HR	HYDROLYSIS RESISTANT

EXPLANATION OF PRODUCT CODES

BELTS WITH NO COVERS OR COVERED ONE SIDE

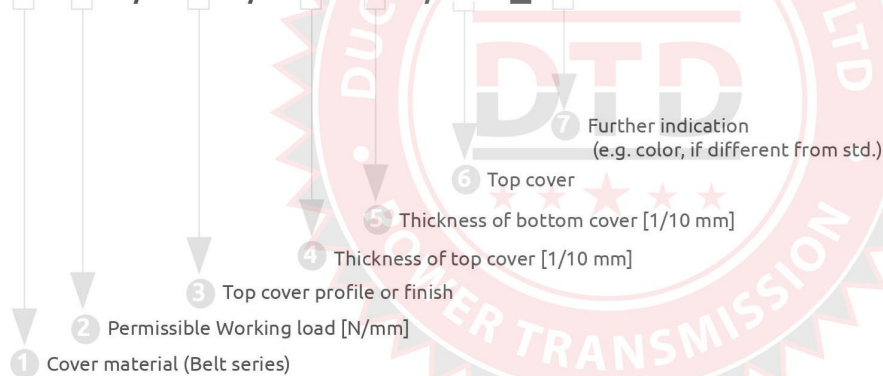
F 20 / T BL



- 1 1st letter – Indicates the belt series – in the example F series (Food grade PVC)
- 2 2nd - Number :
 1 - Maximum permissible working load in daN/cm or N/mm.
 2 - Originally, the final number ZERO indicates RIGID weft. The ODD number indicates FLEXIBLE one. Newer part numbers may not follow this rule. In the example - Rigid
- 3 3rd Letter: if any, indicates the top cover profile or finish. In the example – T (Sawtooth)
- 4 4th Letter: if any, indicates the color if it is different from the standard color of the series. In the example Blue.

BELTS WITH DOUBLE COVER

U 21 / LG / 07.05 / Z _AG



- 1 1st Letter – Indicates the belt series.
 In the example U series (Universal conveying PVC)
- 2 2nd Number :
 Originally, the final number ZERO indicates RIGID weft. The ODD number indicates FLEXIBLE one.
 Newer part numbers may not follow this rule.
 In the example - Flexible
- 3 3rd Letter: if any, indicates the top cover profile or finish.
 In the example – LG (Longitudinal Groove)
- 4 4th Number: indicates the thickness of the top cover in 1/10mm. In the example: 0.7mm
- 5 5th Number: indicates the thickness of the bottom cover in 1/10mm. In the example 0.5mm
- 6 6th Letter: indicates the bottom cover profile or finish.
 In the example – Z (Negative pyramid)
- 7 7th Letter: if any, indicates the color if it is different from the standard color of the series. In the example above the color is Apple Green

TECHNICAL SPECIFICATIONS



1 Product family

PVCCON	PVC, LIMITED OIL RESISTANT
PVCEXCON	PVC, OIL AND FAT RESISTANT
FABCON	FABRIC
PUCON	THERMOPLASTIC POLYURETHANE
PESCON	THERMOPLASTIC COPOLYESTER
POLYCON	POLYOLEFINE
FELTCON	FELT
SILCON	SILICONE

2 Type of fabric

LR	LIGHT RIGID
R	RIGID
RR	EXTRA RIGID
F	FLEXIBLE
C	100% COTTON
RC	POLYESTER - COTTON RIGID
FC	POLYESTER - COTTON FLEXIBLE
RX	WHISPER - RIGID
FX	WHISPER - FLEXIBLE
RH	RIGID - HIGH POWER
FH	FLEXIBLE - HIGH POWER
K	FELT

3 Color

W		PG		B	
White		Petrol Green		Black	
LB		DG		GN	
Light Blue		Dark Green		Green	
DB		GR		TR	
Dark Blue		Grey		Transparent	
AG		AN			
Apple Green		Anthracite			

BELT SERIE	SAMPLA REF	ARTICLE NO	DESCRIPTION	MATERIAL	PLIES	TYPE OF FABRIC	HARDNESS (SHA)
P6		KD1WH0803	PUCON 1LR/5 W08 U0/U03 AS FA	TPU	1	LR	88
P6/A BF non-AS		KD1WH0805	PUCON 1F/3 W08 U0/U03A FA	TPU	1	F	88
P6 BF non-AS		KD1WH0804	PUCON 1F/3 W08 U0/U03 FA	TPU	1	F	88
P6/A		KD1WH0802	PUCON 1LR/5 W08 U0/U03A AS FA	TPU	1	LR	88
P6/A non-AS		KD1WH0801	PUCON 1LR/5 W08 U0/U03A FA	TPU	1	LR	88
P6/A/BL		KD1LB0802	PUCON 1LR/5 LB08 U0/U03A AS FA	TPU	1	LR	88
P6/A/DB PX		KD1DB0801	PUCON 1LR/5 DB08 U0/U03A AS FA HR	TPU	1	LR	86
PV6/A		KD1DG0801	PUCON 1LR/5 DG08 U0/U03A AS FA	TPU	1	LR	92
P11/A		KD1WH1102	PUCON 1LR/4 W11 U0/U05A AS AR FA	TPU	1	LR	88
P11/A non-AS		KD1WH1101	PUCON 1LR/4 W11 U0/U05A AR FA	TPU	1	LR	88
P7/A		KD1WH1301	PUCON 1RR/7 W13 U0/U05A AS FA	TPU	1	RR	88
P7/Z		KD1WH1501	PUCON 1RR/7 W15 U0/Z AS FA	TPU	1	RR	88
P8		KD2WH1302	PUCON 2LR/8 W13 U0/U03 AS FA	TPU	2	LR	92
P8/A		KD2WH1303	PUCON 2LR/8 W13 U0/U03A AS FA	TPU	2	LR	92
P8/A BF		KD2WH1401	PUCON 2F/6 W14 U0/U03A FA	TPU	2	F	88
P8/A/BL		KD2LB1301	PUCON 2LR/8 LB13 U0/U03A AS FA	TPU	2	LR	92
P8/Z/BL		KD2LB1601	PUCON 2LR/8 LB16 U0/Z AS FA	TPU	2	LR	92
PV8/A		KD2DG1301	PUCON 2LR/8 DG13 U0/U03A AS FA	TPU	2	LR	92
P9/A		KD2WH1301	PUCON 2LR/6 W13 U0/U03A AS FA	TPU	2	LR	92
P9/A PX		KD2WH1304	PUCON 2LR/6 W13 U0/U03A AS FA HR	TPU	2	LR	86
P9/Z		KD2WH1602	PUCON 2LR/6 W16 U0/Z AS FA	TPU	2	LR	92
P9/A/BL		KD2LB1302	PUCON 2LR/6 LB13 U0/U03A AS FA	TPU	2	LR	92
P9/A/DB PX		KD2DB1301	PUCON 2LR/6 DB13 U0/U03A AS FA HR	TPU	2	LR	86
P9/Z/BL		KD2LB1604	PUCON 2LR/6 LB16 U0/Z AS FA	TPU	2	LR	92
P10/A		KD2WH1601	PUCON 2LR/8 W16 U0/U04A AS FA	TPU	2	LR	92
P10/A/BL		KD2LB1602	PUCON 2LR/8 LB16 U0/U04A AS FA	TPU	2	LR	92
P20/A		KD2WH2401	PUCON 2R/13 W24 U0/U06A AS AR FA	TPU	2	R	92
P20/A/BL		KD2LB2401	PUCON 2R/13 LB24 U0/U06A AS AR FA	TPU	2	R	92
PV10/A		KD2DG1601	PUCON 2LR/8 DG16 U0/U04A AS FA	TPU	2	LR	92
P19/B		KD2WH2402	PUCON 2R/8 W24 U0/B AR FA	TPU	2	R	88
P20/B		KD2WH2801	PUCON 2R/13 W28 U0/B AS FA AR	TPU	2	R	92
P21/A/TR		KD2TR1901	PUCON 2LR/8 TR19 U0/U05A AS AR FA	TPU	2	LR	92
P22/A/TR		KD2TR2301	PUCON 2LR/8 TR23 U0/U09A AS AR FA	TPU	2	LR	92
P24/TR		KD2TR4001	PUCON 2R/15 TR40 U0/U18A AS AR FA	TPU	2	RR	92
P24/A/DG		KD2DG4001	PUCON 2R-RX/14 DG40 U0/U20A AS AR FA	TPU	2	RX	88
PN20/A		KD2BL2301	PUCON 2R/13 B23 00/U05A AR	TPU	2	R	92
PN30/A		KD3BL2501	PUCON 3R/50 B25 00/U04A AR	TPU	3	RH	92
P350/A/NR		KD3BL2502	PUCON 3RH/50 B25 U0/U04A AR	TPU	3	RH	92

P

TECHNICAL SPECIFICATIONS

4 Top cover material or pattern Bottom cover material or pattern


00 BARE	A MATT FINISH
U0 TPU IMPREGNATED	B MINI ROUGH TOP
V0 PVC IMPREGNATED	BW BASKET WEAVE
E0 POLYESTER IMPREGNATED	C COIN/BUTTON TOP
Y0 POLYOLEFINE IMPREGNATED	E INVERTED OVAL
R0 RUBBER IMPREGNATED	F SNAKE SKIN
S0 SILICONE IMPREGNATED	H STAGGERED SAW TOOTH 1
V.... PVC COATED	H2 STAGGERED SAW TOOTH 2
U.... PU COATED	K HORSE SHOE
E.... POLYESTER COATED	L SAND BLAST/ROUGH
Y.... POLYOLEFINE COATED	LG LONGITUDINAL GROOVE
S.... SILICONE COATED	M ROUGH TOP
	N LIGHT FABRIC

5 Characteristics

P LOW SUPERGRIP	AS ANTISTATIC
R RHOMBUS/WAFFLE TOP	AR ABRASION RESISTANT
RV LOW NIPPLE TOP	CR CUT RESISTANT
T SAW TOOTH	FA FOOD APPROVED
V NIPPLE TOP	AB ANTIBACTERIAL
Y Y STRUCTURE	FR FLAME RETARDANT
Z NEGATIVE PYRAMID	TR TEAR RESISTANT
	ATEX ATEX APPROVED
	PR PYROLYSIS COMPLIANCE
	HR HYDROLYSIS RESISTANT

TOTAL THICKNESS		WEIGHT		WORKING TEMPERATURE		Pull per %1		MIN PULLEY DIAMETER NORM FLEXING		MIN PULLEY DIAMETER BACK FLEXING		PRODUCTION WIDTH	
mm	in	kg/m ²	lbs/ft ²	C°	F°	N/mm	Lbf/in	mm	in	mm	in	mm	in
0,80	0.03	0,80	0.16	-25 / +90	-13 / +194	5	29	4	0.16	8	0.31	3000	118.11
0,80	0.03	0,80	0.16	-25 / +90	-13 / +194	3	17	6	0.24	10	0.39	3000	118.11
0,80	0.03	0,80	0.16	-25 / +90	-13 / +194	3	17	6	0.24	10	0.39	3000	118.11
0,80	0.03	0,80	0.16	-25 / +90	-13 / +194	5	29	4	0.16	8	0.31	3000	118.11
0,80	0.03	0,80	0.16	-25 / +90	-13 / +194	5	29	4	0.16	8	0.31	3000	118.11
0,80	0.03	0,80	0.16	-25 / +90	-13 / +194	5	29	4	0.16	8	0.31	3000	118.11
0,80	0.03	0,80	0.16	-30 / +90	-13 / +194	5	29	4	0.16	8	0.31	3000	118.11
0,80	0.03	0,80	0.16	-25 / +90	-13 / +194	5	29	4	0.16	8	0.31	3000	118.11
1,1	0.04	1,3	0.27	-25 / +90	-13 / +194	4	23	4	0.16	8	0.31	3000	118.11
1,1	0.04	1,3	0.27	-25 / +90	-13 / +194	4	23	4	0.16	8	0.31	3000	118.11
1,3	0.05	1,3	0.27	-25 / +90	-13 / +194	7	40	10	0.39	30	1.18	3200	125.98
1,5	0.06	1,3	0.27	-25 / +90	-13 / +194	7	40	10	0.39	30	1.18	3000	118.11
1,3	0.05	1,4	0.29	-25 / +90	-13 / +194	8	46	20	0.79	30	1.18	3000	118.11
1,3	0.05	1,4	0.29	-25 / +90	-13 / +194	8	46	20	0.79	30	1.18	3000	118.11
1,4	0.05	1,6	0.33	-25 / +90	-13 / +194	6	34	30	1.18	50	1.97	3000	118.11
1,3	0.05	1,4	0.29	-25 / +90	-13 / +194	8	46	20	0.79	30	1.18	3000	118.11
1,6	0.06	1,5	0.31	-25 / +90	-13 / +194	8	46	20	0.79	30	1.18	3000	118.11
1,3	0.05	1,4	0.29	-25 / +90	-13 / +194	8	46	20	0.79	30	1.18	3000	118.11
1,3	0.05	1,4	0.29	-25 / +90	-13 / +194	6	34	6	0.24	8	0.31	3200	125.98
1,3	0.05	1,4	0.29	-30 / +90	-22 / +194	6	34	6	0.24	8	0.31	3200	125.98
1,6	0.06	1,5	0.31	-25 / +90	-13 / +194	6	34	6	0.24	8	0.31	3000	118.11
1,3	0.05	1,4	0.29	-25 / +90	-13 / +194	6	34	6	0.24	8	0.31	3200	125.98
1,3	0.05	1,4	0.29	-30 / +90	-22 / +194	6	34	6	0.24	8	0.31	3200	125.98
1,6	0.06	1,5	0.31	-25 / +90	-13 / +194	6	34	6	0.24	8	0.31	3000	118.11
1,6	0.06	1,8	0.37	-25 / +90	-13 / +194	8	46	40	1.57	70	2.76	3000	118.11
1,6	0.06	1,8	0.37	-25 / +90	-13 / +194	8	46	40	1.57	70	2.76	3000	118.11
2,4	0.09	2,6	0.53	-25 / +90	-13 / +194	13	74	80	3.15	100	3.94	3000	118.11
2,4	0.09	2,6	0.53	-25 / +90	-13 / +194	13	74	80	3.15	100	3.94	3000	118.11
1,6	0.06	1,8	0.37	-25 / +90	-13 / +194	8	46	40	1.57	70	2.76	3000	118.11
2,4	0.09	2,3	0.47	-25 / +90	-13 / +194	8	46	70	2.76	90	3.54	3000	118.11
2,8	0.11	2,6	0.53	-25 / +90	-13 / +194	13	74	80	3.15	100	3.94	3000	118.11
1,9	0.07	2,2	0.45	-25 / +90	-13 / +194	8	46	40	1.57	70	2.76	3000	118.11
2,3	0.09	2,7	0.55	-25 / +90	-13 / +194	8	46	50	1.97	70	2.76	3000	118.11
4	0.16	4,6	0.94	-25 / +90	-13 / +194	15	86	100	3.94	140	5.51	3000	118.11
4	0.16	4,8	0.98	-30 / +100	-22 / +212	14	80	70	2.76	90	3.54	3000	118.11
2,3	0.09	2,7	0.55	-25 / +90	-13 / +194	13	74	80	3.15	130	5.12	3200	125.98
2,5	0.10	2,9	0.59	-25 / +90	-13 / +194	50	286	100	3.94	130	5.12	3200	125.98
2,45	0.09	2,9	0.59	-25 / +90	-13 / +194	50	286	100	3.94	130	5.12	2800	110.24

TECHNICAL SPECIFICATIONS



1 Product family

PVCCON	PVC, LIMITED OIL RESISTANT
PVCEXCON	PVC, OIL AND FAT RESISTANT
FABCON	FABRIC
PUCON	THERMOPLASTIC POLYURETHANE
PESCON	THERMOPLASTIC COPOLYESTER
POLYCON	POLYOLEFINE
FELTCON	FELT
SILCON	SILICONE

2 Type of fabric

LR	LIGHT RIGID
R	RIGID
RR	EXTRA RIGID
F	FLEXIBLE
C	100% COTTON
RC	POLYESTER - COTTON RIGID
FC	POLYESTER - COTTON FLEXIBLE
RX	WHISPER - RIGID
FX	WHISPER - FLEXIBLE
RH	RIGID - HIGH POWER
FH	FLEXIBLE - HIGH POWER
K	FELT

3 Color

W	White	PG	Petrol Green	B	Black
LB	Light Blue	DG	Dark Green	GN	Green
DB	Dark Blue	GR	Grey	TR	Transparent
AG	Apple Green	AN	Anthracite		

BELT SERIE	SAMPLA REF	ARTICLE NO	DESCRIPTION	MATERIAL	PLIES	TYPE OF FABRIC	HARDNESS (SHA)	
F	F6	KB1WH1201	PVCEXCON 1LR/5 W12 U0/V07 FA	PVC	1	LR	72	
	F10	KB2WH2003	PVCEXCON 2LR/8 W20 U0/V05 FA	PVC	2	LR	72	
	F10/AB	KB2DB2002	PVCEXCON 2LR/8 DB20 U0/V05 FA AB	PVC	2	LR	72	
	F10/BL	KB2DB2001	PVCEXCON 2LR/8 DB20 U0/V05 FA	PVC	2	LR	72	
	F10/Z	KB2WH2301	PVCEXCON 2LR/8 W23 U0/Z FA	PVC	2	LR	72	
	F10/09.0	KB2WH2402	PVCEXCON 2LR/8 W24 U0/V09 FA	PVC	2	LR	72	
	F10/09.0/BL	KB2DB2402	PVCEXCON 2LR/8 DB24 U0/V09 FA	PVC	2	LR	72	
	F20	KB2WH2604	PVCEXCON 2R/12 W26 U0/V08 FA	PVC	2	R	72	
	F21	KB2WH2601	PVCEXCON 2F/12 W26 U0/V08 FA	PVC	2	F	72	
	F21/BL	KB2DB2602	PVCEXCON 2F/12 DB26 U0/V08 FA	PVC	2	F	72	
	F10/09.0/RV	KB2WH2702	PVCEXCON 2LR/8 W27 U0/RV FA	PVC	2	LR	72	
	F21/12.0	KB2WH3002	PVCEXCON 2F/12 W30 U0/V12 FA	PVC	2	F	72	
	F30	KB3WH3801	PVCEXCON 3R/16 W38 U0/V08 FA	PVC	3	R	72	
	F31	KB3WH3803	PVCEXCON 3F/14 W38 U0/V08 FA	PVC	3	F	72	
	F20/06.06/BL/Z	KB2DB3001	PVCEXCON 2R/12 DB30 Z/V06 FA	PVC	2	R	72	
	F21/05.05/BL/Z	KB2DB3003	PVCEXCON 2F/13 DB30 Z/V05 FA	PVC	2	F	72	
	F20/BW/BL	KB2DB2301	PVCEXCON 2R/12 DB23 U0/BW FA	PVC	2	R	55	
	F20/LG/BL	KB2DB3004	PVCEXCON 2R/12 DB30 U0/LG FA	PVC	2	R	55	
	F20/06.06/Z	KB2WH3003	PVCEXCON 2R/12 W30 Z/V06 FA	PVC	2	R	72	
	F21/05.05/Z	KB2WH3001	PVCEXCON 2F/13 W30 Z/V05 FA	PVC	2	F	72	
	F21/10.05/Z	KB2WH3601	PVCEXCON 2F/13 W36 Z/V10 FA	PVC	2	F	72	
	F21/Z/T/BL	KB2DB5701	PVCEXCON 2F/15 DB57 Z/T FA	PVC	2	F	65	
	F31/08.09/Z	KB3WH4501	PVCEXCON 3F/14 W45 Z/V09 FA	PVC	3	F	72	
	F41/10.05	KB2WH4601	PVCEXCON 2F/45 W46 V05/V10 FA	PVC	2	F	72	
	F41/06.10	KB3WH5301	PVCEXCON 3F/24 W53 V06/V10 AS FA	PVC	3	F	72	
	F20/T	KB2WH5002	PVCEXCON 2R/12 W50 U0/T FA	PVC	2	R	65	
	F20/M	KB2WH5701	PVCEXCON 2R/12 W57 U0/M FA	PVC	2	R	60	
	F21/K	KB2WH8001	PVCEXCON 2F/12 W80 U0/K FA	PVC	2	F	72	
	E	E21/20.10/ATEX	KB2WH5001	PVCEXCON 2F/16 W50 V08/V20 AS AR FA FR ATEX	PVC	2	F	75
		E31/20.10/ATEX	KB3WH6001	PVCEXCON 3F/24 W60 V07/V20 AS AR FA FR ATEX	PVC	3	F	75
E31/25.14/ATEX		KB3WH7401	PVCEXCON 3F/24 W74 V14/V25 AS AR FA FR ATEX	PVC	3	F	75	
E41/20.08/ATEX		KB4WH7401	PVCEXCON 4F/30 W74 V08/V20 AS AR FA FR ATEX	PVC	4	F	75	
E31/30.13/ATEX		KB3WH9501	PVCEXCON 3F/75 W95 V13/V30 AS AR FA FR ATEX	PVC	3	F	75	
E21/10.10/VR/ATEX		KB2PG4101	PVCEXCON 2F/16 PG41 V10/V10 AS AR FA FR ATEX	PVC	2	F	75	
E31/20.07/VR/ATEX		KB3PG6201	PVCEXCON 3F/24 PG62 V07/V20 AS AR FA FR ATEX	PVC	3	F	75	
E41/20.08/VR/ATEX		KB4PG7401	PVCEXCON 4F/30 PG74 V08/V20 AS AR FA FR ATEX	PVC	4	F	75	

TECHNICAL SPECIFICATIONS

4 Top cover material or pattern Bottom cover material or pattern


00 BARE	A MATT FINISH
U0 TPU IMPREGNATED	B MINI ROUGH TOP
V0 PVC IMPREGNATED	BW BASKET WEAVE
E0 POLYESTER IMPREGNATED	C COIN/BUTTON TOP
Y0 POLYOLEFINE IMPREGNATED	E INVERTED OVAL
R0 RUBBER IMPREGNATED	F SNAKE SKIN
S0 SILICONE IMPREGNATED	H STAGGERED SAW TOOTH 1
V.... PVC COATED	H2 STAGGERED SAW TOOTH 2
U.... PU COATED	K HORSE SHOE
E.... POLYESTER COATED	L SAND BLAST/ROUGH
Y.... POLYOLEFINE COATED	LG LONGITUDINAL GROOVE
S.... SILICONE COATED	M ROUGH TOP
	N LIGHT FABRIC

5 Characteristics

P LOW SUPERGRIP	AS ANTISTATIC
R RHOMBUS/WAFFLE TOP	AR ABRASION RESISTANT
RV LOW NIPPLE TOP	CR CUT RESISTANT
T SAW TOOTH	FA FOOD APPROVED
V NIPPLE TOP	AB ANTIBACTERIAL
Y Y STRUCTURE	FR FLAME RETARDANT
Z NEGATIVE PYRAMID	TR TEAR RESISTANT
	ATEX ATEX APPROVED
	PR PYROLYSIS COMPLIANCE
	HR HYDROLYSIS RESISTANT

TOTAL THICKNESS		WEIGHT		WORKING TEMPERATURE		Pull per %1		MIN PULLEY DIAMETER NORM FLEXING		MIN PULLEY DIAMETER BACK FLEXING		PRODUCTION WIDTH	
mm	in	kg/m ²	lbs/ft ²	C°	F°	N/mm	Lbf/in	mm	in	mm	in	mm	in
1,2	0.05	1,4	0.29	-10/+70	+14/+158	5	29	10	0.39	20	0.79	3000	118.11
2	0.08	2,4	0.49	-10/+70	+14/+158	8	46	30	1.18	50	1.97	3000	118.11
2	0.08	2,4	0.49	-10/+70	+14/+158	8	46	30	1.18	50	1.97	3000	118.11
2	0.08	2,4	0.49	-10/+70	+14/+158	8	46	30	1.18	50	1.97	3000	118.11
2,3	0.09	2,4	0.49	-10/+70	+14/+158	8	46	30	1.18	50	1.97	3000	118.11
2,4	0.09	2,8	0.57	-10/+70	+14/+158	8	46	40	1.57	60	2.36	3000	118.11
2,4	0.09	2,8	0.57	-10/+70	+14/+158	8	46	40	1.57	60	2.36	3000	118.11
2,6	0.10	3	0.62	-10/+70	+14/+158	12	68	50	1.97	60	2.36	3000	118.11
2,6	0.10	3	0.62	-10/+70	+14/+158	12	68	50	1.97	60	2.36	3000	118.11
2,6	0.10	3	0.61	-10/+70	+14/+158	12	68	50	1.97	60	2.36	3000	118.11
2,7	0.10	2,8	0.57	-10/+70	+14/+158	8	46	40	1.57	60	2.36	3000	118.11
3	0.12	3,7	0.76	-10/+70	+14/+158	12	68	80	3.15	100	3.94	3000	118.11
4,40	0.9	4,9	1.00	-10/+70	+14/+158	16	91	100	3.94	120	4.72	3000	118.11
3,8	0.15	4,6	0.94	-10/+70	+14/+158	14	80	120	4.72	140	5.51	3000	118.11
3	0.12	3,5	0.72	-10/+70	+14/+158	12	68	70	2.76	90	3.54	3000	118.11
3	0.12	3,6	0.74	-10/+70	+14/+158	13	74	70	2.76	90	3.54	3000	118.11
2,3	0.09	2,6	0.53	-10/+70	+14/+158	12	68	50	1.97	90	3.54	3000	118.11
3	0.12	3,3	0.66	-10/+70	+14/+158	12	68	35	1.38	50	1.97	3000	118.11
3	0.12	3,5	0.72	-10/+70	+14/+158	12	68	70	2.76	90	3.54	3000	118.11
3	0.12	3,6	0.74	-10/+70	+14/+158	13	74	70	2.76	90	3.54	3000	118.11
3,6	0.14	4,4	0.90	-10/+70	+14/+158	13	74	90	3.54	100	3.94	3000	118.11
5,7	0.22	5,07	1.04	-10/+70	+14/+158	15	86	80	3.15	140	5.51	3000	118.11
4,5	0.18	5,65	1.16	-10/+70	+14/+158	14	80	110	4.33	140	5.51	3000	118.11
4,6	0.18	5,5	1.13	-10/+70	+14/+158	45	257	260	10.24	300	11.81	2400	94.49
5,3	0.21	6,8	1.39	-10/+70	+14/+158	24	137	200	7.87	250	9.84	2400	94.49
5	0.20	4,7	0.96	-10/+70	+14/+158	12	68	80	3.15	110	4.33	3000	118.11
5,7	0.22	4,7	0.96	-10/+70	+14/+158	12	68	50	1.97	60	2.36	3000	118.11
8	0.31	4,7	0.96	-10/+70	+14/+158	12	68	120	4.72	180	7.09	2000	78.74
5	0.20	6,1	1.25	-10/+70	+14/+158	16	91	150	5.91	200	7.87	2400	94.49
6	0.24	7,5	1.54	-10/+70	+14/+158	24	137	200	7.87	250	9.84	2400	94.49
7,4	0.29	9,4	1.93	-10/+70	+14/+158	24	137	300	11.81	350	13.78	2400	94.49
7,4	0.29	9,7	1.99	-10/+70	+14/+158	30	171	350	13.78	400	15.75	2400	94.49
9,5	0.37	12	2.46	-10/+70	+14/+158	75	428	400	15.75	500	19.69	2400	94.49
4,1	0.16	5,1	1.05	-10/+70	+14/+158	20	114	140	5.51	140	5.51	2400	94.49
6,2	0.24	7,7	1.58	-10/+70	+14/+158	30	171	250	9.84	300	11.81	2400	94.49
7,4	0.29	9,7	1.99	-10/+70	+14/+158	35	200	300	11.81	350	13.78	2400	94.49

TECHNICAL SPECIFICATIONS



1 Product family

PVCCON	PVC, LIMITED OIL RESISTANT
PVCXCON	PVC, OIL AND FAT RESISTANT
FABCON	FABRIC
PUCON	THERMOPLASTIC POLYURETHANE
PESCON	THERMOPLASTIC COPOLYESTER
POLYCON	POLYOLEFINE
FELTCON	FELT
SILCON	SILICONE

2 Type of fabric

LR	LIGHT RIGID
R	RIGID
RR	EXTRA RIGID
F	FLEXIBLE
C	100% COTTON
RC	POLYESTER - COTTON RIGID
FC	POLYESTER - COTTON FLEXIBLE
RX	WHISPER - RIGID
FX	WHISPER - FLEXIBLE
RH	RIGID - HIGH POWER
FH	FLEXIBLE - HIGH POWER
K	FELT

3 Color

W	White	PG	Petrol Green	B	Black
LB	Light Blue	DG	Dark Green	GN	Green
DB	Dark Blue	GR	Grey	TR	Transparent
AG	Apple Green	AN	Anthracite		

BELT SERIE	SAMPLA REF	ARTICLE NO		DESCRIPTION	MATERIAL	PLIES	TYPE OF FABRIC	HARDNESS (SHA)
R	R4	KC1WH0801	FABCON	1FC/4 W08 V0/V0 FA	FABRIC	1	FC	-
	R10	KC2WH1201	FABCON	2LR/8 W12 00/00 AS FA	PVC	2	LR	-
	R11	KC2TR1401	FABCON	2FC/6 TR14 00/00 FA	PVC	2	FC	-
	R12	KC2WH1802	FABCON	2LR/8 W18 00/00 FA	PVC	2	LR	-
	R13	KC2TR1001	FABCON	2LR/6 TR10 U0/00 AS FA	TPU	2	LR	-
	R13/DB	KC2LB1001	FABCON	2LR/6 LB10 U0/U0 AS FA	TPU	2	LR	-
	R14	KC2WH1401	FABCON	2LR/8 W14 U0/00 FA	TPU	2	LR	-
	R16	KC2TR1502	FABCON	2R-RX/14 TR15 00/00 AS FA	PVC	2	RX	-
	R18	KC2TR1901	FABCON	2RC-R/8 TR19 00/00 FA	PVC	2	RC	-
	R19	KC2TR2401	FABCON	2RC /5 TR24 00/00 FA	PVC	2	RC	-
R30	KC3TR3001	FABCON	3FC/8 TR30 00/00 FA	PVC	3	FC	-	
U	U6/05.05/Z/AG	KA1AG2001	PVCCON	1R/6 AG20 Z/V05 AS	PVC	1	R	74
	U10/AG	KA2AG2003	PVCCON	2LR/8 AG20 00/V05 AS	PVC	2	LR	74
	U14/AG	KA2AG2002	PVCCON	2R/12 AG20 00/V05 AS	PVC	2	R	74
	U14/08.0/AG	KA2AG2401	PVCCON	2R/12 AG24 00/V08 AS	PVC	2	R	74
	U14/11.0/AG	KA2AG2703	PVCCON	2R/12 AG27 00/V11 AS	PVC	2	R	74
	U14/15.0/AG	KA2AG3004	PVCCON	2R/12 AG30 00/V15 AS	PVC	2	R	74
	U14/06.06/AG/Z	KA2AG3001	PVCCON	2R/12 AG30 Z/V06 AS	PVC	2	R	74
	U35/06.06/Z/AG	KA3AG4201	PVCCON	3R/16 AG42 Z/V06 AS	PVC	3	R	74
	U6	KA1PG1301	PVCCON	1LR/5 PG13 00/V08 AS	PVC	1	LR	74
	U6/05.05/Z/VR	KA1PG2002	PVCCON	1R/6 PG20 Z/V05 AS	PVC	1	R	74
	U10	KA2PG2001	PVCCON	2LR/8 PG20 00/V05 AS	PVC	2	LR	74
	U10/N	KA2PG2201	PVCCON	2LR/8 PG22 00/N AS	PVC	2	LR	74
	U20	KA2PG2501	PVCCON	2R/12 PG25 00/V09 AS	PVC	2	R	74
	U20/Y	KA2PG2901	PVCCON	2R/12 PG29 00/Y AS	PVC	2	R	74
	U21	KA2PG2601	PVCCON	2F/12 PG26 00/V08 AS	PVC	2	F	74
	U19	KA2PG2703	PVCCON	2LR/8 PG27 00/V12 AS	PVC	2	LR	74
	U20/12.0	KA2PG3003	PVCCON	2R/12 PG30 00/V12 AS	PVC	2	R	74
	U21/05.05/Z	KA2PG3001	PVCCON	2F/13 PG30 Z/V05 AS	PVC	2	F	74
	U20/06.06/Z	KA2PG3002	PVCCON	2R/12 PG30 Z/V06 AS	PVC	2	R	74
	U20/06.06/NR/Z	KA2BL3003	PVCCON	2R/12 B30 Z/V06 AS	PVC	2	R	74
	U20/20.0	KA2PG3701	PVCCON	2R/12 PG37 00/V20 AS	PVC	2	R	74
	U30	KA3PG3801	PVCCON	3R/16 PG38 00/V09 AS	PVC	3	R	74
	U31	KA3PG3803	PVCCON	3F/14 PG38 00/V08 AS	PVC	3	F	74
	U35	KA3PG4501	PVCCON	3R/16 PG45 00/V15 AS	PVC	3	R	74
	U32/NR/A	KA3BL5001	PVCCON	3R-F/25 B50 V0/V20A AS AR	PVC	3	R-F	65
U35/Y	KA3PG4901	PVCCON	3R/16 PG49 00/Y AS	PVC	3	R	74	
U35/V	KA3PG5002	PVCCON	3R/16 PG50 00/V AS	PVC	3	R	74	
U61/V	KA3PG6501	PVCCON	3F/40 PG65 V0/V	PVC	3	F	74	
U91/V	KA3PG7001	PVCCON	3F/50 PG70 V0/V	PVC	3	F	74	
U121/4F	KA4PG9002	PVCCON	4F/70 PG90 U0/F	PVC	4	F	74	
U101/V	KA2PG1D01	PVCCON	2F/28 PG100 V0/V	PVC	2	F	74	

TECHNICAL SPECIFICATIONS

4 Top cover material or pattern Bottom cover material or pattern

00 BARE	A MATT FINISH
U0 TPU IMPREGNATED	B MINI ROUGH TOP
V0 PVC IMPREGNATED	BW BASKET WEAVE
E0 POLYESTER IMPREGNATED	C COIN/BUTTON TOP
Y0 POLYOLEFINE IMPREGNATED	E INVERTED OVAL
R0 RUBBER IMPREGNATED	F SNAKE SKIN
S0 SILICONE IMPREGNATED	H STAGGERED SAW TOOTH 1
V.... PVC COATED	H2 STAGGERED SAW TOOTH 2
U.... PU COATED	K HORSE SHOE
E.... POLYESTER COATED	L SAND BLAST/ROUGH
Y.... POLYOLEFINE COATED	LG LONGITUDINAL GROOVE
S.... SILICONE COATED	M ROUGH TOP
	N LIGHT FABRIC

5 Characteristics

P LOW SUPERGRIP	AS ANTISTATIC
R RHOMBUS/WAFFLE TOP	AR ABRASION RESISTANT
RV LOW NIPPLE TOP	CR CUT RESISTANT
T SAW TOOTH	FA FOOD APPROVED
V NIPPLE TOP	AB ANTIBACTERIAL
Y Y STRUCTURE	FR FLAME RETARDANT
Z NEGATIVE PYRAMID	TR TEAR RESISTANT
	ATEX ATEX APPROVED
	PR PYROLYSIS COMPLIANCE
	HR HYDROLYSIS RESISTANT

TOTAL THICKNESS		WEIGHT		WORKING TEMPERATURE		Pull per %1		MIN PULLEY DIAMETER NORM FLEXING		MIN PULLEY DIAMETER BACK FLEXING		PRODUCTION WIDTH	
mm	in	kg/m ²	lbs/ft ²	C°	F°	N/mm	Lbf/in	mm	in	mm	in	mm	in
0,8	0.03	0,65	0.13	-10/+70	+14/+158	4	23	10	0.39	10	0.39	2200	86.61
1,2	0.05	1,3	0.27	-10/+70	+14/+158	8	46	30	1.18	30	1.18	3000	118.11
1,4	0.06	1,4	0.29	-10/+70	+14/+158	6	34	15	0.59	15	0.59	3000	118.11
1,8	0.07	2,1	0.43	-10/+70	+14/+158	8	46	40	1.57	40	1.57	3000	118.11
1	0.04	1,1	0.23	-25/+90	-13/+194	6	34	10	0.39	10	0.39	3200	125.98
1	0.04	1,1	0.22	-25/+90	-13/+194	6	34	10	0.39	10	0.39	3200	125.98
1,4	0.06	1,5	0.31	-25/+90	-13/+194	8	46	30	1.18	30	1.18	3000	118.11
1,5	0.06	1,8	0.37	-10/+70	+14/+158	14	80	40	1.57	40	1.57	3000	118.11
1,9	0.07	2,1	0.43	-10/+70	+14/+158	8	46	30	1.18	30	1.18	3000	118.11
2,4	0.09	2,3	0.47	-10/+70	+14/+158	5	29	40	1.57	40	1.57	3000	118.11
3	0.12	3,5	0.72	-10/+70	+14/+158	8	46	60	2.36	60	2.36	3000	118.11
2	0.08	1,8	0.37	-10/+70	+14/+158	6	34	20	0.79	30	1.18	3000	118.11
2	0.08	2,3	0.47	-10/+70	+14/+158	8	46	30	1.18	50	1.97	3000	118.11
2	0.08	2,6	0.53	-10/+70	+14/+158	12	68	40	1.57	60	2.36	3000	118.11
2,4	0.09	2,75	0.56	-10/+70	+14/+158	12	68	50	1.97	70	2.76	3000	118.11
2,7	0.11	3,4	0.70	-10/+70	+14/+158	12	68	65	2.56	80	3.15	3000	118.11
3	0.12	3,7	0.76	-10/+70	+14/+158	12	68	80	3.15	100	3.94	3000	118.11
3	0.12	3,5	0.72	-10/+70	+14/+158	12	68	70	2.76	90	3.54	3000	118.11
4,2	0.16	5,4	1.13	-10/+70	+14/+158	16	91	110	4.33	140	5.51	3000	118.11
1,3	0.05	1,4	0.29	-10/+70	+14/+158	5	29	20	0.79	30	1.18	3000	118.11
2	0.08	1,8	0.37	-10/+70	+14/+158	6	34	20	0.79	30	1.18	3000	118.11
2	0.08	2,3	0.47	-10/+70	+14/+158	8	46	30	1.18	50	1.97	3000	118.11
2,2	0.09	2,3	0.47	-10/+70	+14/+158	8	46	30	1.18	50	1.97	3000	118.11
2,5	0.10	3,1	0.64	-10/+70	+14/+158	12	68	50	1.97	70	2.76	3000	118.11
2,9	0.11	3,1	0.64	-10/+70	+14/+158	12	68	70	2.76	90	3.54	3000	118.11
2,6	0.10	3,0	0.62	-10/+70	+14/+158	12	68	50	1.97	60	2.36	3000	118.11
2,7	0.11	3,4	0.70	-10/+70	+14/+158	8	46	60	2.36	80	3.15	3000	118.11
3	0.12	3,7	0.76	-10/+70	+14/+158	12	68	80	3.15	100	3.94	3000	118.11
3	0.12	3,5	0.72	-10/+70	+14/+158	13	74	70	2.76	90	3.54	3000	118.11
3	0.12	3,5	0.72	-10/+70	+14/+158	12	68	70	2.76	90	3.54	3000	118.11
3	0.12	3,5	0.72	-10/+70	+14/+158	12	68	70	2.76	90	3.54	3000	118.11
3,7	0.15	4,5	0.92	-10/+70	+14/+158	12	68	100	3.94	130	5.12	3000	118.11
3,8	0.15	4,9	1.01	-10/+70	+14/+158	16	91	100	3.94	120	4.72	3000	118.11
3,8	0.15	4,6	0.94	-10/+70	+14/+158	14	80	120	4.72	140	5.51	3000	118.11
4,5	0.18	5,4	1.11	-10/+70	+14/+158	16	91	150	5.91	180	7.09	3000	118.11
5	0.20	6,5	1.33	-10/+70	+14/+158	25	142	130	5.12	190	7.48	3000	118.11
4,9	0.19	5,4	1.11	-10/+70	+14/+158	16	91	150	5.91	180	7.09	3000	118.11
5	0.20	5,4	1.11	-10/+70	+14/+158	16	91	150	5.91	180	7.09	3000	118.11
6,5	0.26	7,2	1.47	-10/+70	+14/+158	40	228	250	9.84	300	11.81	2000	78.74
7	0.28	7,6	1.55	-10/+70	+14/+158	50	286	350	13.78	400	15.75	2200/2400	86.61/94.49
9	0.35	10,8	2.21	-10/+70	+14/+158	70	400	450	17.72	500	19.69	2400	94.49
10	0.39	12,5	2.56	-10/+70	+14/+158	28	160	250	9.84	330	12.99	2100	82.68

TECHNICAL SPECIFICATIONS



1 Product family

PVCCON	PVC, LIMITED OIL RESISTANT
PVCEXCON	PVC, OIL AND FAT RESISTANT
FABCON	FABRIC
PUCON	THERMOPLASTIC POLYURETHANE
PESCON	THERMOPLASTIC COPOLYESTER
POLYCON	POLYOLEFINE
FELTCON	FELT
SILCON	SILICONE

2 Type of fabric

LR	LIGHT RIGID
R	RIGID
RR	EXTRA RIGID
F	FLEXIBLE
C	100% COTTON
RC	POLYESTER - COTTON RIGID
FC	POLYESTER - COTTON FLEXIBLE
RX	WHISPER - RIGID
FX	WHISPER - FLEXIBLE
RH	RIGID - HIGH POWER
FH	FLEXIBLE - HIGH POWER
K	FELT

3 Color

W	White	PG	Petrol Green	B	Black
LB	Light Blue	DG	Dark Green	GN	Green
DB	Dark Blue	GR	Grey	TR	Transparent
AG	Apple Green	AN	Anthracite		

BELT SERIE	SAMPLA REF	ARTICLE NO	DESCRIPTION	MATERIAL	PLIES	TYPE OF FABRIC	HARDNESS (SHA)
L	L20/BW	KA2PG2301	PVCCON 2R-RX/14 PG23 00/BW AS	PVC	2	R-RX	55
	L30/BW	KA1PG3001	PVCCON 1FH/20 PG30 V0/BW AS	PVC	1	FH	55
	L10/F	KA2GR2401	PVCCON 2LR/8 GR24 00/F	PVC	2	LR	46
	L10/LG	KA2GR2601	PVCCON 2LR/8 GR26 00/LG	PVC	2	LR	46
	L10/Y	KA2GR2801	PVCCON 2LR/8 GR28 00/Y	PVC	2	LR	46
	L10/V	KA2PG2401	PVCCON 2LR/8 PG24 00/V	PVC	2	LR	46
	L20/LG/NR	KA2BL3008	PVCCON 2R-RX/14 B30 00/LG AS	PVC	2	R-RX	46
	L20/LG/VR	KA2PG3004	PVCCON 2R-RX/14 PG30 00/LG AS	PVC	2	R-RX	46
	L10/M	KA2PG5201	PVCCON 2LR/8 PG52 00/M	PVC	2	LR	46
	L10/M/NR	KA2BL5201	PVCCON 2LR/8 B52 00/M	PVC	2	LR	46
	L20/M	KA2PG5701	PVCCON 2R/12 PG57 00/M	PVC	2	R	46
	L20/C	KA2PG5601	PVCCON 2R/12 PG56 00/C	PVC	2	R	46
	L20/H	KA2PG8501	PVCCON 2R/12 PG85 00/H	PVC	2	R	46
	L30/AS	KA3PG6001	PVCCON 3R/16 PG60 00/V30 AS	PVC	3	R	55
	L91/V	KA3PG7002	PVCCON 3F/50 PG70 V0/V	PVC	3	F	46
L91/H	KA3PG1H01	PVCCON 3F/50 PG120 U0/H	PVC	3	F	55	
MG	MG101/Y	KA4DB1801	PVCCON 4F/70 DB18 U0/Y	PVC	4	F	55
	MG101/H2	KA4DB1H01	PVCCON 4F/70 DB120 U0/H2	PVC	4	F	55
	MG101/H3 BL	KA4DB1D01	PVCCON 4F/70 DB136 U0/H3	PVC	4	F	46
N	N18/A	KA2BL2103	PVCCON 2R-RX/14 B21 00/V05A AS FR	PVC	2	R-RX	85
	N20/0.0	KC2BL2401	FABCON 2R-RX/14 B24 00/U0 AS FR	PVC	2	R-RX	-
	N20	KA2BL2602	PVCCON 2R-RX/14 B26 00/V05 AS FR	PVC	2	R-RX	85
	N20/A	KA2BL2601	PVCCON 2R-RX/14 B26 00/V05A AS FR	PVC	2	R-RX	85
	N20/10.0/A	KA2BL3005	PVCCON 2R-RX/14 B30 00/V10A AS FR	PVC	2	R-RX	85
	N20/BW	KA2BL2302	PVCCON 2R-RX/14 B23 00/BW AS FR	PVC	2	R-RX	40
	N20/LG	KA2BL3001	PVCCON 2R-RX/14 B30 00/LG AS FR	PVC	2	R-RX	40
	N20/M	KA2BL5701	PVCCON 2R-RX/14 B57 00/M AS FR	PVC	2	R-RX	46
D	D10/A	KA2PG2004	PVCCON 2LR/8 PG20 00/V05A	PVC	2	LR	90
	DN7/A	KA2BL1803	PVCCON 2LR-FX/7 B18 00/V04A	PVC	2	LR-FX	90
	DN8/A	KA2BL1802	PVCCON 2LR/8 B18 00/V04A	PVC	2	LR	90
	DN8/A/AS	KA2BL2001	PVCCON 2R/10 B20 00/V05A AS	PVC	2	R	90
T	T8/L	KA1BL1602	PVCCON 1RX/6 B16 00/L AS	PVC	1	RX	85
	T8/Z	KA1BL1601	PVCCON 1RX/6 B16 00/Z AS	PVC	1	RX	85
	T8/E	KA1BL2001	PVCCON 1RX/6 B20 00/E AS	PVC	1	RX	85
	T10/Z	KA2BL2503	PVCCON 2F-FX/10 B25 00/Z AS	PVC	2	FX	85
	T20/E	KA2BL2505	PVCCON 2F-FX/12 B25 00/E AS	PVC	2	FX	85
	T20/L	KA2BL2504	PVCCON 2F-FX/12 B25 00/L AS	PVC	2	FX	85
G	T20/P	KA2BL3002	PVCCON 2F-FX/12 B30 00/P AS	PVC	2	FX	85
	G23/U	KA3AN8401	PVCCON 3R/18 AN84 00/U	PVC	3	R	55
B	G23/R	KA3AN9501	PVCCON 3R/18 AN95 00/R	PVC	3	R	55
	B10/NR	KC2BL1601	FABCON 2LR/8 B16 U0/U0 AS	PVC	2	LR	-
	B21	KC2PG2001	FABCON 2F/12 PG20 U0/U0	PVC	2	F	-
	B30/AG	KC3AG3502	FABCON 3R/15 AG35 V0/U0	PVC	3	R	-
	B31	KC3PG3501	FABCON 3F/14 PG35 U0/U0	PVC	3	F	-

TECHNICAL SPECIFICATIONS

4 Top cover material or pattern Bottom cover material or pattern

00 BARE	A MATT FINISH	P LOW SUPERGRIP
U0 TPU IMPREGNATED	B MINI ROUGH TOP	R RHOMBUS/WAFFLE TOP
V0 PVC IMPREGNATED	BW BASKET WEAVE	RV LOW NIPPLE TOP
E0 POLYESTER IMPREGNATED	C COIN/BUTTON TOP	T SAW TOOTH
Y0 POLYOLEFINE IMPREGNATED	E INVERTED OVAL	V NIPPLE TOP
R0 RUBBER IMPREGNATED	F SNAKE SKIN	Y Y STRUCTURE
S0 SILICONE IMPREGNATED	H STAGGERED SAW TOOTH 1	Z NEGATIVE PYRAMID
V.... PVC COATED	H2 STAGGERED SAW TOOTH 2	
U.... PU COATED	K HORSE SHOE	
E.... POLYESTER COATED	L SAND BLAST/ROUGH	
Y.... POLYOLEFINE COATED	LG LONGITUDINAL GROOVE	
S.... SILICONE COATED	M ROUGH TOP	
	N LIGHT FABRIC	

5 Characteristics

AS ANTISTATIC
AR ABRASION RESISTANT
CR CUT RESISTANT
FA FOOD APPROVED
AB ANTIBACTERIAL
FR FLAME RETARDANT
TR TEAR RESISTANT
ATEX ATEX APPROVED
PR PYROLYSIS COMPLIANCE
HR HYDROLYSIS RESISTANT

TOTAL THICKNESS		WEIGHT		WORKING TEMPERATURE		Pull per %1		MIN PULLEY DIAMETER NORM FLEXING		MIN PULLEY DIAMETER BACK FLEXING		PRODUCTION WIDTH	
mm	in	kg/m ²	lbs/ft ²	C°	F°	N/mm	Lbf/in	mm	in	mm	in	mm	in
2,3	0.09	2,6	0.53	-10/+70	+14/+158	14	80	50	1.97	90	3.54	3000	118.11
3	0.12	2,9	0.59	-10/+70	+14/+158	20	114	35	1.38	55	2.17	2650	104.33
2,4	0.09	2,8	0.57	-10/+70	+14/+158	8	46	40	1.57	60	2.36	3000	118.11
2,6	0.10	2,8	0.57	-10/+70	+14/+158	8	46	40	1.57	60	2.36	3000	118.11
2,8	0.11	2,8	0.57	-10/+70	+14/+158	8	46	40	1.57	60	2.36	3000	118.11
2,4	0.09	2,3	0.47	-10/+70	+14/+158	8	46	30	1.18	40	1.57	3000	118.11
3	0.12	3,2	0.66	-10/+70	+14/+158	14	80	35	1.38	50	1.97	3000	118.11
3	0.12	3,2	0.66	-10/+70	+14/+158	14	80	35	1.38	50	1.97	3000	118.11
5,2	0.20	4,4	0.90	-10/+70	+14/+158	8	46	40	1.57	60	2.36	3000	118.11
5,2	0.20	4,4	0.90	-10/+70	+14/+158	8	46	40	1.57	60	2.36	3000	118.11
5,7	0.22	4,7	0.96	-10/+70	+14/+158	12	68	50	1.97	60	2.36	3000	118.11
5,6	0.22	3,8	0.78	-10/+70	+14/+158	12	68	50	1.97	60	2.36	3000	118.11
8,5	0.33	5,9	1.21	-10/+70	+14/+158	12	68	60	2.36	120	4.72	3000	118.11
6	0.24	7,9	1.62	-10/+70	+14/+158	16	91	150	5.91	180	7.09	3000	118.11
7	0.28	7,6	1.55	-10/+70	+14/+158	50	286	350	13.78	400	15.75	2400	94.49
12	0.47	8,9	1.82	-10/+70	+14/+158	50	286	400	15.75	450	17.72	2200	86.61
8,1	0.32	9,1	1.87	-10/+70	+14/+158	70	400	350	13.78	400	15.75	2200	86.61
12	0.47	11	2.26	-10/+70	+14/+158	70	400	450	17.72	550	21.65	2200	86.61
13,6	0.53	11,2	2.29	-10/+70	+14/+158	70	400	450	17.72	500	19.69	2200	86.61
2,1	0.08	2,6	0.53	-10/+70	+14/+158	14	80	50	1.97	60	2.36	3000	118.11
2,40	0.09	2,3	0.47	-10/+70	+14/+158	14	80	60	2.36	60	2.36	3000	118.11
2,60	0.10	3,2	0.66	-10/+70	+14/+158	14	80	60	2.36	80	3.15	3000	118.11
2,60	0.10	3,2	0.66	-10/+70	+14/+158	14	80	60	2.36	80	3.15	3000	118.11
3,00	0.12	3,6	0.74	-10/+70	+14/+158	14	80	70	2.76	90	3.54	3000	118.11
2,30	0.09	2,6	0.53	-10/+70	+14/+158	14	80	50	1.97	90	3.54	3000	118.11
3,00	0.12	3,2	0.66	-10/+70	+14/+158	14	80	35	1.38	50	1.97	3000	118.11
5,70	0.22	4,7	0.96	-10/+70	+14/+158	14	80	50	1.97	60	2.36	3000	118.11
2,00	0.08	2,4	0.49	-10/+70	+14/+158	8	46	60	2.36	80	3.15	3000	118.11
1,80	0.07	2,2	0.45	-10/+70	+14/+158	7	40	30	1.18	40	1.57	2600	102.36
1,80	0.07	2,1	0.43	-10/+70	+14/+158	8	46	20	0.79	50	1.97	3000	118.11
2,00	0.07	2,6	0.53	-10/+70	+14/+158	10	57	40	1.57	60	2.36	3000	118.11
1,60	0.06	1,6	0.33	-10/+70	+14/+158	6	34	20	0.79	40	1.57	2400	94.49
1,60	0.06	1,6	0.33	-10/+70	+14/+158	6	34	20	0.79	40	1.57	2400	94.49
2,00	0.08	1,6	0.33	-10/+70	+14/+158	6	34	40	1.57	60	2.36	2400	94.49
2,50	0.10	2,6	0.53	-10/+70	+14/+158	10	57	50	1.97	70	2.76	2050	80.71
2,50	0.10	2,6	0.53	-10/+70	+14/+158	12	68	50	1.97	70	2.76	1600	62.99
2,50	0.10	2,6	0.53	-10/+70	+14/+158	12	68	50	1.97	70	2.76	1600	62.99
3,00	0.12	3,3	0.68	-10/+70	+14/+158	12	68	60	2.36	80	3.15	2050	80.71
8,40	0.33	7,3	1.50	-10/+70	+14/+158	18	103	120	4.72	180	7.09	1350	53.15
9,50	0.37	8	1.64	-10/+70	+14/+158	18	103	120	4.72	180	7.09	1350/2000	53.15/78.74
1,60	0.06	1,80	0.37	-10/+70	+14/+158	8	46	40	1.57	40	1.57	3000	118.11
2,00	0.08	2,30	0.47	-10/+70	+14/+158	12	68	30	1.18	30	1.18	3000	118.11
3,50	0.14	4,00	0.82	-10/+90	+14/+158	15	86	90	3.54	90	3.54	3000	118.11
3,50	0.14	4,00	0.82	-10/+70	+14/+158	14	80	80	3.15	80	3.15	3000	118.11

TECHNICAL SPECIFICATIONS



1 Product family

PVCCON	PVC, LIMITED OIL RESISTANT
PVCEXCON	PVC, OIL AND FAT RESISTANT
FABCON	FABRIC
PUCON	THERMOPLASTIC POLYURETHANE
PESCON	THERMOPLASTIC COPOLYESTER
POLYCON	POLYOLEFINE
FELTCON	FELT
SILCON	SILICONE

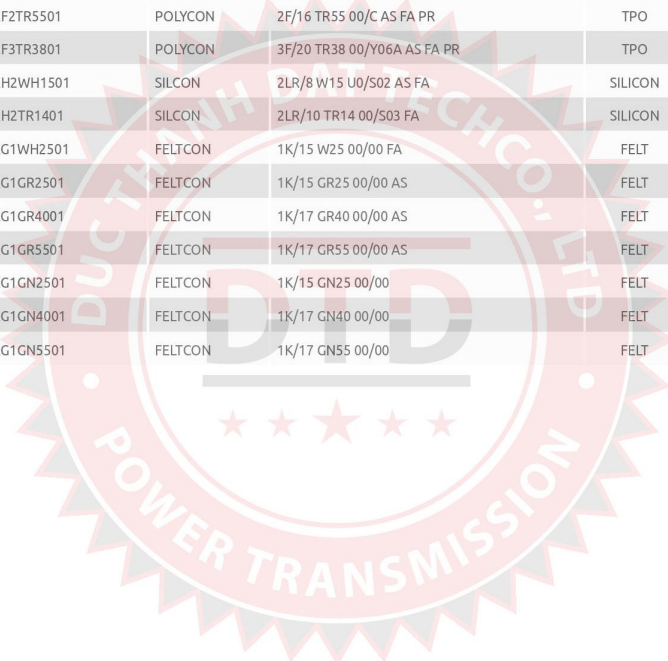
2 Type of fabric

LR	LIGHT RIGID
R	RIGID
RR	EXTRA RIGID
F	FLEXIBLE
C	100% COTTON
RC	POLYESTER - COTTON RIGID
FC	POLYESTER - COTTON FLEXIBLE
RX	WHISPER - RIGID
FX	WHISPER - FLEXIBLE
RH	RIGID - HIGH POWER
FH	FLEXIBLE - HIGH POWER
K	FELT

3 Color

W	White	PG	Petrol Green	B	Black
LB	Light Blue	DG	Dark Green	GN	Green
DB	Dark Blue	GR	Grey	TR	Transparent
AG	Apple Green	AN	Anthracite		

BELT SERIE	SAMPLA REF	ARTICLE NO	DESCRIPTION	MATERIAL	PLIES	TYPE OF FABRIC	HARDNESS (SHA)
V	V23/A	KF2TR2401	POLYCON 2F/16 TR24 00/Y06A AS FA PR	TPO	2	F	92
	V23/Y	KF2TR2801	POLYCON 2F/16 TR28 00/Y AS FA PR	TPO	2	F	92
	V23/C	KF2TR5501	POLYCON 2F/16 TR55 00/C AS FA PR	TPO	2	F	92
	V33/A	KF3TR3801	POLYCON 3F/20 TR38 00/Y06A AS FA PR	TPO	3	F	92
H	H15	KH2WH1501	SILCON 2LR/8 W15 U0/S02 AS FA	SILICON	2	LR	30
	H14	KH2TR1401	SILCON 2LR/10 TR14 00/S03 FA	SILICON	2	LR	40
SAM	SAM 025/BN	KG1WH2501	FELTCON 1K/15 W25 00/00 FA	FELT	1	K	-
	SAM 025/A	KG1GR2501	FELTCON 1K/15 GR25 00/00 AS	FELT	1	K	-
	SAM 040/A	KG1GR4001	FELTCON 1K/17 GR40 00/00 AS	FELT	1	K	-
	SAM 055/A	KG1GR5501	FELTCON 1K/17 GR55 00/00 AS	FELT	1	K	-
	SAM 025/VR	KG1GN2501	FELTCON 1K/15 GN25 00/00	FELT	1	K	-
	SAM 040/VR	KG1GN4001	FELTCON 1K/17 GN40 00/00	FELT	1	K	-
	SAM 055/VR	KG1GN5501	FELTCON 1K/17 GN55 00/00	FELT	1	K	-



TECHNICAL SPECIFICATIONS

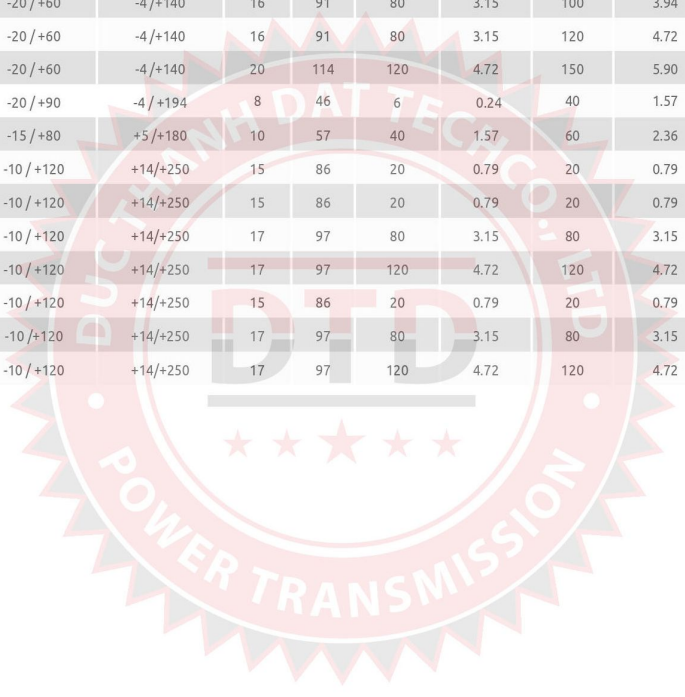
4 Top cover material or pattern Bottom cover material or pattern

00 BARE	A MATT FINISH	P LOW SUPERGRIP
U0 TPU IMPREGNATED	B MINI ROUGH TOP	R RHOMBUS/WAFFLE TOP
V0 PVC IMPREGNATED	BW BASKET WEAVE	RV LOW NIPPLE TOP
E0 POLYESTER IMPREGNATED	C COIN/BUTTON TOP	T SAW TOOTH
Y0 POLYOLEFINE IMPREGNATED	E INVERTED OVAL	V NIPPLE TOP
R0 RUBBER IMPREGNATED	F SNAKE SKIN	Y Y STRUCTURE
S0 SILICONE IMPREGNATED	H STAGGERED SAW TOOTH 1	Z NEGATIVE PYRAMID
V.... PVC COATED	H2 STAGGERED SAW TOOTH 2	
U.... PU COATED	K HORSE SHOE	
E.... POLYESTER COATED	L SAND BLAST/ROUGH	
Y.... POLYOLEFINE COATED	LG LONGITUDINAL GROOVE	
S.... SILICONE COATED	M ROUGH TOP	
	N LIGHT FABRIC	

5 Characteristics

AS ANTISTATIC
AR ABRASION RESISTANT
CR CUT RESISTANT
FA FOOD APPROVED
AB ANTIBACTERIAL
FR FLAME RETARDANT
TR TEAR RESISTANT
ATEX ATEX APPROVED
PR PYROLYSIS COMPLIANCE
HR HYDROLYSIS RESISTANT

TOTAL THICKNESS		WEIGHT		WORKING TEMPERATURE		Pull per %1		MIN PULLEY DIAMETER NORM FLEXING		MIN PULLEY DIAMETER BACK FLEXING		PRODUCTION WIDTH	
mm	in	kg/m ²	lbs/ft ²	C°	F°	N/mm	Lbf/in	mm	in	mm	in	mm	in
2,40	0.09	2,30	0.47	-20 / +60	-4 / +140	16	91	80	3.15	100	3.94	3000	118.11
2,80	0.11	2,30	0.47	-20 / +60	-4 / +140	16	91	80	3.15	100	3.94	3000	118.11
5,50	0.22	2,60	0.53	-20 / +60	-4 / +140	16	91	80	3.15	120	4.72	3000	118.11
3,80	0.15	3,40	0.70	-20 / +60	-4 / +140	20	114	120	4.72	150	5.90	3000	118.11
1,45	0.057	1,5	0.31	-20 / +90	-4 / +194	8	46	6	0.24	40	1.57	2000	78.74
1,40	0.055	1,60	0.33	-15 / +80	+5 / +180	10	57	40	1.57	60	2.36	3000	118.11
2,50	0.10	1,40	0.29	-10 / +120	+14 / +250	15	86	20	0.79	20	0.79	2000	78.74
2,50	0.10	1,40	0.29	-10 / +120	+14 / +250	15	86	20	0.79	20	0.79	2000	78.74
4,00	0.16	2,50	0.51	-10 / +120	+14 / +250	17	97	80	3.15	80	3.15	2000	78.74
5,50	0.22	3,50	0.72	-10 / +120	+14 / +250	17	97	120	4.72	120	4.72	2000	78.74
2,50	0.10	1,40	0.29	-10 / +120	+14 / +250	15	86	20	0.79	20	0.79	2000	78.74
4,00	0.16	2,50	0.51	-10 / +120	+14 / +250	17	97	80	3.15	80	3.15	2000	78.74
5,50	0.22	3,50	0.72	-10 / +120	+14 / +250	17	97	120	4.72	120	4.72	2000	78.74



RECOMMENDED USES

- Yes
- ◐ Limited
- Not recommended

TYPE	SAMPLA REF	ARTICLE NO	DESCRIPTION	SLIDER BED	FLAT ROLLERS	SLIDER BED ON BOTH SIDES	CHANNEL TROUGH	CONVENTIONAL TROUGH	INCLINED / DECLINED CONVEYING	INCLINED / DECLINED VARIATION	BUCKET ELEVATOR	CONVEYOR WITH ACCUMULATION	SLIDER BED WITH PRESSURE	POWER TURN CONVEYOR	KNIFE EDGE CONVEYOR
P	P6	KD1WH0803	PUCON 1LR/5 W08 U0/U03A AS FA	●	●	○	○	○	○	○	○	○	○	○	○
P	P6/A BF non-AS	KD1WH0805	PUCON 1F/3 W08 U0/U03A FA	●	●	○	●	○	○	○	○	○	○	○	○
P	P6 BF non-AS	KD1WH0804	PUCON 1F/3 W08 U0/U03 FA	●	●	○	○	○	○	○	○	○	○	○	○
P	P6/A	KD1WH0802	PUCON 1LR/5 W08 U0/U03A AS FA	●	●	○	○	○	○	○	○	○	○	○	○
P	P6/A non-AS	KD1WH0805	PUCON 1LR/5 W08 U0/U03A FA	●	●	○	○	○	○	○	○	○	○	○	○
P	P6/A/BL	KD1LB0802	PUCON 1LR/5 LB08 U0/U03A AS FA	●	●	○	○	○	○	○	○	○	○	○	○
P	P6/A/DB PX	KD1DB0801	PUCON 1R/5 DB08 U0/U03A AS FA HR	●	●	○	○	○	○	○	○	○	○	○	○
P	PV6/A	KD1DG0801	PUCON 1LR/5 DG08 U0/U03A AS FA	●	●	○	○	○	○	○	○	○	○	○	○
P	P11/A	KD1WH1102	PUCON 1LR/4 W11 U0/U05A AS AR FA	●	●	○	○	○	○	○	○	○	○	○	○
P	P11/A non-AS	KD1WH1101	PUCON 1LR/4 W11 U0/U05A AR FA	●	●	○	○	○	○	○	○	○	○	○	○
P	P7/A	KD1WH1301	PUCON 1RR/7 W13 U0/U05A AS FA	●	●	○	○	○	○	○	○	○	○	○	○
P	P7/Z	KD1WH1501	PUCON 1RR/7 W15 U0/Z AS FA	●	●	○	○	○	○	○	○	○	○	○	○
P	P8	KD2WH1302	PUCON 2LR/8 W13 U0/U03 AS FA	●	●	○	○	○	○	○	○	○	○	○	○
P	P8/A	KD2WH1303	PUCON 2LR/8 W13 U0/U03A AS FA	●	●	○	○	○	○	○	○	○	○	○	○
P	P8/A BF	KD2WH1401	PUCON 2F/6 W14 U0/U03A FA	●	●	○	○	○	○	○	○	○	○	○	○
P	P8/A/BL	KD2LB1301	PUCON 2LR/8 LB13 U0/U03A AS FA	●	●	○	○	○	○	○	○	○	○	○	○
P	P8/Z/BL	KD2LB1601	PUCON 2LR/8 LB16 U0/Z AS FA	●	●	○	○	○	○	○	○	○	○	○	○
P	PV8/A	KD2DG1301	PUCON 2LR/8 DG13 U0/U03A AS FA	●	●	○	○	○	○	○	○	○	○	○	○
P	P9/A	KD2WH1301	PUCON 2LR/6 W13 U0/U03A AS FA	●	●	○	○	○	○	○	○	○	○	○	○
P	P9/A PX	KD2WH1304	PUCON 2LR/6 W13 U0/U03A AS FA HR	●	●	○	○	○	○	○	○	○	○	○	○
P	P9/Z	KD2WH1602	PUCON 2LR/6 W16 U0/Z AS FA	●	●	○	○	○	○	○	○	○	○	○	○
P	P9/Z/BL	KD2LB1604	PUCON 2LR/6 LB16 U0/Z AS FA	●	●	○	○	○	○	○	○	○	○	○	○
P	P9/A/DB PX	KD2DB1301	PUCON 2LR/6 DB13 U0/U03A AS FA HR	●	●	○	○	○	○	○	○	○	○	○	○
P	P9/A/BL	KD2LB1302	PUCON 2LR/6 LB13 U0/U03A AS FA	●	●	○	○	○	○	○	○	○	○	○	○
P	P10/A	KD2WH1601	PUCON 2LR/8 W16 U0/U04A AS FA	●	●	○	○	○	○	○	○	○	○	○	○
P	P10/A/BL	KD2LB1602	PUCON 2LR/8 LB16 U0/U04A AS FA	●	●	○	○	○	○	○	○	○	○	○	○
P	P20/A	KD2WH2401	PUCON 2R/13 W24 U0/U06A AS AR FA	●	●	○	○	○	○	○	○	○	○	○	○
P	P20/A/BL	KD2LB2401	PUCON 2R/13 LB24 U0/U06A AS AR FA	●	●	○	○	○	○	○	○	○	○	○	○
P	PV10/A	KD2DG1601	PUCON 2LR/8 DG16 U0/U04A AS FA	●	●	○	○	○	○	○	○	○	○	○	○
P	P19/B	KD2WH2402	PUCON 2R/8 W24 U0/B AR FA	●	●	○	○	○	○	○	○	○	○	○	○
P	P20/B	KD2WH2801	PUCON 2R/13 W28 U0/B AS AR FA	●	●	○	○	○	○	○	○	○	○	○	○
P	P21/A/TR	KD2TR1901	PUCON 2LR/8 TR19 U0/U05A AS AR FA	●	●	○	○	○	○	○	○	○	○	○	○
P	P22/A/TR	KD2TR2301	PUCON 2LR/8 TR23 U0/U09A AS AR FA	●	●	○	○	○	○	○	○	○	○	○	○
P	P24/A/DG	KD2DG4001	PUCON 2R-RX/14 DG40 U0/U20A AS AR FA	●	●	○	○	○	○	○	○	○	○	○	○
P	PN20/A	KD2BL2301	PUCON 2R/13 B23 00/U05A AR	●	●	○	○	○	○	○	○	○	○	○	○
P	PN30/A	KD3BL2501	PUCON 3R/50 B25 00/U04A AR	●	●	○	○	○	○	○	○	○	○	○	○
P	P350/A/NR	KD3BL2502	PUCON 3RH/50 B25 U0/U04A AR	●	●	○	○	○	○	○	○	○	○	○	○
F	F6	KB1WH1201	PVCXCON 1LR/5 W12 U0/V07 FA	●	●	○	○	○	○	○	○	○	○	○	○
F	F10	KB2WH2003	PVCXCON 2LR/8 W20 U0/V05 FA	●	●	○	○	○	○	○	○	○	○	○	○
F	F10/AB	KB2DB2002	PVCXCON 2LR/8 DB20 U0/V05 FA AB	●	●	○	○	○	○	○	○	○	○	○	○
F	F10/BL	KB2DB2001	PVCXCON 2LR/8 DB20 U0/V05 FA	●	●	○	○	○	○	○	○	○	○	○	○
F	F10/Z	KB2WH2301	PVCXCON 2LR/8 W23 U0/Z FA	●	●	○	○	○	○	○	○	○	○	○	○
F	F10/09.0	KB2WH2402	PVCXCON 2LR/8 W24 U0/V09 FA	●	●	○	○	○	○	○	○	○	○	○	○
F	F10/09.0/BL	KB2DB2402	PVCXCON 2LR/8 DB24 U0/V09 FA	●	●	○	○	○	○	○	○	○	○	○	○
F	F20	KB2WH2604	PVCXCON 2R/12 W26 U0/V08 FA	●	●	○	○	○	○	○	○	○	○	○	○













RECOMMENDED USES

- Yes
- ◐ Limited
- Not recommended

TYPE	SAMPLA REF	ARTICLE NO	DESCRIPTION	SLIDER BED	FLAT ROLLERS	SLIDER BED ON BOTH SIDES	CHANNEL TROUGH	CONVENTIONAL TROUGH	INCLINED /DECLINED CONVEYING	INCLINED /DECLINED VARIATION	BUCKET ELEVATOR	CONVEYOR WITH ACCUMULATION	SLIDER BED WITH PRESSURE	POWER TURN CONVEYOR	KNIFE EDGE CONVEYOR
F	F21	KB2WH2601	PVCEXCON 2F/12 W26 U0/V08 FA	●	●	○	●	○	○	○	○	○	●	●	○
F	F21/BL	KB2DB2602	PVCEXCON 2F/12 DB26 U0/V08 FA	●	●	○	●	○	○	○	○	○	●	●	○
F	F10/09.0/RV	KB2WH2702	PVCEXCON 2LR/8 W27 U0/RV FA	●	●	○	●	○	○	○	○	○	●	●	○
F	F21/12.0	KB2WH3002	PVCEXCON 2F/12 W30 U0/V12 FA	●	●	○	●	○	○	○	○	○	●	●	○
F	F30	KB3WH3801	PVCEXCON 3R/16 W38 U0/V08 FA	●	●	○	●	○	○	○	○	○	●	●	○
F	F31	KB3WH3803	PVCEXCON 3F/14 W38 U0/V08 FA	●	●	○	●	○	○	○	○	○	●	●	○
F	F20/06.06/BL/Z	KB2DB3001	PVCEXCON 2R/12 DB30 Z/V06 FA	○	●	○	●	○	○	○	○	○	○	●	○
F	F21/05.05/BL/Z	KB2DB3003	PVCEXCON 2F/13 DB30 Z/V05 FA	○	●	○	●	○	○	○	○	○	○	●	○
F	F20/BW/BL	KB2DB2301	PVCEXCON 2R/12 DB23 U0/BW FA	●	●	○	●	○	○	○	○	○	●	●	○
F	F20/LG/BL	KB2DB3004	PVCEXCON 2R/12 DB30 U0/LG FA	○	●	○	●	○	○	○	○	○	○	●	○
F	F20/06.06/Z	KB2WH3003	PVCEXCON 2R/12 W30 Z/V06 FA	○	●	○	●	○	○	○	○	○	○	●	○
F	F21/05.05/Z	KB2WH3001	PVCEXCON 2F/13 W30 Z/V05 FA	○	●	○	●	○	○	○	○	○	○	●	○
F	F21/10.05/Z	KB2WH3601	PVCEXCON 2F/13 W36 Z/V10 FA	○	●	○	●	○	○	○	○	○	○	●	○
F	F31/08.09/Z	KB3WH4501	PVCEXCON 3F/14 W45 Z/V09 FA	○	●	○	●	○	○	○	○	○	○	●	○
F	F61/10.05	KB2WH4601	PVCEXCON 2F/45 W46 V05/V10 FA	○	●	○	●	○	○	○	○	○	○	●	○
F	F41/06.10	KB3WH5301	PVCEXCON 3F/24 W53 V06/V10 AS FA	○	●	○	●	○	○	○	○	○	○	●	○
F	F20/T	KB2WH5002	PVCEXCON 2R/12 W50 U0/T FA	●	●	○	●	○	○	○	○	○	●	●	○
F	F20/M	KB2WH5701	PVCEXCON 2R/12 W57 U0/M FA	●	●	○	●	○	○	○	○	○	●	●	○
F	F21/K	KB2WH8001	PVCEXCON 2F/12 W80 U0/K FA	●	●	○	●	○	○	○	○	○	●	●	○
E	E21/20.10/ATEX	KB2WH5001	PVCEXCON 2F/16 W50 V08/V20 AS AR FA FR ATEX	○	●	○	●	○	○	○	○	○	○	●	○
E	E31/20.10/ATEX	KB3WH6001	PVCEXCON 3F/24 W60 V07/V20 AS AR FA FR ATEX	○	●	○	●	○	○	○	○	○	○	●	○
E	E31/25.14/ATEX	KB3WH7401	PVCEXCON 3F/24 W74 V14/V25 AS AR FA FR ATEX	○	●	○	●	○	○	○	○	○	○	●	○
E	E41/20.08/ATEX	KB4WH7401	PVCEXCON 4F/30 W74 V08/V20 AS AR FA FR ATEX	○	●	○	●	○	○	○	○	○	○	●	○
E	E31/30.13/ATEX	KB3WH9501	PVCEXCON 3F/75 W95 V13/V30 AS AR FA FR ATEX	○	●	○	●	○	○	○	○	○	○	●	○
E	E21/10.10/VR/ATEX	KB2PG4101	PVCEXCON 2F/16 PG41 V10/V10 AS AR FA FR ATEX	○	●	○	●	○	○	○	○	○	○	●	○
E	E31/20.07/VR/ATEX	KB3PG6201	PVCEXCON 3F/30 PG62 V07/V20 AS AR FA FR ATEX	○	●	○	●	○	○	○	○	○	○	●	○
E	E41/20.08/VR/ATEX	KB4PG7401	PVCEXCON 4F/30 PG74 V08/V20 AS AR FA FR ATEX	○	●	○	●	○	○	○	○	○	○	●	○
R	R4	KC1WH0801	FABCON 1FC/4 W08 V0/V0 FA	●	●	●	●	○	○	○	○	○	●	●	○
R	R10	KC2WH1201	FABCON 2LR/8 W12 00/00 AS FA	●	●	●	○	○	○	○	○	○	●	●	○
R	R11	KC2TR1401	FABCON 2FC/6 TR14 00/00 FA	●	●	●	○	○	○	○	○	○	○	●	○
R	R12	KC2WH1802	FABCON 2LR/8 W18 00/00 FA	●	●	●	○	○	○	○	○	○	○	●	○
R	R13	KC2TR1001	FABCON 2LR/6 TR10 U0/U0 AS FA	●	●	●	○	○	○	○	○	○	○	●	○
R	R14	KC2WH1401	FABCON 2LR/8 W14 U0/00 FA	●	●	●	○	○	○	○	○	○	○	●	○
R	R16	KC2TR1502	FABCON 2R-RX/14 TR15 00/00 AS FA	●	●	●	○	○	○	○	○	○	○	●	○
R	R18	KC2TR1901	FABCON 2RC-R/8 TR19 00/00 FA	●	●	●	○	○	○	○	○	○	○	●	○
R	R19	KC2TR2401	FABCON 2RC /5 TR24 00/00 FA	●	●	●	○	○	○	○	○	○	○	●	○
R	R30	KC3TR3001	FABCON 3FC/8 TR30 00/00 FA	●	●	●	○	○	○	○	○	○	○	●	○
U	U6/05.05/Z/AG	KA1AG2001	PVCCON 1R/6 AG20 Z/V05 AS	○	○	○	○	○	○	○	○	○	○	○	○
U	U10/AG	KA2AG2003	PVCCON 2LR/8 AG20 00/V05 AS	●	●	○	○	○	○	○	○	○	○	○	○
U	U14/AG	KA2AG2002	PVCCON 2R/12 AG20 00/V05 AS	●	●	○	○	○	○	○	○	○	○	○	○

RECOMMENDED USES

- Yes
- ◐ Limited
- Not recommended

TYPE	SAMPLA REF	ARTICLE NO	DESCRIPTION	SLIDER BED	FLAT ROLLERS	SLIDER BED ON BOTH SIDES	CHANNEL TROUGH	CONVENTIONAL TROUGH	INCLINED / DECLINED CONVEYING	INCLINED / DECLINED VARIATION	BUCKET ELEVATOR	CONVEYOR WITH ACCUMULATION	SLIDER BED WITH PRESSURE	POWER TURN CONVEYOR	KNIFE EDGE CONVEYOR
															
U	U14/08.0/AG	KA2AG2401	PVCCON 2R/12 AG24 00/V08 AS	●	●	○	○	○	○	○	○	○	○	○	○
U	U14/11.0/AG	KA2AG2703	PVCCON 2R/12 AG27 00/V11 AS	●	●	○	○	○	○	○	○	○	○	○	○
U	U14/15.0/AG	KA2AG3004	PVCCON 2R/12 AG30 00/V15 AS	●	●	○	○	○	○	○	○	○	○	○	○
U	U14/06.06/AG/Z	KA2AG3001	PVCCON 2R/12 AG30 Z/V06 AS	●	●	○	○	○	○	○	○	○	○	○	○
U	U35/06.06/Z/AG	KA3AG4201	PVCCON 3R/16 AG42 Z/V06 AS	●	●	○	○	○	○	○	○	○	○	○	○
U	U6	KA1PG1301	PVCCON 1LR/5 PG13 00/V08 AS	●	●	○	○	○	○	○	○	○	○	○	○
U	U6/05.05/Z/VR	KA1PG2002	PVCCON 1R/6 PG20 Z/V05 AS	●	●	○	○	○	○	○	○	○	○	○	○
U	U10	KA2PG2001	PVCCON 2LR/8 PG20 00/V05 AS	●	●	○	○	○	○	○	○	○	○	○	○
U	U10/N	KA2PG2002	PVCCON 2LR/8 PG22 00/N AS	●	●	○	○	○	○	○	○	○	○	○	○
U	U20	KA2PG2501	PVCCON 2R/12 PG25 00/V09 AS	●	●	○	○	○	○	○	○	○	○	○	○
U	U20/Y	KA2PG2901	PVCCON 2R/12 PG29 00/Y AS	●	●	○	○	○	○	○	○	○	○	○	○
U	U21	KA2PG2601	PVCCON 2F/12 PG26 00/V08 AS	●	●	○	○	○	○	○	○	○	○	○	○
U	U19	KA2PG2703	PVCCON 2LR/8 PG27 00/V12 AS	●	●	○	○	○	○	○	○	○	○	○	○
U	U20/12.0	KA2PG3003	PVCCON 2R/12 PG30 00/V12 AS	●	●	○	○	○	○	○	○	○	○	○	○
U	U21/05.05/Z	KA2PG3001	PVCCON 2F/13 PG30 Z/V05 AS	●	●	○	○	○	○	○	○	○	○	○	○
U	U20/06.06/Z	KA2PG3002	PVCCON 2R/12 PG30 Z/V06 AS	●	●	○	○	○	○	○	○	○	○	○	○
U	U20/06.06/NR/Z	KA2BL3003	PVCCON 2R/12 B30 Z/V06 AS	●	●	○	○	○	○	○	○	○	○	○	○
U	U20/20.0	KA2PG3701	PVCCON 2R/12 PG37 00/V20 AS	●	●	○	○	○	○	○	○	○	○	○	○
U	U30	KA3PG3801	PVCCON 3R/16 PG38 00/V09 AS	●	●	○	○	○	○	○	○	○	○	○	○
U	U31	KA3PG3803	PVCCON 3F/14 PG38 00/V08 AS	●	●	○	○	○	○	○	○	○	○	○	○
U	U35	KA3PG4501	PVCCON 3R/16 PG45 00/V15 AS	●	●	○	○	○	○	○	○	○	○	○	○
U	U35/Y	KA3PG4901	PVCCON 3R/16 PG49 00/Y AS	●	●	○	○	○	○	○	○	○	○	○	○
U	U32/NR/A	KA3BL5001	PVCCON 3R-F/25 B50 V0/V20A AS AR	●	●	○	○	○	○	○	○	○	○	○	○
U	U35/V	KA3PG5002	PVCCON 3R/16 PG50 00/V AS	●	●	○	○	○	○	○	○	○	○	○	○
U	U61/V	KA3PG6501	PVCCON 3F/40 PG65 V0/V	●	●	○	○	○	○	○	○	○	○	○	○
U	U91/V	KA3PG7001	PVCCON 3F/50 PG70 V0/V	●	●	○	○	○	○	○	○	○	○	○	○
U	U121/4F	KA4PG9001	PVCCON 4F/70 PG90 U0/F	●	●	○	○	○	○	○	○	○	○	○	○
U	U101/V	KA2PG1D01	PVCCON 2F/28 PG100 V0/V	●	●	○	○	○	○	○	○	○	○	○	○
L	L20/BW	KA2PG2301	PVCCON 2R-RX/14 PG23 00/BW AS	●	●	○	○	○	○	○	○	○	○	○	○
L	L30/BW	KA1PG3001	PVCCON 1FH/20 PG30 V0/BW AS	●	●	○	○	○	○	○	○	○	○	○	○
L	L10/F	KA2GR2401	PVCCON 2LR/8 GR24 00/F	●	●	○	○	○	○	○	○	○	○	○	○
L	L10/LG	KA2GR2601	PVCCON 2LR/8 GR26 00/LG	●	●	○	○	○	○	○	○	○	○	○	○
L	L10/Y	KA2GR2801	PVCCON 2LR/8 GR28 00/Y	●	●	○	○	○	○	○	○	○	○	○	○
L	L10/V	KA2PG2401	PVCCON 2LR/8 PG24 00/V	●	●	○	○	○	○	○	○	○	○	○	○
L	L20/LG/NR	KA2BL3008	PVCCON 2R-RX/14 B30 00/LG AS	●	●	○	○	○	○	○	○	○	○	○	○
L	L20/LG/VR	KA2PG3004	PVCCON 2R-RX/14 PG30 00/LG AS	●	●	○	○	○	○	○	○	○	○	○	○
L	L10/M	KA2PG5201	PVCCON 2LR/8 PG52 00/M	●	●	○	○	○	○	○	○	○	○	○	○
L	L10/M/NR	KA2BL5201	PVCCON 2LR/8 B52 00/M	●	●	○	○	○	○	○	○	○	○	○	○
L	L20/M	KA2PG5701	PVCCON 2R/12 PG57 00/M	●	●	○	○	○	○	○	○	○	○	○	○
L	L20/C	KA2PG5601	PVCCON 2R/12 PG56 00/C	●	●	○	○	○	○	○	○	○	○	○	○
L	L20/H	KA2PG8501	PVCCON 2R/12 PG85 00/H	●	●	○	○	○	○	○	○	○	○	○	○
L	L30/AS	KA3PG6001	PVCCON 3R/16 PG60 00/V30 AS	●	●	○	○	○	○	○	○	○	○	○	○
L	L91/V	KA3PG7002	PVCCON 3F/50 PG70 V0/V	●	●	○	○	○	○	○	○	○	○	○	○
L	L91/H	KA3PG1H01	PVCCON 3F/50 PG120 U0/H	●	●	○	○	○	○	○	○	○	○	○	○
MG	MG101/Y	KA4DB8101	PVCCON 4F/70 DB81 U0/Y	●	●	○	○	○	○	○	○	○	○	○	○
MG	MG101/H2	KA4DB1H01	PVCCON 4F/70 DB120 U0/H2	●	●	○	○	○	○	○	○	○	○	○	○
MG	MG101/H3 BL	KA4DB1D01	PVCCON 4F/70 DB136 U0/H3	●	●	○	○	○	○	○	○	○	○	○	○
N	N18/A	KA2BL2103	PVCCON 2R-RX/14 B21 00/V05A AS FR	●	●	○	○	○	○	○	○	○	○	○	○
N	N20/0.0	KC2BL2401	FABCON 2R-RX/14 B24 00/U0 AS FR	●	●	●	○	○	○	○	○	○	○	○	○

RECOMMENDED USES

- Yes
- ◐ Limited
- Not recommended

TYPE	SAMPLA REF	ARTICLE NO	DESCRIPTION	SLIDER BED	FLAT ROLLERS	SLIDER BED ON BOTH SIDES	CHANNEL TROUGH	CONVENTIONAL TROUGH	INCLINED / DECLINED CONVEYING	INCLINED / DECLINED VARIATION	BUCKET ELEVATOR	CONVEYOR WITH ACCUMULATION	SLIDER BED WITH PRESSURE	POWER TURN CONVEYOR	KNIFE EDGE CONVEYOR
N	N20	KA2BL2602	PVCCON 2R-RX/14 B26 00/V05 AS FR	●	●	○	○	○	○	○	○	●	○	○	○
N	N20/A	KA2BL2601	PVCCON 2R-RX/14 B26 00/V05A AS FR	●	●	○	○	○	○	○	○	●	○	○	○
N	N20/10.0/A	KA2BL3005	PVCCON 2R-RX/14 B30 00/V10A AS FR	●	●	○	○	○	○	○	○	●	○	○	○
N	N20/BW	KA2BL2302	PVCCON 2R-RX/14 B23 00/BW AS FR	●	●	○	○	○	●	●	○	○	○	○	○
N	N20/LG	KA2BL3001	PVCCON 2R-RX/14 B30 00/LG AS FR	●	●	○	○	○	●	●	○	○	○	○	○
N	N20/M	KA2BL5701	PVCCON 2R-RX/14 B57 00/M AS FR	●	●	○	○	○	●	●	○	○	○	○	○
D	D10/A	KA2PG2004	PVCCON 2LR/8 PG20 00/V05A	●	●	○	○	○	○	○	○	●	○	○	○
D	DN7/A	KA2BL1803	PVCCON 2LR-FX/7 B18 00/V04A	●	●	○	○	○	○	○	○	●	○	○	○
D	DN8/A	KA2BL1802	PVCCON 2LR/8 B18 00/V04A	●	●	○	○	○	○	○	○	●	○	○	○
D	DN8/A/AS	KA2BL2001	PVCCON 2R/10 B20 00/V05A AS	●	●	○	○	○	○	○	○	●	○	○	○
T	T8/L	KA1BL1602	PVCCON 1RX/6 B16 00/L AS	●	●	○	○	○	●	●	○	○	○	○	○
T	T8/Z	KA1BL1601	PVCCON 1RX/6 B16 00/Z AS	●	●	○	○	○	●	●	○	○	○	○	○
T	T8/E	KA1BL2001	PVCCON 1RX/6 B20 00/E AS	●	●	○	○	○	●	●	○	○	○	○	○
T	T10/Z	KA2BL2503	PVCCON 2F-FX/10 B25 00/Z AS	●	●	○	○	○	●	●	○	○	○	●	○
T	T20/E	KA2BL2505	PVCCON 2F-FX/12 B25 00/E AS	●	●	○	○	○	●	●	○	○	○	●	○
T	T20/L	KA2BL2504	PVCCON 2F-FX/12 B25 00/L AS	●	●	○	○	○	●	●	○	○	○	●	○
T	T20/P	KA2BL3002	PVCCON 2F-FX/12 B30 00/P AS	●	●	○	○	○	●	●	○	○	○	●	○
G	G23/U	KA3AN8401	PVCCON 3R/18 AN84 00/U	●	●	○	○	○	●	●	○	○	○	○	○
G	G23/R	KA3AN9501	PVCCON 3R/18 AN95 00/R	●	●	○	○	○	●	●	○	○	○	○	○
B	B10/NR	KC2BL1601	FABCON 2LR/8 B16 U0/U0 AS	●	●	○	○	○	○	○	○	●	●	○	○
B	B21	KC2PG2001	FABCON 2F/12 PG20 U0/U0	●	●	○	○	○	○	○	○	●	●	●	○
B	B30/AG	KC3AG3502	FABCON 3R/15 AG35 V0/U0	●	●	○	○	○	○	○	○	●	●	●	○
B	B31	KC3PG3501	FABCON 3F/14 PG35 U0/U0	●	●	○	○	○	○	○	○	●	●	●	○
V	V23/A	KF2TR2401	POLYCON 2F/16 TR24 00/Y06A AS FA PR	●	●	○	○	○	○	○	○	○	○	●	○
V	V23/Y	KF2TR2801	POLYCON 2F/16 TR28 00/Y AS FA PR	●	●	○	○	○	○	○	○	○	○	●	○
V	V23/C	KF2TR5501	POLYCON 2F/16 TR55 00/C AS FA PR	●	●	○	○	○	○	○	○	○	○	●	○
V	V33/A	KF3TR3801	POLYCON 3F/20 TR38 00/Y06A AS FA PR	●	●	○	○	○	○	○	○	○	○	●	○
H	H15	KH2WH1501	SILCON 2LR/8 W15 U0/S02 AS FA	●	●	○	○	○	●	●	○	○	●	○	○
H	H14	KH2WH1401	SILCON 2LR/10 TR14 00/S03 FA	●	●	○	○	○	●	●	○	○	●	○	○
SAM	SAM 025/BN	KG1WH2501	FELTCON 1K/15 W25 00/00 FA	●	●	●	○	○	○	○	○	●	○	○	○
SAM	SAM 025/A	KG1GR2501	FELTCON 1K/15 GR25 00/00 AS	●	●	●	○	○	○	○	○	●	○	○	○
SAM	SAM 040/A	KG1GR4001	FELTCON 1K/17 GR40 00/00 AS	●	●	●	○	○	○	○	○	●	○	○	○
SAM	SAM 055/A	KG1GR5501	FELTCON 1K/17 GR55 00/00 AS	●	●	●	○	○	○	○	○	●	○	○	○
SAM	SAM 025/VR	KG1GN2501	FELTCON 1K/15 GN25 00/00	●	●	●	○	○	○	○	○	●	○	○	○
SAM	SAM 040/VR	KG1GN4001	FELTCON 1K/17 GN40 00/00	●	●	●	○	○	○	○	○	●	○	○	○
SAM	SAM 055/VR	KG1GN5501	FELTCON 1K/17 GN55 00/00	●	●	●	○	○	○	○	○	●	○	○	○

CHEMICAL RESISTANCE TABLE

● Resists Chemicals ● Resists Chemicals to a Limited Extent ○ Doesn't Resist Chemicals -- Not Checked

PRODUCT	B	D	E	F	G	L	MG	N	P	R	U	V
FOOD PRODUCTS												
Animal oils	●	●	●	●	●	●	●	●	●	●	●	●
Animals feedstuff	●	●	●	●	●	●	●	●	●	●	●	●
Beer	●	●	●	●	●	●	●	●	●	●	●	●
Bread	●	●	●	●	●	●	●	●	●	●	●	●
Brine	●	●	●	●	●	●	●	●	●	●	●	●
Butter	●	●	●	●	●	●	●	●	●	●	●	●
Cinnamon	●	●	●	●	●	●	●	●	●	●	●	●
Cocoa fat	●	○	○	●	○	○	○	○	●	●	○	●
Cocoa powder	●	●	●	●	●	●	●	●	●	●	●	●
Coffee-bean	●	○	●	●	●	●	●	●	●	●	●	●
Dough	--	●	●	●	●	●	●	●	●	●	●	●
Eggs albumen	●	●	●	●	●	●	●	●	●	●	●	●
Fat cheese	●	○	●	●	●	●	●	●	●	●	●	●
Fish flour	●	○	●	●	●	●	●	●	●	●	●	●
Fowl	●	--	●	●	●	●	●	●	●	●	●	●
Fresh cheese	●	●	●	●	●	●	●	●	●	●	●	●
Fresh fish	●	●	●	●	●	●	●	●	●	●	●	●
Fresh tomatoes	●	●	●	●	●	●	●	●	●	●	●	●
Fruit entire	●	●	●	●	●	●	●	●	●	●	●	●
Fruit juice	●	●	●	●	●	●	●	●	●	●	●	●
Fruit pieces	●	●	●	●	●	●	●	●	●	●	●	●
Granulated sugar	●	●	●	●	●	●	●	●	●	●	●	●
Grapes	●	●	●	●	●	●	●	●	●	●	●	●
Jam	●	●	●	●	●	●	●	●	●	●	●	●
Lemon	●	●	●	●	●	●	●	●	●	●	●	●
Margarine	●	○	●	●	●	●	●	●	●	●	●	●
Mayonnaise	●	○	●	●	●	●	●	●	●	●	●	●
Meat	●	●	●	●	●	●	●	●	●	●	●	●
Medical herbs	●	●	●	●	●	●	●	●	●	●	●	●
Milk	●	○	●	●	●	●	●	●	●	●	●	●
Molasses	●	●	●	●	●	●	●	●	●	●	●	●
Natural jelly	●	●	●	●	●	●	●	●	●	●	●	●
Oleiferous seeds	--	○	●	●	●	●	●	●	●	--	●	●
Pepper	●	●	●	●	●	●	●	●	●	●	●	●
Pickled fruit	●	●	●	●	●	●	●	●	●	●	●	●
Preserves in oil	●	--	●	●	●	●	●	●	●	●	●	●
Preserves in water	●	●	●	●	●	●	●	●	●	●	●	●
Rice	●	○	●	●	●	●	●	●	●	●	●	●
Sausages	●	○	●	●	●	●	●	●	●	●	●	●
Sea water	●	●	●	●	●	●	●	●	●	●	●	●
Seeds oils	●	○	●	●	●	●	●	●	●	●	●	●
Tea leaves	●	○	●	●	●	●	●	●	●	●	●	●
Tobacco	●	●	●	●	●	●	●	●	●	●	●	●
Vinegar	○	●	●	●	●	●	●	●	●	○	●	●
Water	●	●	●	●	●	●	●	●	●	●	●	●
Wheat	●	○	●	●	●	●	●	●	●	●	●	●
Yeast	●	●	●	●	●	●	●	●	●	●	●	●

CHEMICAL RESISTANCE TABLE

● Resists Chemicals ○ Resists Chemicals to a Limited Extent ◐ Doesn't Resist Chemicals -- Not Checked

PRODUCT	B	D	E	F	G	L	MG	N	P	R	U	V
DETERGENTS												
Liquid detergents	○	○	●	●	●	●	●	●	●	○	●	●
Naphtenic acid	○	○	○	○	○	○	○	○	◐	○	○	
Potassium carbonate lye 10%	--	○	●	●	●	●	●	●	○	--	●	●
Potassium carbonate lye 50%	--	○	●	●	●	●	●	●	○	--	●	◐
Shampoo - liquid	●	●	●	●	●	●	●	●	●	●	●	●
Soap	●	◐	●	●	●	●	●	●	●	●	●	●
Sodium hypochlorite	●	●	●	●	●	●	●	●	●	●	●	●
Sodium phosphate	●	●	●	●	●	●	●	●	●	●	●	●
Synthetic detergents	○	○	●	●	●	●	●	●	●	○	●	●
OILY PRODUCTS AND LUBRICANTS												
Asphalt	●	○	●	●	◐	◐	◐	◐	◐	●	●	◐
Castor oil	●	○	●	●	◐	◐	◐	◐	●	●	◐	●
Coconut oil	●	○	●	●	◐	◐	◐	◐	●	●	◐	●
Diesel oil	●	○	●	●	◐	◐	◐	◐	●	●	◐	●
Fuel mixture	●	○	●	●	◐	◐	◐	◐	●	●	◐	◐
Glycerin	●	●	●	●	●	●	●	●	●	●	●	●
Kerosene	--	◐	●	●	◐	◐	◐	●	●	--	◐	◐
Lanolin	○	○	●	●	◐	◐	◐	◐	●	●	◐	●
Linseed oil	○	○	●	●	◐	◐	◐	◐	●	●	◐	●
Mineral oil	○	○	●	●	◐	◐	◐	◐	●	●	◐	●
Naphtha	○	●	●	●	◐	◐	◐	◐	●	○	●	◐
Paraffin	●	○	●	●	◐	◐	◐	◐	●	●	●	●
Petrol	●	○	●	●	◐	◐	◐	◐	●	●	◐	◐
Petroleum	●	○	●	●	◐	◐	◐	◐	●	●	◐	●
Silicone oil	○	○	●	●	◐	◐	◐	◐	●	●	◐	●
Tallow	●	○	●	●	◐	◐	◐	◐	●	●	◐	●
Vaseline	●	○	●	●	◐	◐	◐	◐	●	●	◐	●
ALCOHOLIC SUBSTANCES												
Butyl alcohol	--	◐	◐	◐	◐	◐	◐	◐	○	--	◐	◐
Denatured alcohol	--	○	●	●	◐	◐	◐	◐	●	--	◐	◐
Ethyl alcohol 10%	○	◐	◐	◐	◐	◐	◐	◐	●	○	◐	●
Methyl alcohol	○	◐	●	●	◐	◐	◐	◐	●	○	◐	●
Propylic alcohol	--	◐	◐	◐	◐	◐	◐	◐	●	--	◐	●
Scent essence	--	◐	◐	◐	◐	◐	◐	◐	●	--	◐	●
Spirits	●	●	●	●	◐	◐	◐	◐	●	●	◐	●
Wine	●	●	●	●	●	●	●	●	●	●	●	●
PAINTS AND SOLVENTS												
Acetone	○	○	○	○	○	○	○	○	○	○	○	●
Amilacetate	--	○	○	○	○	○	○	○	●	--	○	◐
Aniline	○	○	◐	◐	◐	◐	◐	◐	◐	○	◐	◐
Benzol	○	○	○	○	○	○	○	○	◐	○	○	◐
Boiled linseed oil	●	○	●	●	◐	◐	◐	◐	●	●	◐	●
Carbon Tetrachloride	◐	○	○	○	○	○	○	○	◐	◐	○	○
Chloroform	○	○	○	○	○	○	○	○	○	○	○	○
Colophony	--	●	◐	●	◐	◐	◐	◐	●	--	◐	◐
Cyclohexane	○	○	○	○	○	○	○	○	○	○	○	◐
Ether	○	○	○	○	○	○	○	○	○	○	○	○
Ethyl acetate	○	○	○	○	○	○	○	○	○	○	○	○

CHEMICAL RESISTANCE TABLE

● Resists Chemicals ● Resists Chemicals to a Limited Extent ○ Doesn't Resist Chemicals -- Not Checked

PRODUCT	B	D	E	F	G	L	MG	N	P	R	U	V
PAINTS AND SOLVENT												
Furfural	--	●	--	--	--	--	--	--	●	--	--	--
Heptane	●	○	●	●	●	●	●	●	●	●	●	●
Hexane	●	○	●	●	●	●	●	●	●	●	●	●
Iso-octane	●	○	●	●	●	●	●	●	●	●	●	●
Phenol	●	○	●	●	●	●	●	●	●	●	●	●
Printing ink	●	●	●	●	●	●	●	●	●	●	●	●
Styrene	--	○	○	○	○	○	○	○	○	--	○	○
Tetrachloroethylene	○	○	○	○	○	○	○	○	○	○	○	○
Tetrahydrofuran	○	○	○	○	○	○	○	○	○	○	○	○
Toluene	○	○	○	○	○	○	○	○	○	○	○	○
Trichloroethylene	○	○	○	○	--	--	--	○	○	○	○	○
Turpentine	●	●	●	●	--	--	--	●	●	●	●	--
Turpentine oil	●	○	●	●	●	●	●	●	●	●	●	●
Xilol	--	○	○	○	○	○	○	○	○	--	○	○
VARIOUS CHEMICAL PRODUCTS												
Acetic acid	○	○	○	○	○	○	○	○	○	○	○	○
Acetic aldehyde	--	○	○	○	○	○	○	○	○	--	○	○
Albumin	--	○	○	○	○	○	○	○	○	--	○	○
Aluminum carbonate	●	●	●	●	●	●	●	●	●	●	●	●
Aluminum sulphate	●	●	●	●	●	●	●	●	●	●	●	●
Ammonium sulphate	●	●	●	●	●	●	●	●	●	●	●	●
Ammonium persulphate	●	●	●	●	●	●	●	●	●	●	●	●
Ammonium phosphate	●	●	●	●	●	●	●	●	●	●	●	--
Aniline	○	○	○	○	○	○	○	○	○	○	○	○
Animal excrements	--	○	○	○	○	○	○	○	○	--	○	○
Barium chloride	●	●	●	●	●	●	●	●	●	●	●	●
Barium carbonate	●	●	●	●	●	●	●	●	●	●	●	●
Barium hydrate saturated sln.	●	●	●	●	●	●	●	●	●	●	●	●
Barium salts	●	●	●	●	●	●	●	●	●	●	●	●
Benzoic acid	●	●	●	●	●	●	●	●	●	●	●	●
Blasting powder	--	○	○	○	○	○	○	○	○	--	○	○
Borax	●	●	●	●	●	●	●	●	●	●	●	●
Boric acid conc.	●	●	●	●	●	●	●	●	●	●	●	●
Boric acid solution	●	●	●	●	●	●	●	●	●	●	●	●
Buthane liquid	--	○	○	○	○	○	○	○	○	--	○	○
Calcium chloride	●	●	●	●	●	●	●	●	●	●	●	●
Calcium carbonate	--	○	○	○	○	○	○	○	○	--	○	○
Calcium hydrate saturated solution	●	●	●	●	●	●	●	●	●	●	●	●
Calcium nitrate	●	●	●	●	●	●	●	●	●	●	●	●
Calcium sulphate	●	●	●	●	●	●	●	●	●	●	●	●
Caustic soda solution 10%	○	○	○	○	○	○	○	○	○	○	○	○
Caustic soda solution 45%	○	○	○	○	○	○	○	○	○	○	○	○
Chlorine	○	○	○	○	○	○	○	○	○	○	○	○
Chrome	○	○	○	○	○	○	○	○	○	○	○	○
Chromic acid	○	○	○	○	○	○	○	○	○	○	○	○
Citric acid	○	○	○	○	○	○	○	○	○	○	○	○
Copper chloride	●	●	●	●	●	●	●	●	●	●	●	●
Copper sulphate	●	●	●	●	●	●	●	●	●	●	●	●

CHEMICAL RESISTANCE TABLE


● Resists Chemicals ● Resists Chemicals to a Limited Extent ○ Doesn't Resist Chemicals -- Not Checked


PRODUCT	B	D	E	F	G	L	MG	N	P	R	U	V
VARIOUS CHEMICAL PRODUCTS												
Cresol	●	●	●	●	●	●	●	●	●	●	●	●
Dextrose	●	●	●	●	●	●	●	●	●	●	●	●
Dibutyl-phthalate	●	○	○	○	○	○	○	○	●	●	○	●
Ethyl chloride	○	○	○	○	○	○	○	○	○	○	○	○
Ethylene glycol	--	●	●	●	●	●	●	●	●	--	●	●
Ferric chloride	●	●	●	●	●	●	●	●	●	●	●	●
Ferric nitrate	●	●	●	●	●	●	●	●	●	●	●	●
Formaldehyde	●	○	●	●	●	●	●	●	●	●	●	●
Formalin	●	○	●	●	●	●	●	●	●	●	●	●
Formic acid 10%	○	●	●	●	●	●	●	●	○	○	●	●
Glucose	●	●	●	●	●	●	●	●	●	●	●	●
Hydrobromic acid 50%	○	--	--	--	--	--	--	--	--	○	--	--
Hydrofluoric acid 30%	○	--	--	--	--	--	--	--	--	○	--	●
Hydrogen peroxide 30%	--	●	●	●	●	●	●	●	●	●	●	●
Ink	●	●	●	●	●	●	●	●	●	●	●	●
Lactic acid	●	○	●	●	●	●	●	●	●	●	●	●
Magnesium carbonate	●	●	●	●	●	●	●	●	●	●	●	●
Magnesium hydrate saturated solution	●	●	●	●	●	●	●	●	●	●	●	●
Magnesium salts	●	●	●	●	●	●	●	●	●	●	●	●
Magnesium sulphate	●	●	●	●	●	●	●	●	●	●	●	●
Manure	--	●	●	●	●	--	--	--	●	--	○	●
Mercury	●	●	●	●	●	●	●	●	●	●	●	●
Mercury chloride	●	●	●	●	●	●	●	●	●	●	●	●
Methyl chloride	○	○	○	○	○	○	○	○	○	○	○	○
Methylene chloride	○	○	○	○	○	○	○	○	○	○	○	○
Muriatic acid 10%	--	●	●	●	--	--	--	--	●	--	●	●
Naphthalene	●	○	○	○	○	○	○	○	●	●	○	●
Nickel nitrate	○	●	●	●	●	●	●	●	●	○	●	●
Nitric acid 30-50%	●	●	●	●	●	●	●	●	○	●	●	●
Organic fertilizer	●	●	●	●	●	●	●	●	●	●	●	●
Ossalic acid saturated solution	●	●	●	●	●	●	●	●	●	●	●	●
Ozone	●	●	●	●	●	●	●	●	●	●	●	●
Phenol	●	○	●	●	●	●	●	●	●	●	●	●
Phosphoric acid 10%	●	●	●	●	●	●	●	●	●	●	●	●
Potassium chloride	●	●	●	●	●	●	●	●	●	●	●	●
Potassium sulphate	●	●	●	●	●	●	●	●	●	●	●	●
Potassium bicarbonate	●	●	●	●	●	●	●	●	●	●	●	●
Potassium bichromate 40%	●	●	●	●	●	●	●	●	●	●	●	●
Potassium carbonate	●	●	●	●	●	●	●	●	●	●	●	●
Potassium nitrate	●	●	●	●	●	●	●	●	●	●	●	●
Potassium permanganate	●	●	●	●	●	●	●	●	●	●	●	●
Potassium persulphate	●	●	●	●	●	●	●	●	●	●	●	●
Propane	●	○	●	●	●	●	●	●	●	●	●	●
Propylene glycol	--	●	●	●	●	●	●	●	●	--	●	●
Rubber compound	--	●	●	●	--	--	--	●	●	--	●	--
Rock salt	●	●	●	●	●	●	●	●	●	●	●	●
Sodic phosphate	--	●	●	●	●	●	●	●	●	--	●	●
Sodium bicarbonate	●	●	●	●	●	●	●	●	●	●	●	●

CHEMICAL RESISTANCE TABLE

● Resists Chemicals ● Resists Chemicals to a Limited Extent ○ Doesn't Resist Chemicals -- Not Checked

PRODUCT	B	D	E	F	G	L	MG	N	P	R	U	V
VARIOUS CHEMICAL PRODUCTS												
Sodium bisulphate	●	●	●	●	●	●	●	●	●	●	●	●
Sodium borate	●	●	●	●	●	●	●	●	●	●	●	●
Sodium carbonate	●	●	●	●	●	●	●	●	●	●	●	●
Sodium chlorate	●	●	●	●	●	●	●	●	●	●	●	●
Sodium chloride	●	●	●	●	●	●	●	●	●	●	●	●
Sodium nitrate	●	●	●	●	●	●	●	●	●	●	●	●
Sodium perborate	●	●	●	●	●	●	●	●	●	●	●	●
Sodium sulphate	●	●	●	●	●	●	●	●	●	●	●	●
Starch	●	●	●	●	●	●	●	●	●	●	●	●
Stearic acid	●	●	●	●	●	●	●	●	●	●	●	●
Sulphates	--	●	●	●	●	●	●	●	●	--	●	●
Sulphur	●	●	●	●	●	●	●	●	●	●	●	●
Sulphuric acid 10%	●	●	●	●	●	●	●	●	○	●	●	●
Tanned skins	--	●	●	●	●	●	●	●	●	--	●	●
Urea	●	●	●	●	●	●	●	●	●	●	●	●
Vinyl acetate solution	--	●	●	●	●	●	●	●	●	--	●	--
Zinc sulphate	●	●	●	●	●	●	●	●	●	●	●	●





SAMPLA

Your belting partner. Since 1962.

Print Edition: December 2019 - Web Edition: December 2019

MAIN OFFICE

Sampla

Via Privata da Strada Provinciale 215,
20867 Caponago (MB)
Italia

Phone +39 039 689601
info.it@sampla.com

www.sampla.com

Contact Us

Member of Ammega Group